

Measure M2 Quarterly Progress Report January 2022 through March 2022



M2 Quarterly Report Overview



Highlights the successes and challenges of M2 Program activities



Reports progress on the Next 10 Plan deliverables





Provides budget and schedule information



Includes revenue and expenditure actuals, in addition to local allocations




ENVIRONMENTAL

-  A total of 5% of OC Go Freeway Program funds is allocated to the Freeway Environmental Mitigation Program
-  A total of 2% of the overall OC Go Program funds is allocated to the Environmental Cleanup Program

30 projects/project segments

- 13 completed
- 4 in construction
- 9 in/nearing final design
- 4 in various stages of development

661,814 Freeway Service Patrol motorist assists and lane clearances



3rd Quarter Highlights:

- ✓ I-5 (SR-73 to El Toro Road) – Construction Update
- ✓ SR-55 (I-405 to I-5) – Construction bids opened
- ✓ SR-55 (I-5 to SR-91) – Design contract awarded
- ✓ I-405 (SR-73 to I-605) – First half of Brookhurst Street bridge opened

I-5 – Interstate 5
I-405 – Interstate 405
I-605 – Interstate 605
SR-55 – State Route 55
SR-73 – State Route 73
SR-91 – State Route 91

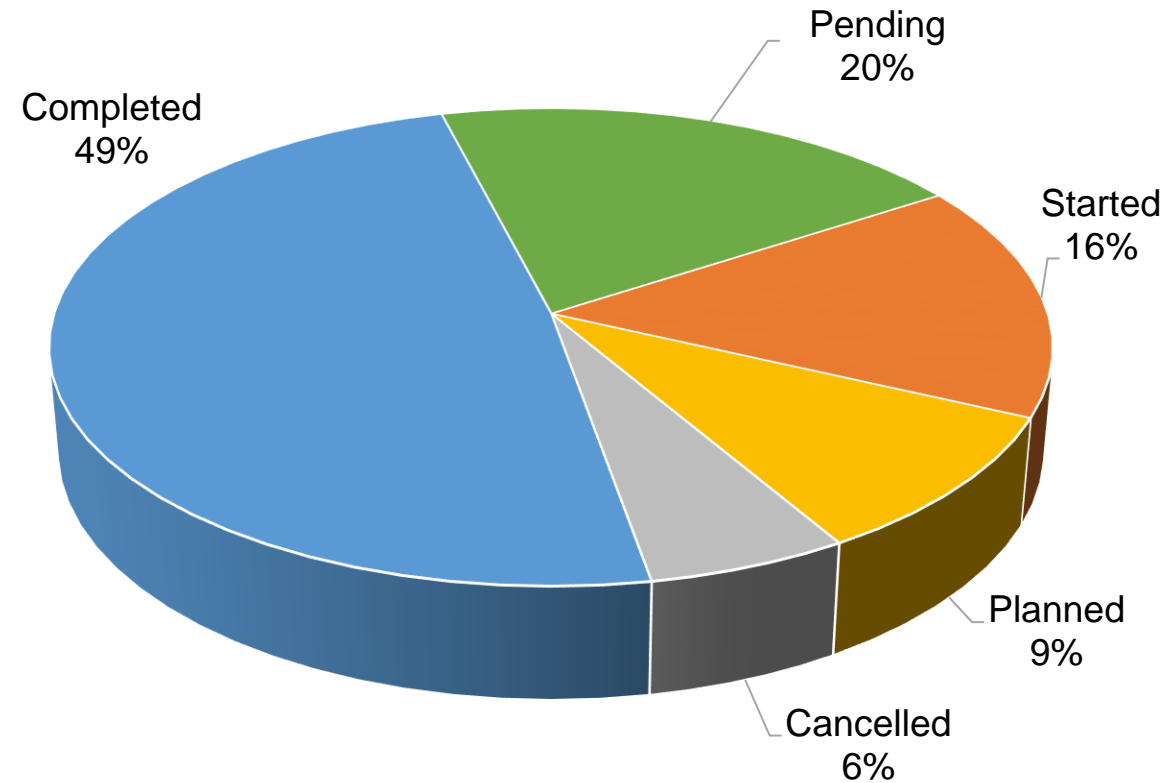
More than \$1 billion provided to local jurisdictions to date:

- Approximately \$561.4 million in flexible funding
- 151 street capacity improvement projects
- 120 signal synchronization projects

3rd Quarter Highlights:

- ✓ Countywide signal synchronization plan update

Measure M2 Streets and Roads Program Status



M2 Transit Program

- Continued Metrolink service as well as station, track and grade crossing safety improvements
- OC Streetcar underway
- 26 community-based transit circulators
- \$100.9 million allocated to expand mobility choices for seniors and persons with disabilities
- 112 transit stop enhancements



3rd Quarter Highlights:

- ✓ OC Streetcar - Project progress update
- ✓ Community-Based Transit Circulators - Program update

OC STREETCAR BY THE NUMBERS

PROJECT FEATURES

OCTA BUS CONNECTIONS: 14

FLEET SIZE: 8

FREQUENCY: 10-15 MINUTES

STOPS: 10 (IN EACH DIRECTION)



STREETCAR CAPACITY:
UP TO 210 PEOPLE

DAILY TRAIN CONNECTIONS
AT SARTC: 65+

ROUTE: 4.15 MILES (in each direction)



Environmental Cleanup Program

- Over \$54 million allocated for 206 water quality projects
 - ✓ 45.3 million gallons of trash captured

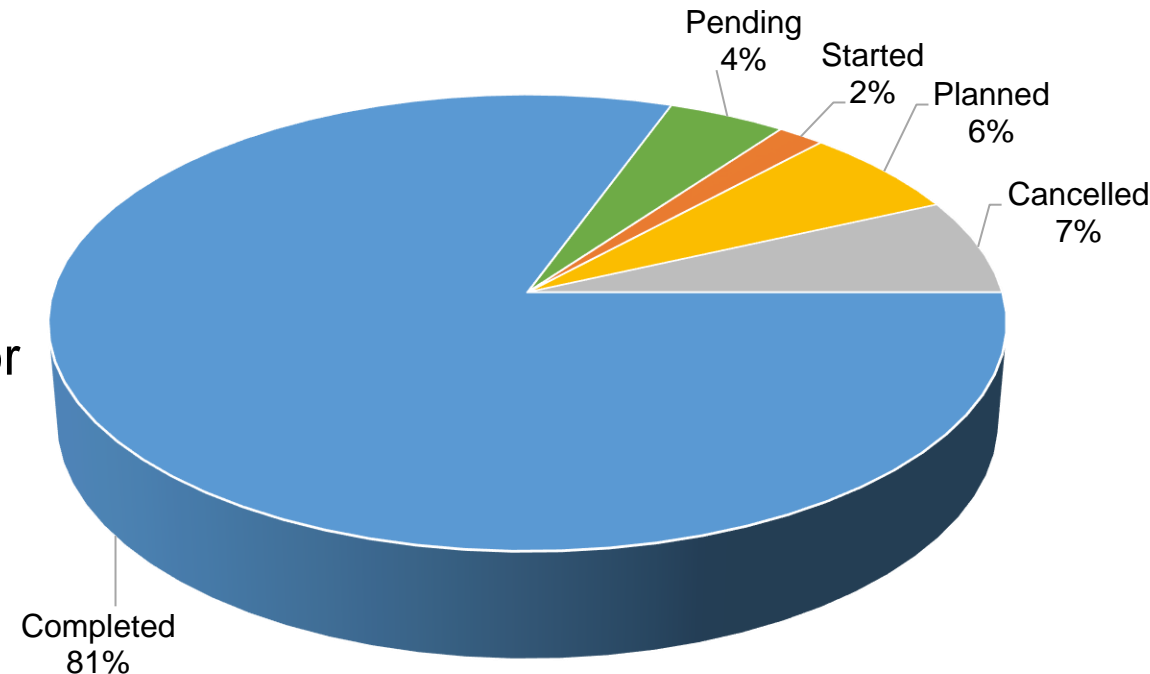
Freeway Environmental Mitigation Program

- Preserved 1,300 acres of open space and restored nearly 350 acres of habitat
- Streamlined biological and water quality permitting for freeway projects
- Established endowment to protect mitigation properties

3rd Quarter Highlight

- ✓ 12th Tier 1 call for projects released

Measure M2 Environmental Cleanup Program Status



- Monitor M2 Program Risks and Challenges
 - Sales Tax Revenue/Next 10 Plan
 - Market Conditions
 - Regulatory Changes
- Ordinance Safeguards
 - Triennial Performance Assessment
 - Ordinance Tracking Matrix



Next 10 Plan - Next 10 Delivery Plan
PMO – Program Management Office

- Status of Next 10 Delivery Plan progress
- Success and challenges of M2 implementation
- Comprehensive resource for information on all aspects of M2 Transportation Investment Plan
- Transparent and fulfills Ordinance No. 3 requirements
- Available to the public via the OCTA website:
[https://www.octa.net/About-OC-Go/OC-Go-\(2011-2041\)/Documents-and-Reports/](https://www.octa.net/About-OC-Go/OC-Go-(2011-2041)/Documents-and-Reports/)

