




# Measure M2 Overview

 Purpose and Need for Measure M2

 Process to Pass M2

 Promise to Voters

 Protecting the Promise

 Plans for Delivery

 Progress Made to Date

 Performance of Delivery

 Path Forward

## Purpose:

*“To address current and future transportation needs in Orange County and reflect the best efforts to achieve consensus among varied interest and communities throughout the County”*


## Need for renewal of Measure M1:

- Projected Orange County population, job, and travel increase
- Address local needs
- Supplement existing transportation investments
- Leverage external funding sources

# Process to Pass M2



**Built on trust established through delivery of Measure M1 promises**



**Developed a specific expenditure plan with technical support**



**Secured consensus on expenditure priorities**




**Expanded strong safeguards**



**Received 69.7 percent voter support in 2006**

## Implementing Ordinance



M2 Ordinance:  
 Attachment A – Renewed Measure M Transportation Investment Plan (M2 Plan)  
 Attachment B – Allocation of Net Revenues  
 Attachment C – Taxpayer Oversight Committee

## Funding Strategy



### ENVIRONMENTAL

- A total of 5% of OC Go Freeway Program funds is allocated to the Freeway Environmental Mitigation Program
- A total of 2% of the overall OC Go Program funds is allocated to the Environmental Cleanup Program

1.5% - California Department of Tax and Fee Administration  
 1% - Administrative Costs

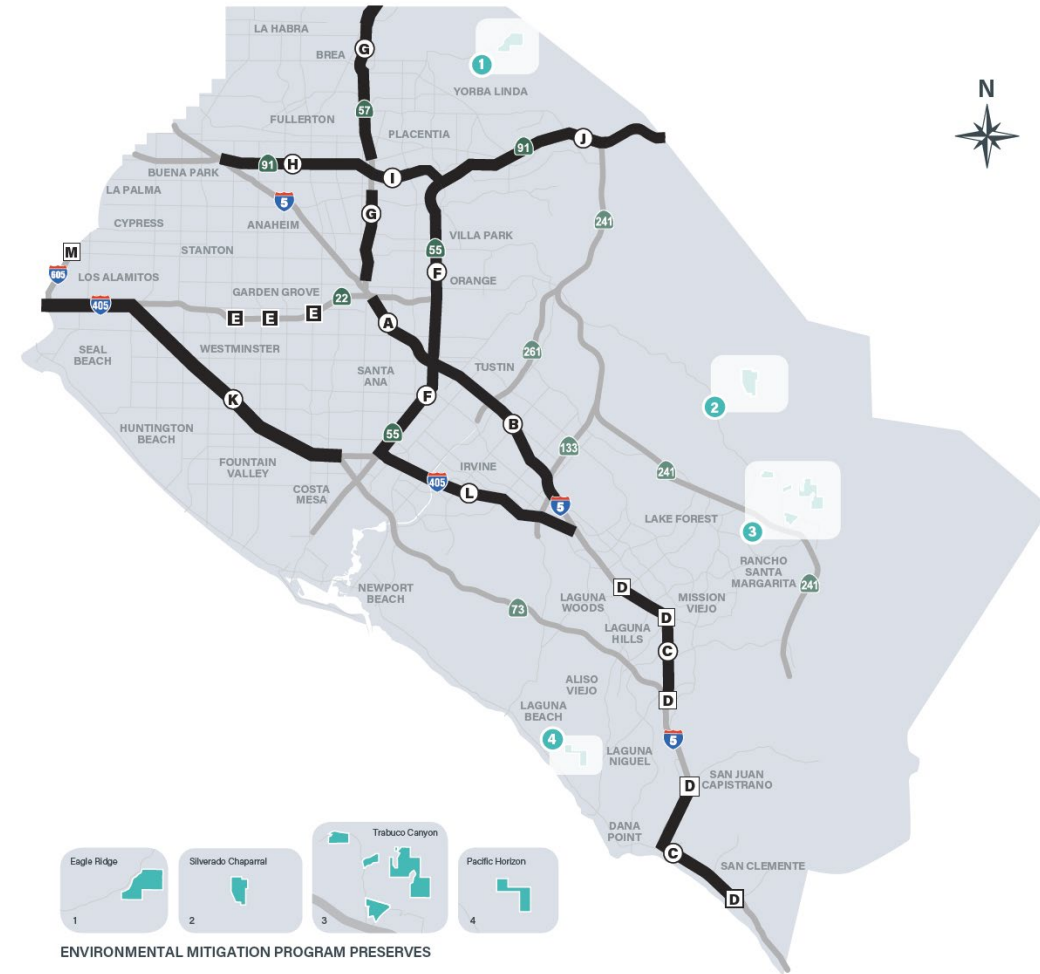
## \$14 Billion Expenditure Plan

MEASURE M M2 Projects and Programs		
<b>Freeway Projects</b>		
I-5	Santa Ana Freeway Interchange Improvements	A
I-5	Santa Ana/San Diego Freeway Improvements	B C D
SR-22	Garden Grove Freeway Access Improvements	E
SR-55	Costa Mesa Freeway Improvements	F
SR-57	Orange Freeway Improvements	G
SR-91	Riverside Freeway Improvements	H I J
I-405	San Diego Freeway Improvements	K L
I-605	Freeway Access Improvements	M
All	Freeway Service Patrol	N
<b>Streets &amp; Roads Projects</b>		
	Regional Capacity Program	O
	Regional Traffic Signal Synchronization Program	P
	Local Fair Share Program	Q
<b>Transit Projects</b>		
	High Frequency Metrolink Service	R
	Transit Extensions to Metrolink	S
	Metrolink Gateways	T
	Expand Mobility Choices for Seniors and Persons with Disabilities	U
	Community Based Transit/Circulators	V
	Safe Transit Stops	W
<b>Environmental Cleanup</b>		
	Clean Up Highway and Street Runoff that Pollutes Beaches	X
<b>Taxpayer Safeguards and Audits</b>		
	Collect Sales Taxes (State charges required by law)	
	Oversight and Annual Audits	

I-5 – Interstate 5 / SR-22 – State Route 22 / SR-55 – State Route 55 / SR-57 – State Route 57 / SR-91 – State Route 91 / I-405 Interstate 405 / I-605 – Interstate 605

# M2 Freeway Programs – \$6.0 B (43%)

- 13 freeway projects → 30 projects/segments
  - I-5 Freeway and Interchanges (Projects A-D)
  - SR-22 Freeway Access Improvements (Project E)
  - SR-55 Freeway Improvements (Project F)
  - SR-57 Freeway Improvements (Project G)
  - SR-91 Freeway Improvements (Projects H-J)
  - I-405 Freeway Improvements (Projects K-L)
  - I-605 Freeway Access Improvements (Project M)
- Freeway Service Patrol Enhancements (Project N)
- 5% for Consolidated Freeway Environmental Mitigation Program





## Regional Capacity Program (Project O)

- Improve busy streets and intersections on Orange County's Master Plan of Arterial Highways
- Receives 10% of net revenues (~\$1.4 B)



## Regional Traffic Signal Synchronization Program (Project P)

- Traffic signal synchronization projects across city boundaries to ensure drivers hit the most green lights during peak traffic hours
- Receives 4% of net revenues (~ \$555 M)



## Local Fair Share (Project Q)

- Formula-based funds to preserve existing streets and roads and provide other transportation improvements based on the priorities and needs of local agencies
- Receives 18% of net revenues (~ \$2.5 B)



# M2 Transit Programs – \$3.5 B (25%)




High-Frequency Metrolink Service (Project R)

~\$1.4 B



Transit Extensions to Metrolink (Project S)

~ \$1.2 B



Metrolink Gateways (Project T)

~\$71 M



Expand Mobility Choices for Seniors and Persons with Disabilities (Project U)

~\$482 M



Community-Based Transit/Circulators (Project V)

~\$278 M



Safe Transit Stops (Project W)

~\$31 M



## Environmental Cleanup Program (Project X)

- Receives 2% of gross revenues (~\$281 M)
- Provides competitive funding to improve water quality from transportation-generated pollution
- Advised by Environmental Cleanup Allocation Committee

## Freeway Environmental Mitigation Program

- 5% of the 43% freeway allocation (~\$298 M)
- Provides comprehensive mitigation of environmental impacts
- Streamlined project approvals
- Advised by Environmental Oversight Committee




## Foundational Requirements

- ✓ Only approved projects and programs
- ✓ Voters approve major changes
- ✓ Independent Taxpayer Oversight Committee
- ✓ Annual public hearing and certification
- ✓ Regular audits and reviews of expenditures



## Public Reporting Requirements

- ✓ Quarterly reports
- ✓ Annual report
- ✓ Triennial Performance Assessment
- ✓ Ten-Year Review



## Funding Requirements

- ✓ Specific eligibility requirements for local jurisdictions
- ✓ Funds provided shall augment, not replace, existing funds
- ✓ Penalties for misuse of funds
- ✓ Limits on administrative/oversight expenses

## Board-Adopted M2 Delivery Plans:

- Early Action Plan (2007-2012)
  - M2020 (2012-2016)
  - Next 10 Delivery Plan (2016 – Present)
- Purpose:
    - Validate OCTA's ability to deliver M2
    - Outline near-term workplan
    - Establish common understanding among stakeholders
    - Set baseline upon which future changes are measured
    - Provide basis for preparation of OCTA's annual budgets for capital projects
  - Principles:
    - Confirm promised plan can be delivered
    - Ensure financial sustainability
    - Implement projects and programs expeditiously

Sales Tax Revenue Forecast



External Revenues



Market Conditions Forecast



Project Cost and Schedules



# Progress to Date

- Freeways
  - ✓ 14 projects completed
  - ✓ 13 additional projects complete by 2030
  - ✓ 794,000 motorist assists/lane clearances
  - ✓ Acquired 1,300 acres of open space and restoring nearly 350 acres of habitat
  - ✓ Establishing an endowment to protect mitigation properties
- Streets and Roads
  - ✓ 168 street capacity improvement projects
  - ✓ 128 signal synchronization projects
  - ✓ \$736 million in flexible funding distributed
- Transit
  - ✓ Rail station, track, and grade crossing improvements
  - ✓ Expanded Metrolink service
  - ✓ OC Streetcar underway
  - ✓ \$134 million for expanded mobility choices for seniors and persons with disabilities
  - ✓ 23 community-based circulators
  - ✓ 112 transit stop enhancements
- Environmental Cleanup
  - ✓ 226 water quality projects
  - ✓ 69.5 million gallons of trash collected



*Note: Figures reflect only active or completed projects*

## Triennial Performance Assessment

Section 10.6 of the M2 Ordinance: Evaluate the efficiency, effectiveness, economy, and program results of OCTA in satisfying the requirements of M2

## Ten-Year Review

Section 11 of the M2 Ordinance: Comprehensive review of all projects and programs in the M2 Plan to evaluate the performance of the overall program

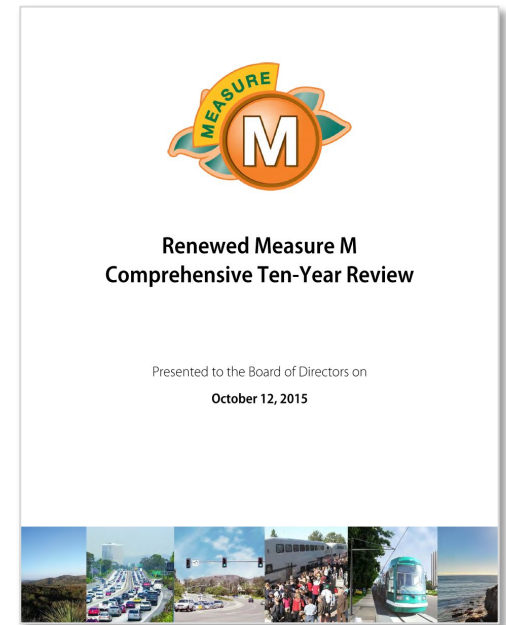
- ✓ Five performance assessments completed
- Sixth performance assessment underway (FY 2021-22 through FY 2023-24)

## Focus Areas:

- Project delivery
- Program management and responsiveness
- Compliance
- Fiscal responsibility
- Transparency and accountability

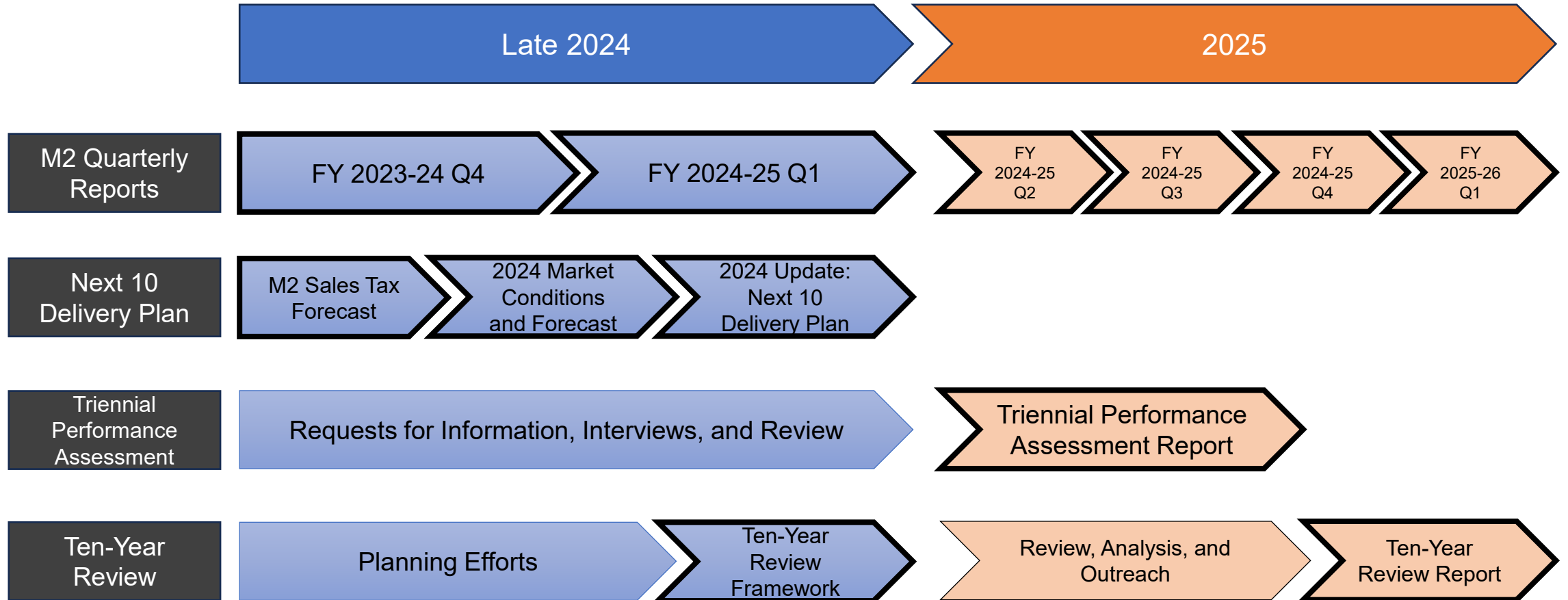


- ✓ Initial review completed in 2015
- Second review underway with target completion in October 2025
- Section 11 of M2 Ordinance - Consideration for changes in:
  - Local, state and federal transportation plans and policies
  - Land use, travel and growth projections
  - Project cost estimates and revenue projections
  - Right-of-way constraints and other project constraints
  - Level of public support for the M2 Plan
  - Progress of OCTA and local jurisdictions in implementing the M2 Plan





# Path Forward



Note: Bolded shapes denote Board items

- M2 is voter-approved and governed by the M2 Ordinance
- Promises made, promises kept is a priority
- M2 continues to provide a reliable, local funding source for transportation improvements in Orange County
- M2 provides for investments to all modes concurrently
- Key M2 reports are underway and will be presented in late 2024 through 2025
- Taxpayer Oversight Committee has determined for 33 years (including 20 years of Measure M1) that Measure M has been delivered as promised to voters
- All M2 documents available on the OCTA website: <https://octa.net/m2documents>

