

# Measure M2 Quarterly Progress Report October 2023 through December 2023



# M2 Quarterly Report Overview



Highlights the successes and challenges of M2 Program activities




Reports progress on the Next 10 Plan deliverables



Provides budget and schedule information



Includes revenue and expenditure actuals, in addition to local allocations



## ENVIRONMENTAL

- A total of 5% of OC Go Freeway Program funds is allocated to the Freeway Environmental Mitigation Program
- A total of 2% of the overall OC Go Program funds is allocated to the Environmental Cleanup Program

# M2 Freeway Program

## 30 projects/project segments

- 13 completed
- 5 in construction
- 8 in final design
- 4 in various stages of development

**763,603 Freeway Service Patrol  
motorist assists and lane clearances**

## 2nd Quarter Highlights:

✓ I-405 (SR-73 to I-605) – Dedication event and opening of express lanes



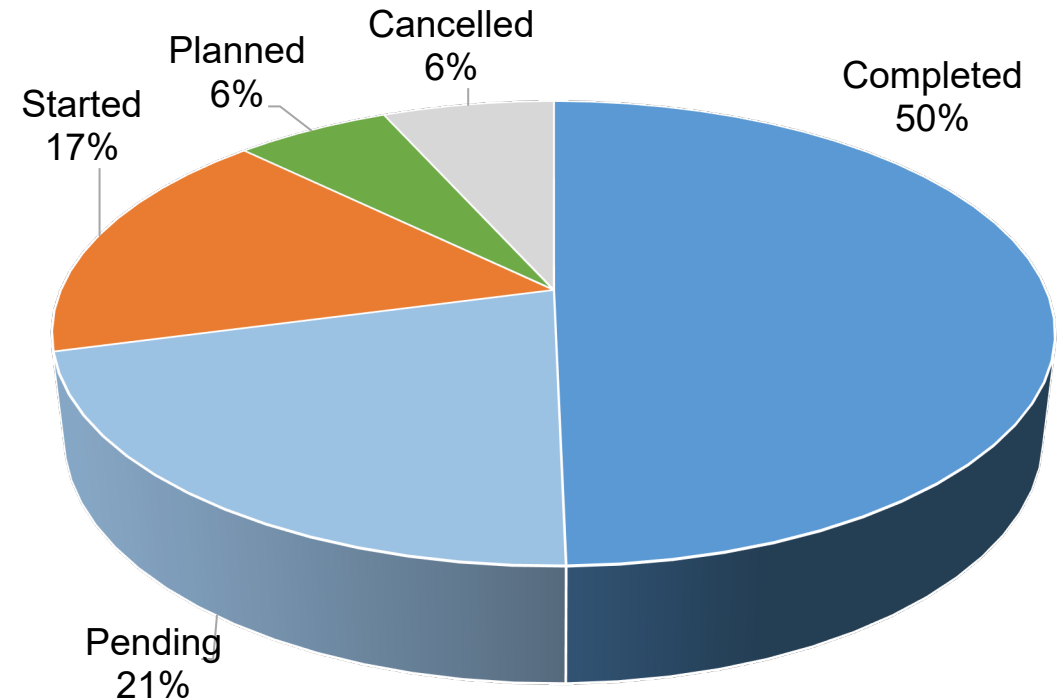
## More than \$1.1 billion provided to local jurisdictions to date:

- \$686 million in flexible funding
- 161 street capacity improvement projects
- 128 signal synchronization projects

## 2nd Quarter Highlights:

- ✓ 14th call for projects under review

Measure M2 Streets and Roads Program Status



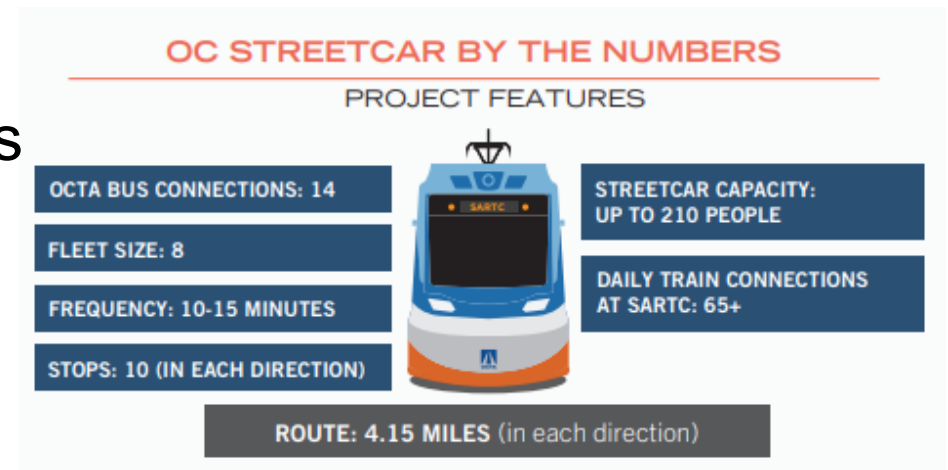


- Metrolink service, station, track and grade crossing safety improvements
- OC Streetcar underway
- 23 community-based circulators
- \$125 million allocated to expand mobility choices for seniors and persons with disabilities
- 112 transit stop enhancements



## 2nd Quarter Highlights:

- ✓ Community-Based Transit Circulators – Released the fifth call for projects



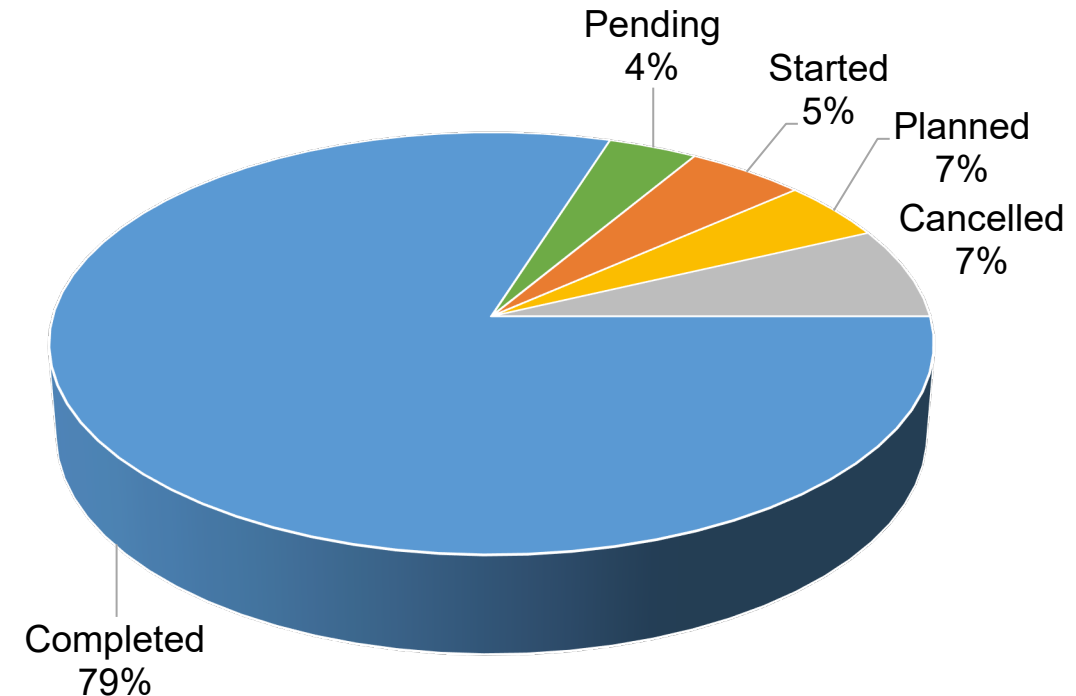
## Environmental Cleanup Program (ECP)

- Over \$60.2 million allocated for 227 water quality projects
  - ✓ 69.5 million gallons of trash captured

## Freeway Environmental Mitigation Program (EMP)

- Preserved 1,300 acres of open space and restored nearly 350 acres of habitat
- Streamlined biological and water quality permitting for freeway projects
- Established endowment to protect mitigation properties

Measure M2 Environmental Cleanup Program Status



## Monitor M2 Program Risks and Challenges

- Sales Tax Revenue
- Capital Project Delivery
- Construction Market
- Metrolink



M2 – Measure M2  
Metrolink – Southern California Regional Rail Authority  
Next 10 Plan – Next 10 Delivery Plan  
OC – Orange County  
PMO – Program Management Office

- Status of Next 10 Delivery Plan progress
- Success and challenges of M2 implementation
- Comprehensive resource for information on all aspects of M2 Transportation Investment Plan
- Transparent and fulfills Ordinance No. 3 requirements
- Available to the public via the OCTA website:  
[https://www.octa.net/About-OC-Go/OC-Go-\(2011-2041\)/Documents-and-Reports/](https://www.octa.net/About-OC-Go/OC-Go-(2011-2041)/Documents-and-Reports/)

