

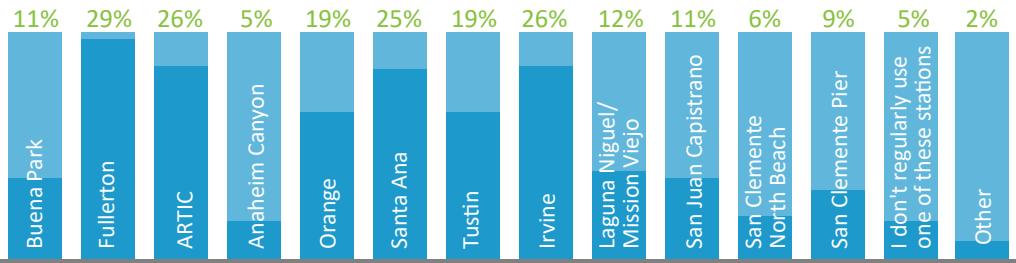
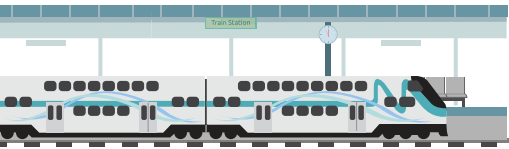
# RAIL INFRASTRUCTURE STUDY

## DEFENSE AGAINST CLIMATE CHANGE PLAN

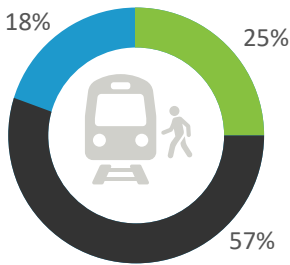
Outreach and Survey Results  
Fall 2020



### Which Metrolink/Amtrak stations do you use?

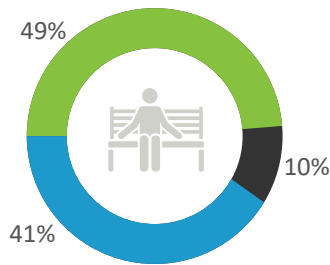


### How often do you ride?



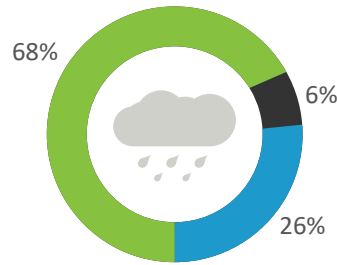
- 1 to 3 days a week
- 4 or more days a week
- Several times a month

### How long do you typically wait at a station?



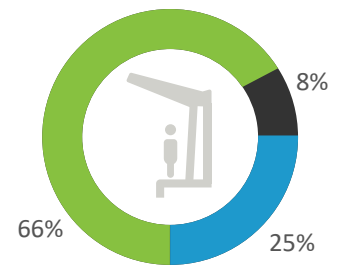
- 0 to 15 minutes
- 15 to 30 minutes
- 30+ minutes

### Would you still ride the train if it was too hot, windy, or rainy?




- Yes
- Maybe
- No

### Would you consider riding the train more if there were added station improvements?



- Yes
- Maybe
- No

### If train service was interrupted due to severe weather, how would you travel instead?



I would not make the trip 20%

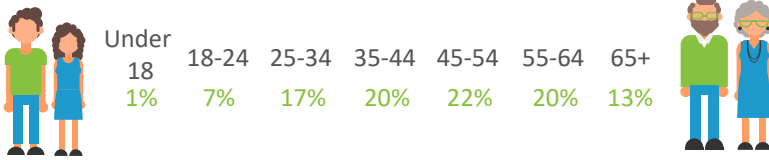
### What train station amenities would be most helpful during a very hot, windy, or rainy day?

- 1 More shaded or covered areas 79%
- 2 More accurate information about when my train will arrive 58%
- 3 More seating 41%
- 4 Restrooms 38%
- 5 Water misters on platform 24%
- 6 Fans on platform 23%
- 7 More water fountains 23%
- 8 Better information about safety precautions from harsh weather 14%

Other 2%



### What is your age range?



### What is your annual household income?

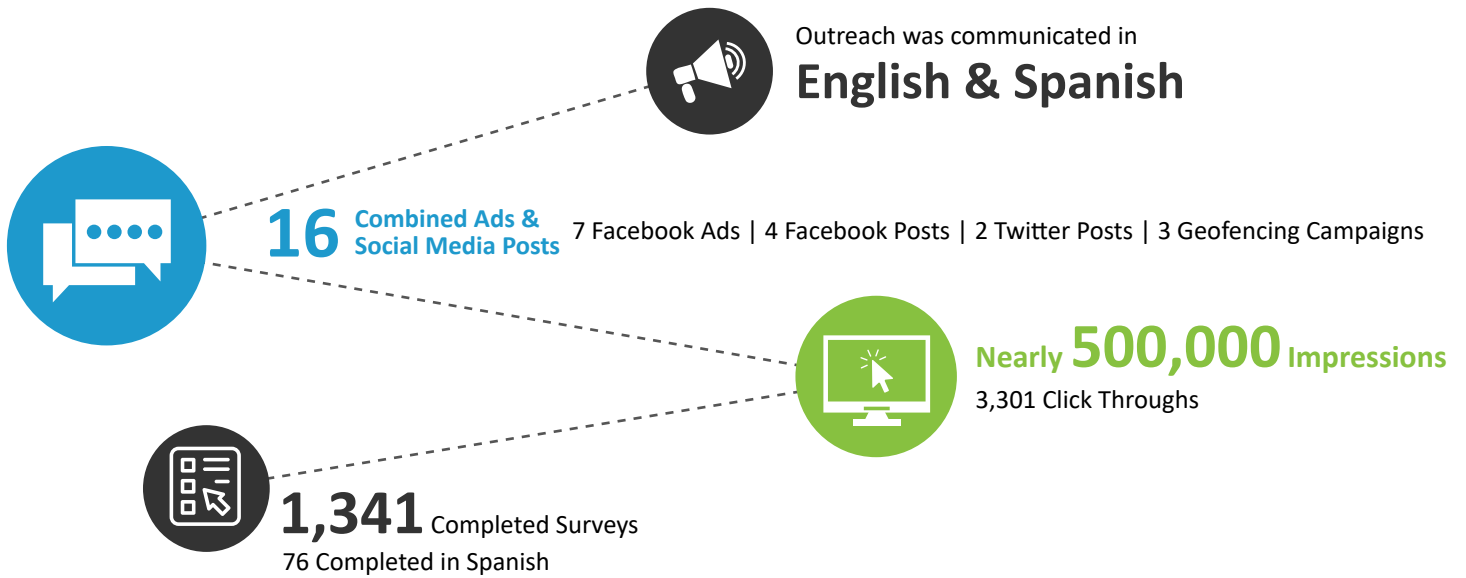


### What race/ethnicity best describes you?

- 42% White or Caucasian
- 30% Hispanic or Latino
- 13% Asian or Asian American
- 3% Black or African American
- 2% American Indian or Alaska Native
- 1% Native Hawaiian or other Pacific Islander
- 2% Another race
- 8% Prefer not to answer



### Digital Outreach Efforts



### STAY CONNECTED

#### Project Manager:

Jason Lee  
(714) 560-5833  
[Jlee1@octa.net](mailto:Jlee1@octa.net)

#### Community Outreach:

Marissa Espino  
(714) 560-5607  
[mespino@octa.net](mailto:mespino@octa.net)

#### Website:

[octa.net/railstudy](http://octa.net/railstudy)

