

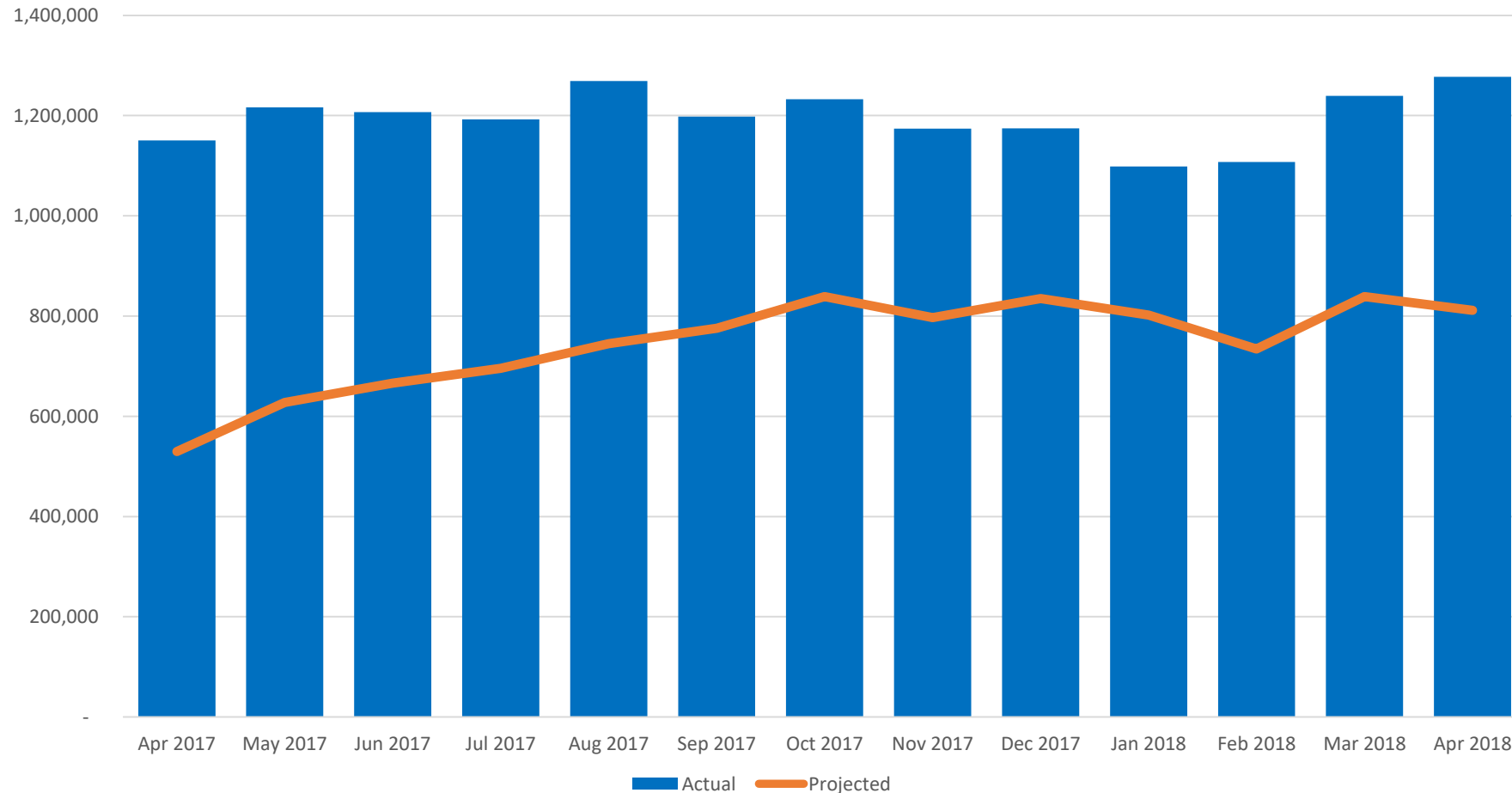
91 Express Lanes  
Shifting Patterns  
with  
Riverside County Transportation  
Commission Expansion

# Background

- 91 Express Lanes opens:
  - Orange County – December 1995
  - Riverside County – March 2017
- OCTA and RCTC split various operating costs and revenues
- Each agency is responsible for toll setting and violation enforcement
- Operational services are managed through a three-party agreement between OCTA, RCTC, and Cofiroute USA
- Since RCTC opening, 91 Express Lanes have exceeded projections in both counties

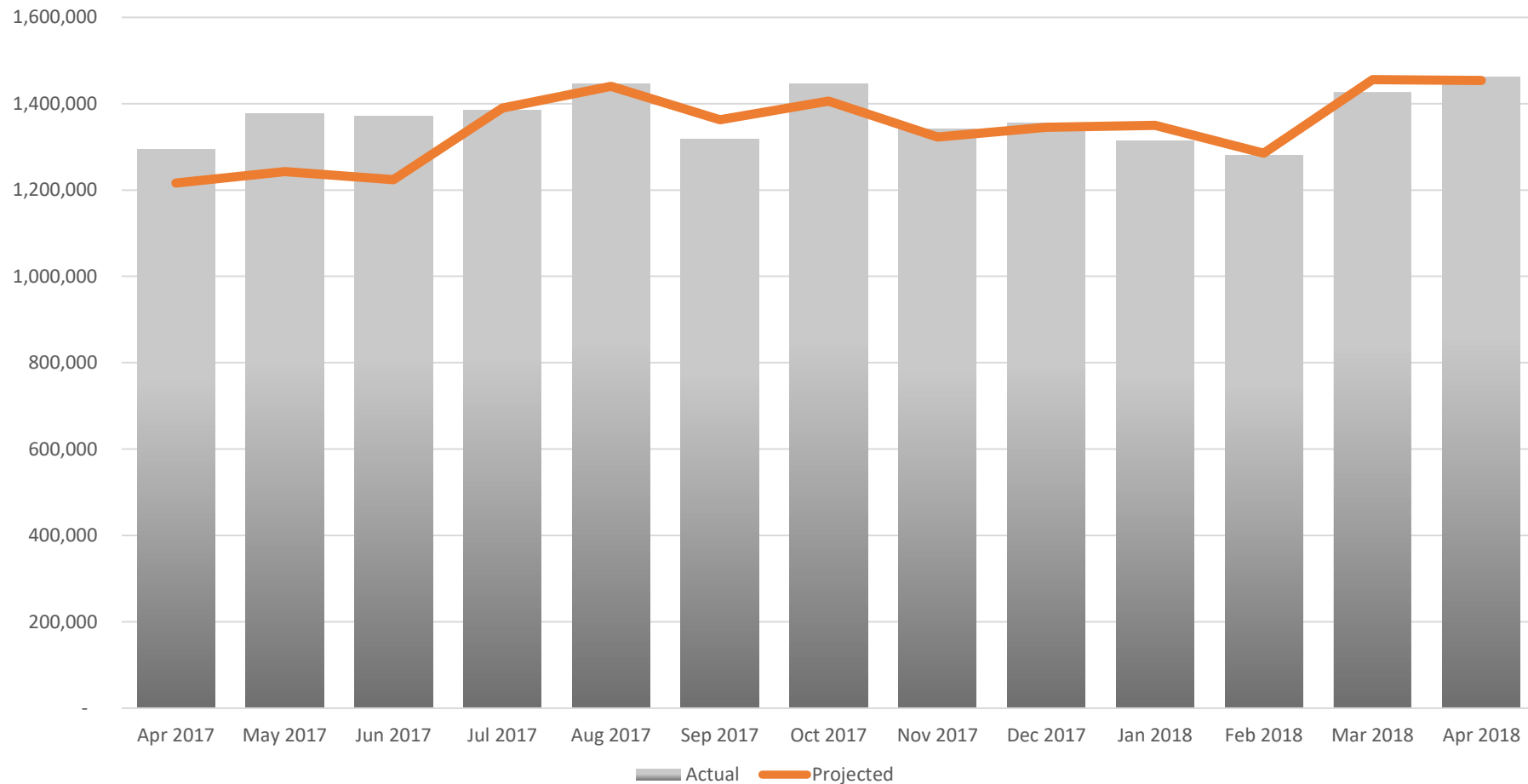
# RCTC's Traffic Volumes Surpass Projections

## RCTC Monthly Traffic Volumes Projected Versus Actual



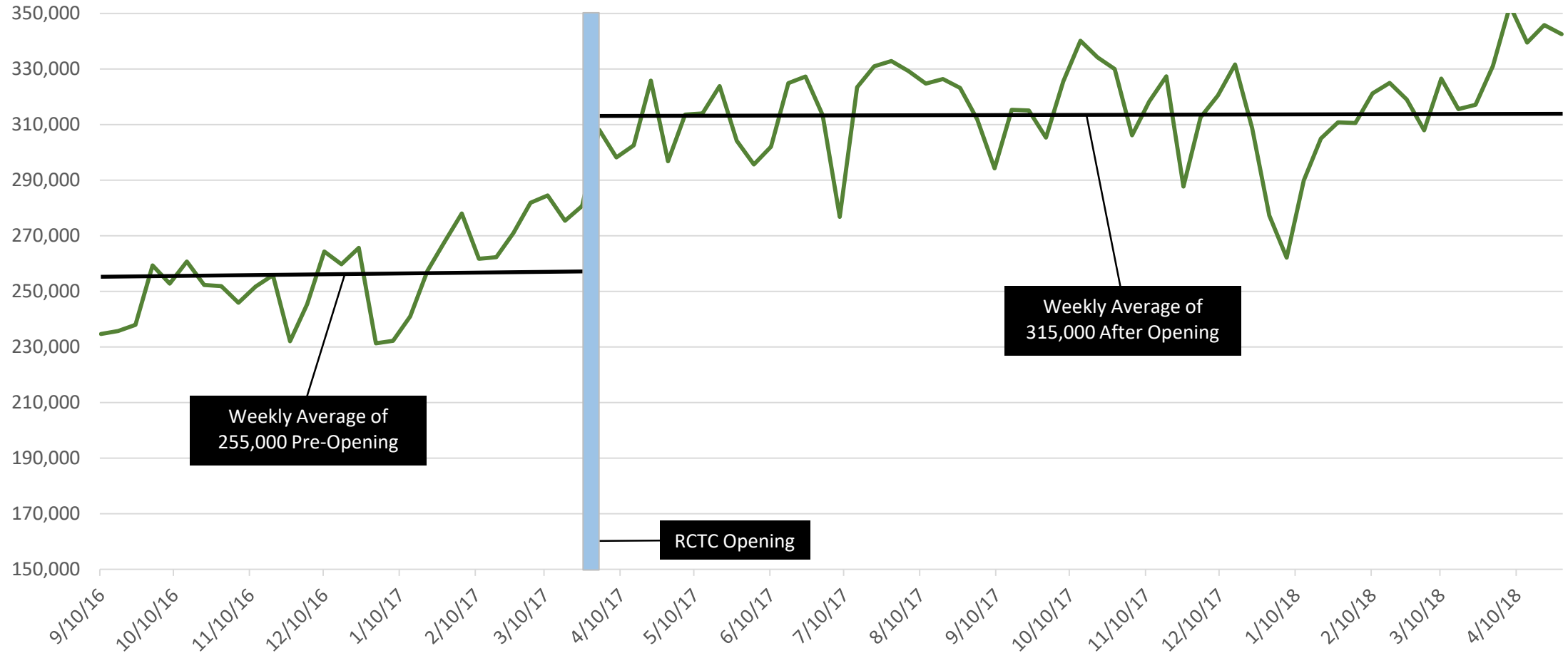
# OCTA's Traffic Volumes also Increase

## OCTA Monthly Traffic Volumes Projected Versus Actual



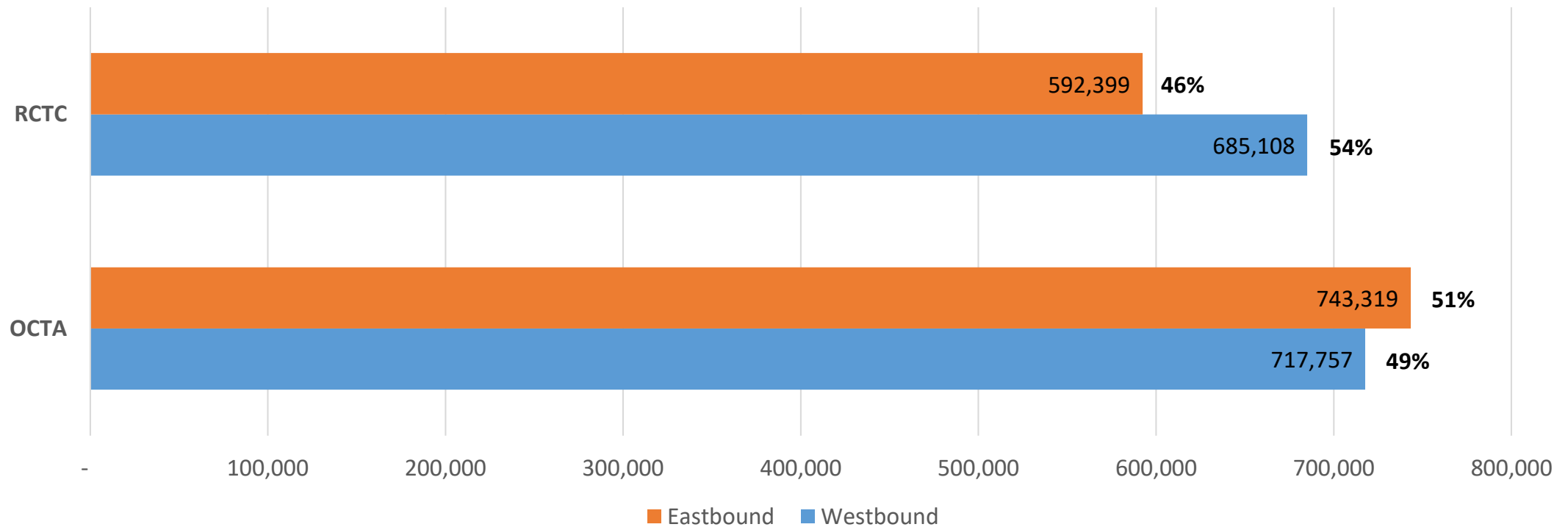
# OCTA's Growth Occurs after RCTC Opening

## OCTA Weekly Traffic Volumes from September 2016 to April 2018



# Comparison Between Agencies

## April 2018 Traffic Volumes by Direction Per Agency



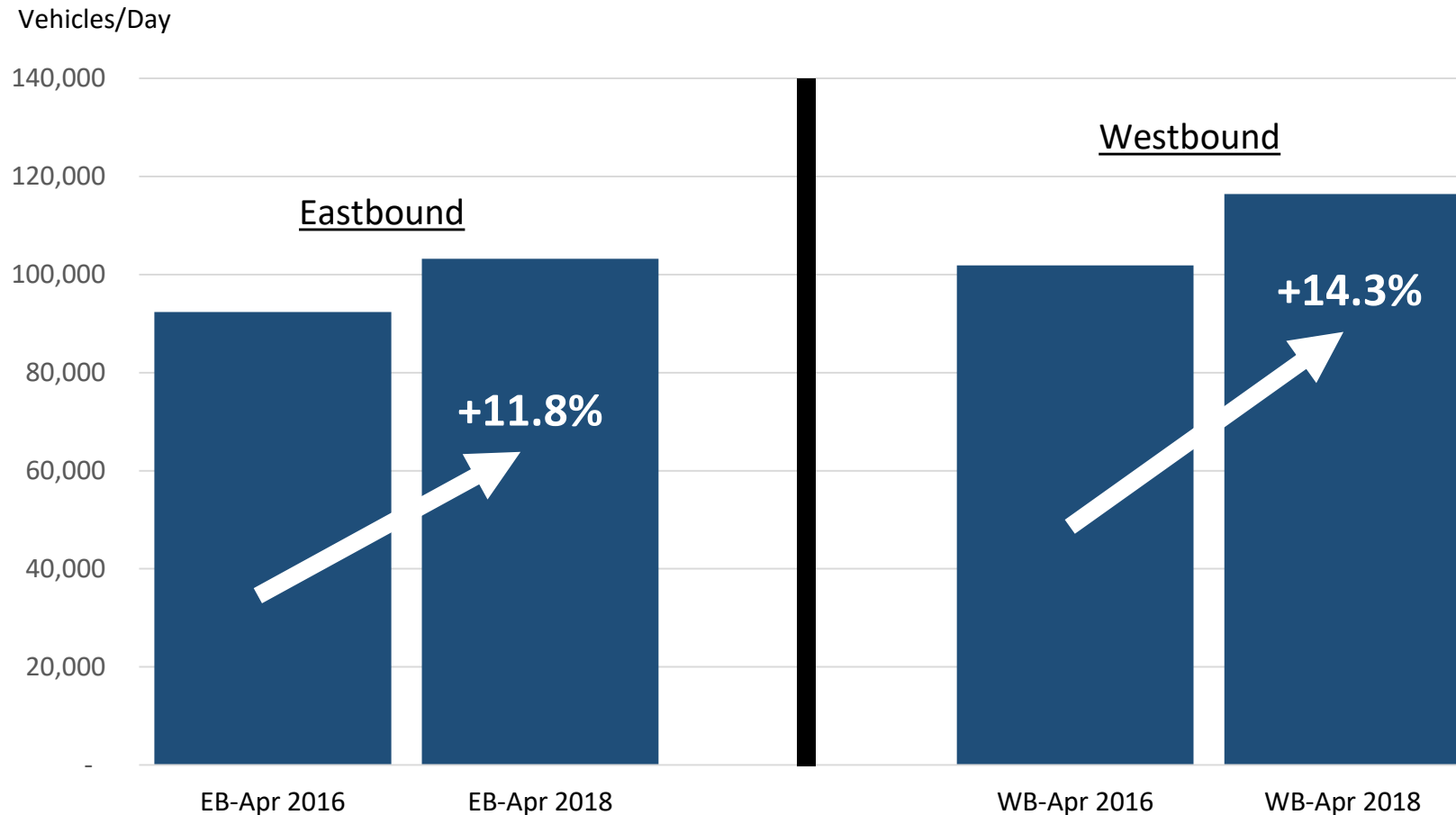
# Traffic Volume Change by Month/Direction

- Since RCTC opening, traffic volumes on OCTA's 91 Express Lanes have increased on average by 14.5% (excluding the gray shaded area)
- Majority of growth has occurred in the westbound direction (increase of 20.5%)
- Note: from September 2016 through December 2016 the pavement rehabilitation project required various weekend closures

Traffic Volume Change From Prior Year			
	Eastbound	Westbound	Total
Jan 2017	3.7%	6.5%	5.0%
Feb 2017	0.2%	4.7%	2.2%
Mar 2017	4.2%	8.6%	6.2%
Apr 2017	6.2%	19.1%	11.9%
May 2017	10.1%	24.7%	16.7%
Jun 2017	8.5%	22.1%	14.7%
Jul 2017	6.2%	18.3%	11.8%
Aug 2017	8.4%	18.2%	12.9%
Sep 2017	24.5%	24.9%	24.7%
Oct 2017	20.1%	42.0%	30.2%
Nov 2017	15.1%	39.7%	25.7%
Dec 2017	14.0%	28.5%	20.4%
Jan 2018	15.2%	23.2%	18.9%
Feb 2018	14.3%	24.9%	19.2%
Mar 2018	6.2%	17.0%	11.1%
Apr 2018	9.2%	17.0%	12.9%

# SR-91 Mainline Changes in Orange County


## Average Vehicle Throughput Growth on General-purpose Lanes Near Weir Canyon





# Other Impacts to Operations

- Number of accounts has grown from 122,308 to 138,985
- Number of transponders in circulation has increased from 186,496 to 211,052
- Customer service center call volumes have increased from a weekly average of 8,000 to 11,000
- Approximately 55% of traffic traveling eastbound through the 91 Express Lanes in Orange County continue using Riverside County express lanes
- Approximately 64% of the traffic traveling westbound through the 91 Express Lanes in Riverside County continue using the Orange County express lanes



# Conclusions

- Significant traffic pattern changes seen since the opening of RCTC's SR-91 Corridor Improvement Project
- Overall SR-91 traffic volumes continue rising with significant westbound increases for OCTA's 91 Express Lanes
- RCTC implementing several operational improvements along the SR-91 corridor
- Lessons learned from RCTC's 91 Corridor Improvement Project will benefit OCTA with I-405 Improvement Project