

Rail Program Update



Metrolink Service Expansion Program



Project	Cost (millions)
Fullerton Turnback Facility	\$ 23.90
Laguna Niguel Turnback Facility	\$ 28.20
New Control Points & Signals	\$ 18.30
Anaheim Layover Facility	\$ 13.30
Orange Siding Rehabilitation	\$ 11.20
SUBTOTAL	\$ 94.90
Equipment (locomotives, cab cars and trailers)	\$ 144.00
TOTAL	\$ 238.90

Legend:
 Final Design
 Construction

Schedule	2009	2010	2011	Notes
Fullerton Turnback Facility	Final Design	Construction		Required for service start up
Laguna Niguel Turnback Facility	Final Design	Construction		Required for service start up
New Control Points & Signals	Final Design	Construction		
Anaheim Layover Facility	Final Design	Construction		
Orange Siding Rehabilitation	Final Design	Construction		
Rail Equipment Delivery		Construction		

Grade Crossing Safety Enhancements



Legend:

- Final Design
- Construction

Date: June 2010

Project	Number of Crossings	Cost (millions)
City of Orange	16	\$ 29.08
City of Anaheim	14	\$ 15.59
City of Tustin	1	\$ 2.86
City of Santa Ana	10	\$ 15.92
City of Irvine	1	\$ 3.71
City of San Juan Capistrano	5	\$ 9.19
City of Dana Point	1	\$ 3.36
City of San Clemente	2	\$ 2.04
City of Fullerton	0	\$ 0.30
Right-of-way & Utilities		\$ 4.36
TOTAL	50	\$ 86.41

Schedule	2009	2010	2011	Notes
City of Orange				Construction will take place on two crossings concurrently throughout the project.
City of Anaheim				
City of Tustin				
City of Santa Ana				
City of Irvine				
City of San Juan Capistrano				
City of Dana Point				
City of San Clemente				
City of Fullerton				Construction deferred to later date.

Station Improvements



Project	Cost (millions)
Fullerton Parking Structure (810)	\$ 41.97
Orange Parking Structure (800)	\$ 23.05
Tustin Parking Structure (825)	\$ 17.50
Laguna Niguel/Mission Viejo (LN/MV) Station Amenities and Parking Lots (500)	\$ 8.50
Fullerton Video Surveillance System (VSS)	\$ 0.75
Santa Ana VSS	\$ 0.75
Tustin VSS	\$ 0.75
Tustin Pedestrian Walkway	\$ 0.24
TOTAL	\$ 93.51

- Legend:
- PA/ED
 - Final Design
 - Construction

Schedule	2009	2010	2011	2012	2013	Notes
Fullerton Parking Structure						City lead design/build contract - IFB issued in May 2010
Tustin Pedestrian Walkway						Completion date May 2010
Orange Parking Structure						City lead RFP for design issued June 2010
Tustin Parking Structure						IFB issued June 2010 - NTP expected in Sept.
LN/MV Station/Parking Improvements						MOU approved by Board in September 2009
Fullerton VSS						City lead design/build contract RFP expected June 2010
Santa Ana VSS						Design/build contract RFP issued May 2010
Tustin VSS						Design/build contract RFP expected June 2010

LOSSAN Grade Separation Projects



Project	Cost (millions)
17th Street - Santa Ana (Proposed)	\$ 89.00
Orangethorpe Avenue - Anaheim (Proposed)	\$ 94.00
Ball Road - Anaheim (Proposed)	\$ 71.00
Grand Avenue - Santa Ana (Proposed)	\$ 72.00
Main Street - Orange (Proposed)	\$ 69.00
State College Boulevard - Anaheim	\$ 70.00
Sand Canyon Avenue - Irvine	\$ 56.00
Santa Ana Boulevard - Santa Ana	\$ 74.00
TOTAL	\$ 595.00

Legend:

-  Project Concept
-  Project Approval
-  Final Design
-  Construction

Schedule	2009	2010	2011	2012	2013	2014	2015	2016	2017	2018	2019	2020
17th Street - Santa Ana												
Orangethorpe Ave - Anaheim												
Ball Road - Anaheim												
Grand Avenue - Santa Ana												
Main Street - Orange												
State College Boulevard												
Sand Canyon Ave												
Santa Ana Boulevard												

* Schedules assumes future funding availability.

Note: State College project approval has been completed by the City of Anaheim

Anaheim Regional Transportation Intermodal Center



Funding Source:	Cost (millions)
Renewed Measure M - Project T Bond Proceeds	\$ 99.20
Measure M Transit Revenue	\$ 44.63
2008 State Transportation Improvement Program	\$ 29.22
Federal	\$ 5.82
TOTAL	\$ 178.87

Current Status
Environmental Clearance Initiated with the City as Lead Agency
Architectural & Engineering Underway
ARTIC and California High-Speed Train Project Teams Coordinating Design Efforts to Ensure Seamless Integration of Both Projects
Next Major Milestone: Notice of Intent/Notice of Preparation

Schedule	2009	2010	2011	2012	2013
Environmental Clearance	█				
Architectural & Engineering Design	█				
Right-of-Way			█		
Construction			█		

█ Env Clear
 █ Final Design
 █ Construction

Go Local Fixed-Guideway Program

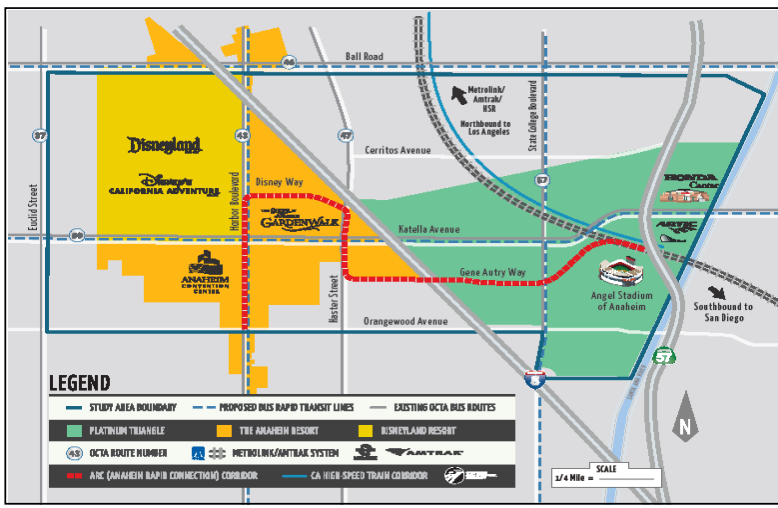
Step Two Activities Underway: Conceptual Engineering, Alternatives Analysis, State/Federal Environmental Clearance

Project	Step Two Award (millions)	Project Schedule									
		2009	2010	2011	2012	2013	2014	2015	2016	2017	
Anaheim Rapid Connection: ARTIC-Platinum Triangle-Anaheim Resort Connector	\$ 5.90	Step Two Activities			FinalDesign/ROW*				Construction*		
Santa Ana/Garden Grove Fixed-Guideway: SARTC to Harbor Boulevard/Garden Grove	\$ 5.90	Step Two Activities			FinalDesign/ROW*				Construction*		
TOTAL	\$ 11.80										

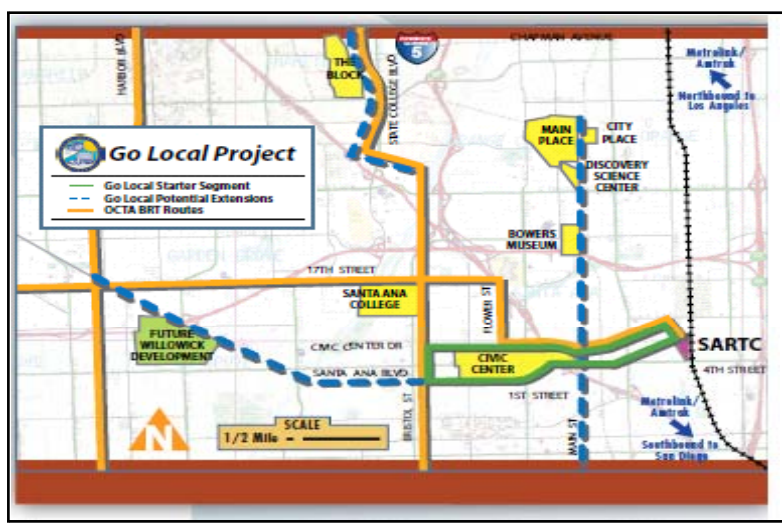
(Final design/construction schedule shown for initial operating segment:SARTC to Bristol)

■ Step Two Activities
 ■ FinalDesign/ROW*
 ■ Construction*
 * Phases not currently funded.

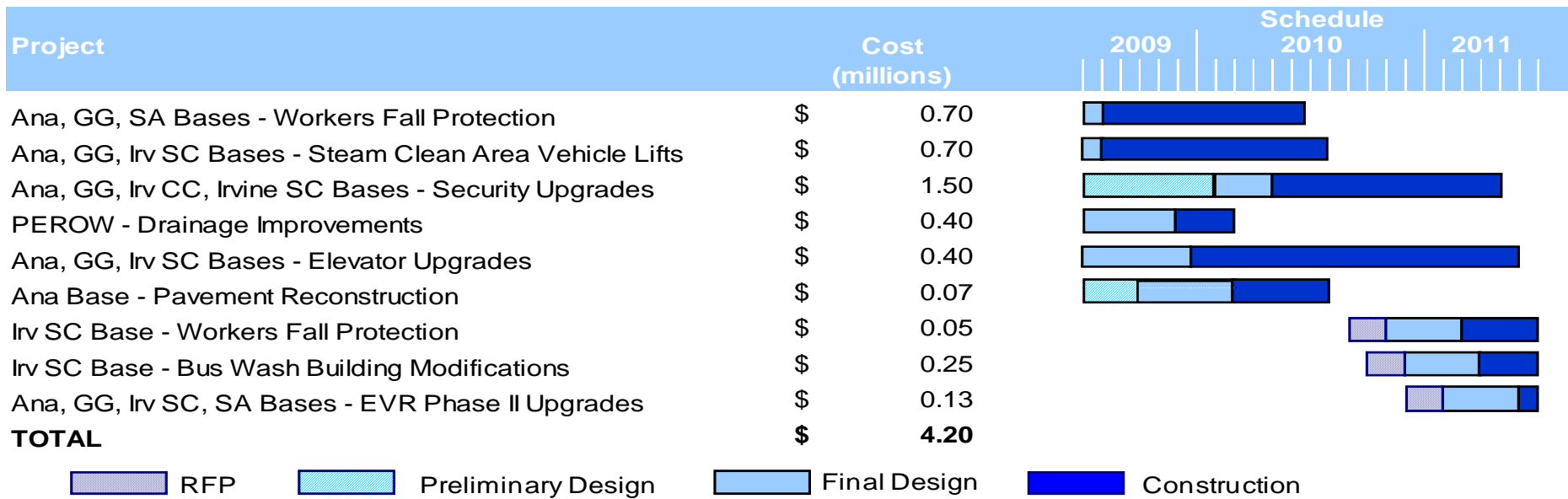
Anaheim Fixed-Guideway



Santa Ana Fixed-Guideway



Facilities Engineering



OCTA Facility Legend:

Ana	Anaheim Bus Base
GG	Garden Grove Bus Base
Irv CC	Irvine Construction Circle Bus Base
Irv SC	Irvine Sand Canyon Bus Base
SA	Santa Ana Bus Base
GWTC	Golden West Transportation Center
PEROW	Pacific Electric Right-of-Way

