

2018 Long-Range Transportation Plan Update



Trend 2040 - Results

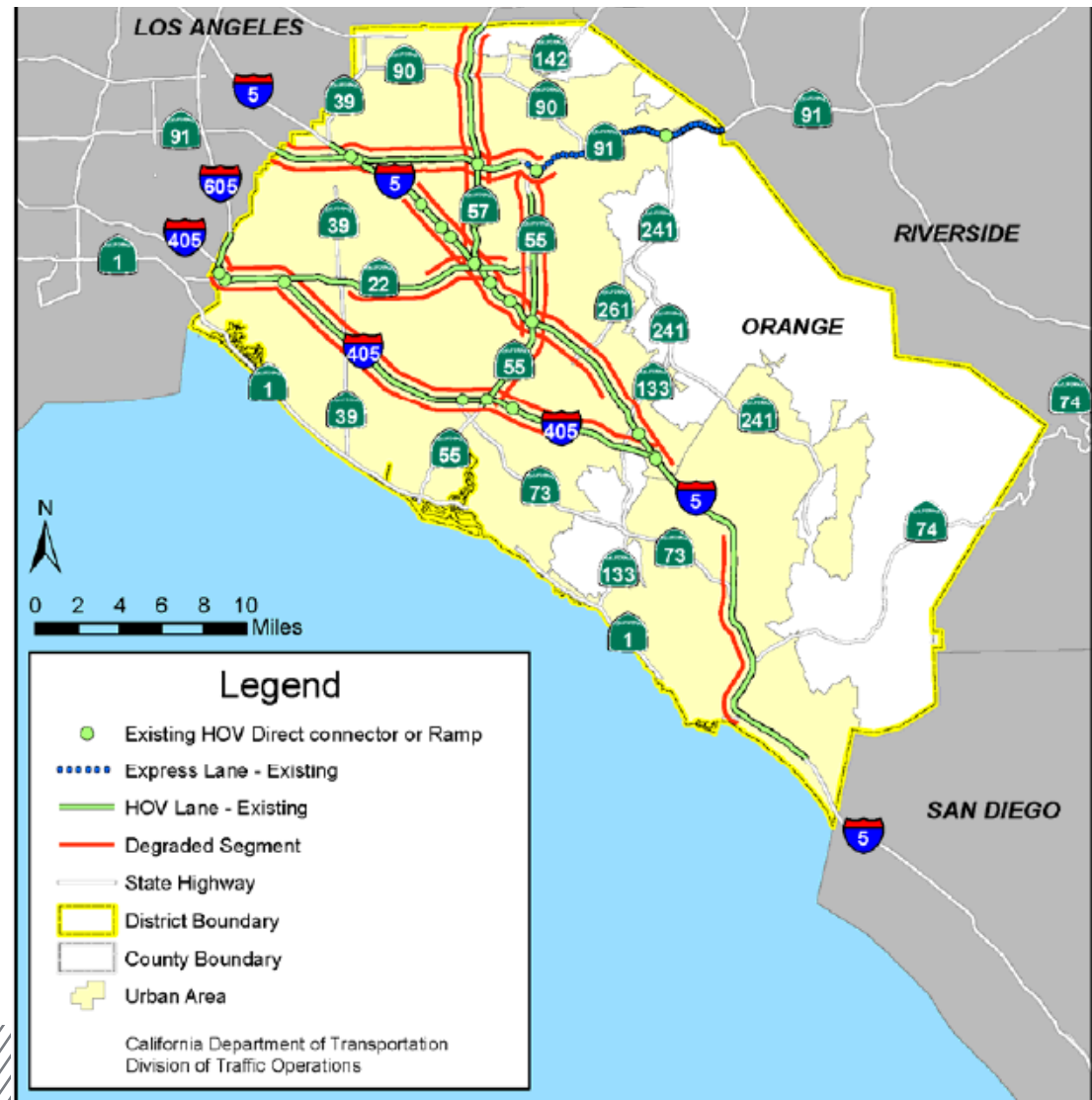
Metrics (daily)	2015 Base Year	2040 No Build	Trend 2040
Delay as a percent of travel time	15.2%	21.4%	15.3%
Mainline freeway - AM peak average speed (mph)	35.9	32.0	35.2
Managed lanes - AM peak average speed (mph)	48.1	41.3	48.6
Arterials - AM peak average speed (mph)	25.7	24.3	26.0

These scenarios assume managed lane occupancy requirement of 2+

mph – miles per hour

Federal Performance Standards

- Federal regulations require HOV lanes to operate at 45+ mph during peak periods
- Most of Orange County's HOV lanes do not meet this standard

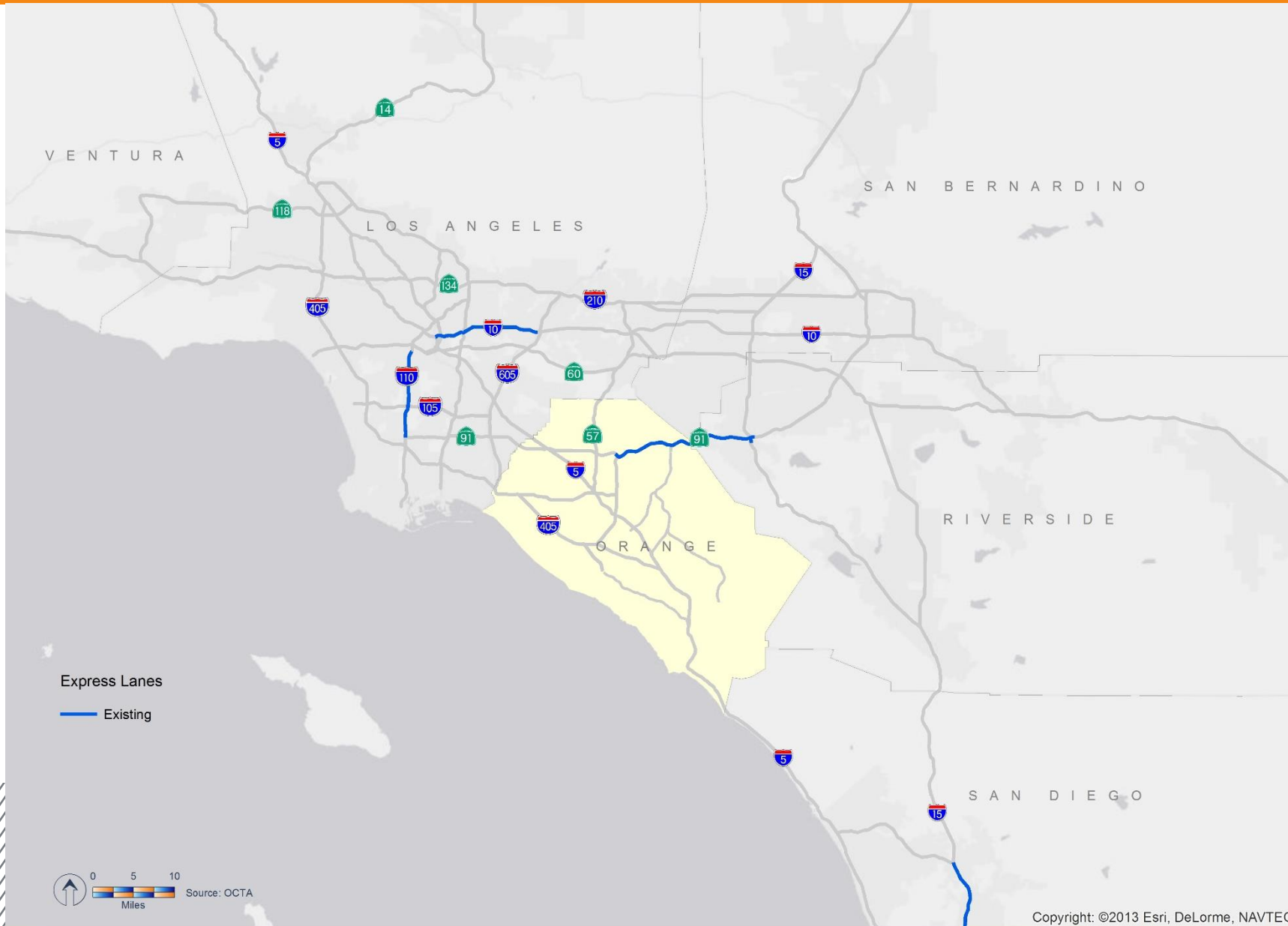


HOV – High-occupancy Vehicle

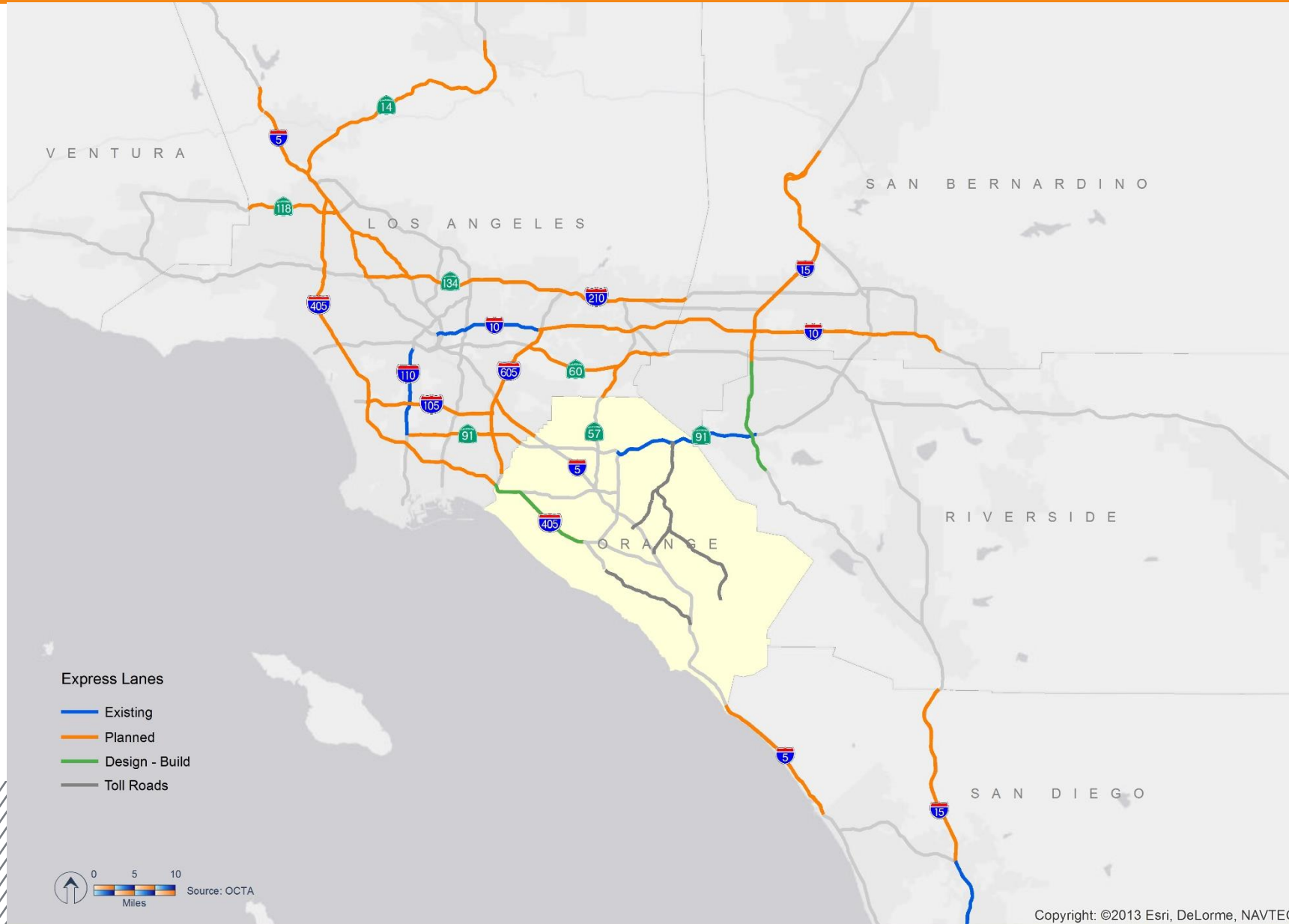
Trend 2040 - HOV 2+ vs HOV 3+

Metrics (daily)	Trend 2040 HOV 2+	Trend 2040 HOV 3+
Delay as a percent of travel time	15.3%	15.9%
Mainline freeway - AM peak average speed (mph)	35.2	34.0
Managed lanes - AM peak average speed (mph)	48.6	62.5
Managed Lane – AM peak capacity utilization	70%	30%
Arterials – AM peak average speed (mph)	26.0	25.8

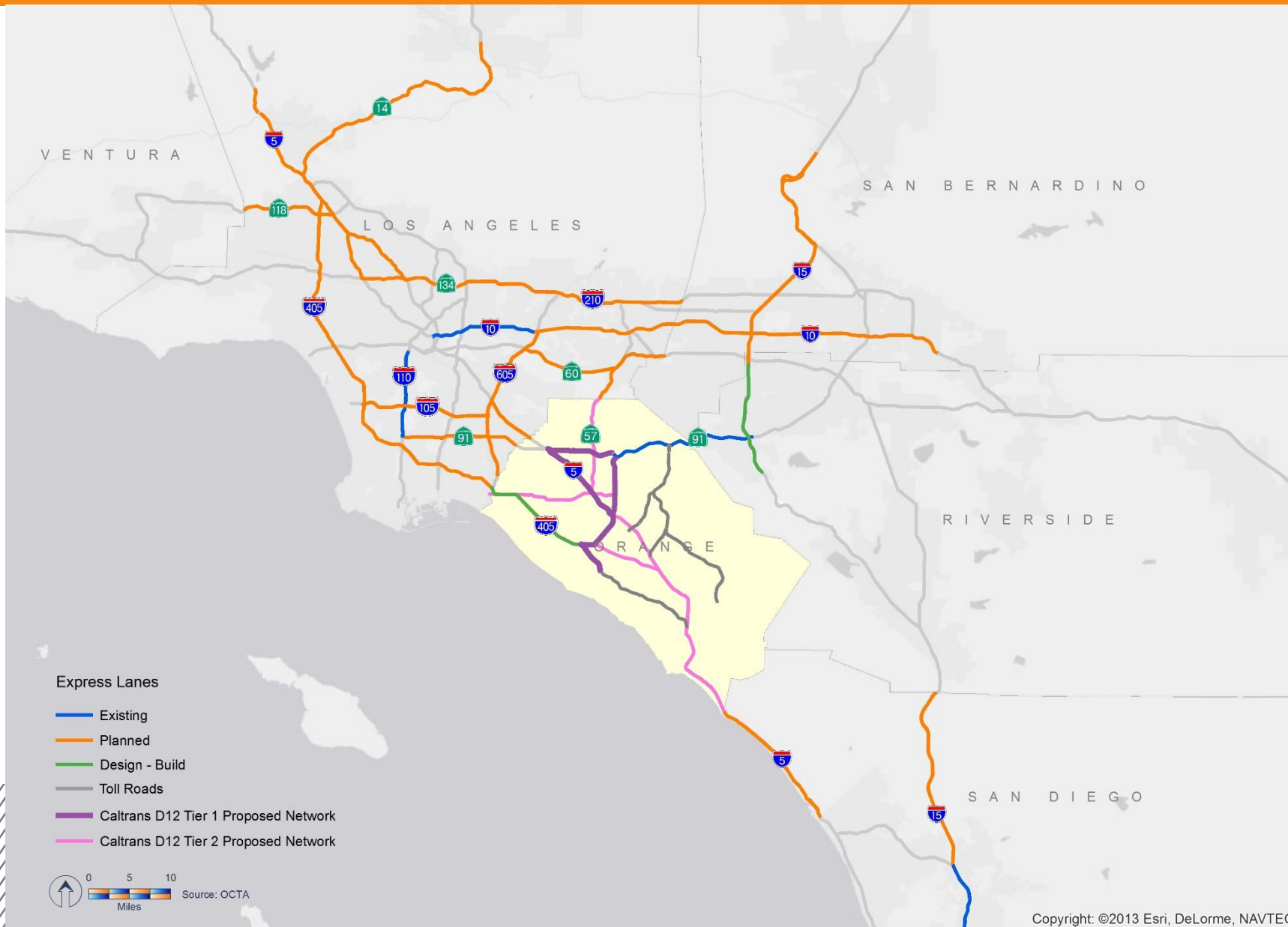
Southern California Existing Express Lanes



Planned Regional Express Lanes



Planned Caltrans Express Lanes



Caltrans – California
Department of Transportation

Planned Express Lanes - OC Focus



Managed Lanes Analysis

Metrics (daily)	2040 No Build HOV 2+	Trend 2040 HOV 2+	Trend 2040 HOV 3+	Trend 2040 Express
Delay as a percent of travel time	21.4%	15.3%	15.9%	15.5%
Mainline freeway - AM peak average speed (mph)	32.0	35.2	34.0	34.4
Managed lanes - AM peak average speed (mph)	41.3	48.6	62.5	56.8
Managed lanes – AM peak capacity utilization	83%	70%	30%	60%
Arterials - AM peak average speed (mph)	24.3	26.0	25.8	25.8

Managed Lanes Analysis - Summary

- Trend 2040 – HOV 2+
 - Does not meet federal performance standards
- Trend 2040 – HOV 3+
 - Managed lanes are underutilized
- Trend 2040 – Express
 - Conforms with federal performance standards
 - Improves efficiency of managed lanes
 - Provides a new and reliable option for motorists

Upcoming Public Outreach

- Online Survey
- Community Events/Pop-Ups
- City and Stakeholder Outreach
- Telephone Town Hall Meeting
- Open House
 - At OCTA and Virtual



Next Steps

Major milestones

Prepare Draft 2018 LRTP	Spring 2018
Release Draft for public review	Summer 2018
Finalize 2018 LRTP	Fall 2018

