



*Measure M Annual Progress Report 2006*



# Keeping Orange County Moving Forward...





# Measure M

Remember what traffic was like in 1990? Orange County freeways had fewer lanes and traffic was crawling. Major streets were congested. Metrolink commuter rail service was nowhere to be found. The county's transportation system was suffering from years of neglect as more than 2 million people tried to get around. To make matters worse, state and federal funds were scarce, and the population was expected to hit 3.2 million by 2010.

## Voters Take Action

It was enough to make Orange County voters take matters into their own hands. In November 1990, they approved Measure M, a 20-year program for local transportation improvements funded by a half-cent sales tax. Measure M was a contract with the voters, promising to deliver a number of transportation improvements. Specific safeguards were put in place to review and certify that funds are spent according to the voter-approved plan. Voters entrusted the newly created Orange County Transportation Authority (OCTA) to administer Measure M funds.

## Specific Projects and Percentages

Measure M was designed to fund transportation improvement projects in three major areas—freeways, streets and roads, and transit. Freeways receive 43 percent of funds, streets and roads receive 32 percent, and the remaining 25 percent of funds go toward transit improvements.

## Freeways Came First

Freeways formed the cornerstone of Measure M. The Orange Freeway (SR-57) was Measure M's first project in 1991. The freeway was expanded from six to eight lanes and was completed in 1992, one year ahead of schedule and \$16 million under budget. The El Toro Y, Orange County's notorious bottleneck where the San Diego Freeway (I-405) and Santa Ana Freeway (I-5) meet, was Measure M's next challenge. This project was completed in 1997, expanding the I-5/I-405 interchange



# How it began, what's been done

to 13 lanes in each direction at its widest point. Next, the Costa Mesa Freeway (SR-55) grew from 8 to 10 lanes, the I-5 expanded from 6 to 10 lanes north of the Garden Grove Freeway (SR-22) and from 8 to 10 lanes south of the El Toro Y, and the Riverside Freeway (SR-91) widened from 6 to 8 lanes.

## Streets and Roads Improved

Measure M set aside funds to help cities maintain streets, fix potholes and coordinate traffic signals. Each year, Orange County's 34 cities each receive these funds based on population, street miles and sales tax. To date, Measure M has contributed more than \$2.7 billion toward local street improvements.



Measure M helps make major streets more efficient by turning them into “Smart Streets,” with more lanes, dedicated turn lanes and coordinated signals. Beach Boulevard was the county's first Smart Street, completed in 1999.

## Transit Expanded

Measure M introduced Metrolink commuter rail service to Orange County in 1994. Today, Orange County has three rail lines, ten stations and ridership surpassing 3.5 million per year. That's fewer vehicles on our streets and freeways every day. Measure M is helping build an 11<sup>th</sup> Metrolink station in Buena Park. To help with freeway transitions for carpoolers and buses, Measure M added carpool lane connector ramps at the SR-91/SR-57 and I-405/SR-55.

# and what's next.

For the last 16 years, Measure M has kept its promises to you by improving Orange County's freeways, streets and roads, and transit network. In 2006, \$280 million in Measure M funds was distributed for improvements to our transportation system. The SR-22 Improvement Project reached a milestone with the opening of new lanes east of Magnolia Street to the SR-55 in 2006 using the innovative design-build method of project delivery. Now travel through the heart of the county is faster and more efficient. Construction is well underway on the I-5 Gateway Project to eliminate the bottleneck through Buena Park. Numerous city streets were improved and potholes filled to make trips faster and easier. Measure M helped expand Metrolink



commuter rail service within Orange County, including service on weekends, and is helping build a new Metrolink station in Buena Park (Measure M) also continued to provide discounted bus fares for seniors and persons with disabilities.

On November 7, 2006, Orange County voters approved by a nearly 70 percent margin the continuation of Measure M for another 30 years—from 2011 to 2041. The Renewed Measure M Plan will ensure that transportation improvements will continue for many years to come.

## Local Support for Streets and Roads Maintenance and Improvements

*inception to 06/30/06*

Aliso Viejo	\$ 2,073,146.68
Anaheim	45,298,762.93
Brea	7,398,355.95
Buena Park	11,043,740.72
Costa Mesa	19,574,803.99
Cypress	7,247,845.23
Dana Point	4,658,763.70
Fountain Valley	8,986,733.33
Fullerton	17,891,665.22
Garden Grove	20,310,669.50
Huntington Beach	26,740,577.70
Irvine	28,217,236.40
Laguna Beach	3,465,186.80
Laguna Hills	4,870,583.37
Laguna Niguel	8,718,402.25
Laguna Woods	1,101,724.95
La Habra	6,892,513.82
Lake Forest	8,776,584.89
La Palma	2,283,806.01
Los Alamitos	1,977,167.62
Mission Viejo	12,822,520.15
Newport Beach	12,494,076.31
Orange	21,407,204.51
Placentia	6,418,561.65
Rancho Santa Margarita	2,813,080.66
San Clemente	6,323,845.66
San Juan Capistrano	5,065,686.66
Santa Ana	40,922,326.78
Seal Beach	3,259,569.10
Stanton	4,073,939.95
Tustin	11,191,656.51
Villa Park	748,843.25
Westminster	12,248,957.67
Yorba Linda	7,631,648.16
County Unincorporated	27,209,234.44
<b>Total</b>	<b>\$ 412,159,422.52</b>

## Local Support for Street and Road Maintenance and Improvements

*fiscal year 2005-2006 ended 6/30/06*

Aliso Viejo	\$ 445,761.64
Anaheim	4,171,906.14
Brea	659,153.02
Buena Park	990,417.69
Costa Mesa	1,757,102.34
Cypress	657,697.21
Dana Point	406,978.01
Fountain Valley	774,329.49
Fullerton	1,564,979.58
Garden Grove	1,843,425.95
Huntington Beach	2,344,573.42
Irvine	2,838,305.92
Laguna Beach	320,193.11
Laguna Hills	460,794.01
Laguna Niguel	846,654.55
Laguna Woods	164,533.29
La Habra	646,705.57
Lake Forest	962,795.60
La Palma	219,611.80
Los Alamitos	165,395.91
Mission Viejo	1,193,511.04
Newport Beach	1,224,661.46
Orange	1,960,666.07
Placentia	578,526.32
Rancho Santa Margarita	533,961.51
San Clemente	668,080.56
San Juan Capistrano	484,910.92
Santa Ana	3,591,161.21
Seal Beach	299,623.21
Stanton	369,273.61
Tustin	998,720.94
Villa Park	65,867.70
Westminster	1,097,431.05
Yorba Linda	718,349.05
County Unincorporated	2,113,339.65
<b>Total</b>	<b>\$38,139,398.55</b>

## 2006 Measure M Distribution

Expenditures in fiscal year 2005-2006  
ended 6/30/06\*

### Freeways

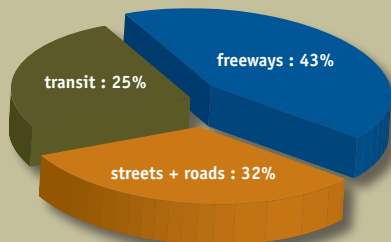
Santa Ana Freeway (I-5) between San Diego Freeway (I-405) and San Gabriel Freeway (I-605)	\$17,855,000
I-5 between the I-5/I-405 Interchange and San Clemente	\$354,000
I-5/I-405 Interchange	\$189,000
Costa Mesa Freeway (SR-55) between I-5 and Riverside Freeway (SR-91)	\$1,161,000
Orange Freeway (SR-57) between I-5 and Lambert Rd.	\$31,000
SR-91 between Riverside County line and Los Angeles County line	\$817,000
Garden Grove Freeway (SR-22) between SR-55 and Valley View St.	\$166,448,000
Subtotal:	\$186,855,000
Net (Bond Revenue) Debt Service:**	\$17,931,000
<b>Total Freeways:</b>	<b>\$204,786,000</b>

### Regional Streets and Roads

Smart Streets	\$183,000
Regionally Significant Interchanges	\$9,873,000
Intersection Improvement Program	\$6,954,000
Traffic Signal Coordination	\$2,567,000
Transportation Systems and Transportation Demand Management	\$670,000
Subtotal:	\$20,247,000
Net (Bond Revenue) Debt Service:**	\$138,000
<b>Total Regional Streets and Roads:</b>	<b>\$20,385,000</b>

### Local Streets and Roads

Master Plan of Arterial Highway Improvements	\$832,000
Streets and Roads Maintenance and Improvements <sup>T</sup> (for individual city breakdowns, see other side)	\$38,139,000
Growth Management Area Improvements	\$2,983,000
Subtotal:	\$41,954,000
Net (Bond Revenue) Debt Service:**	—
<b>Total Local Streets and Roads:</b>	<b>\$41,954,000</b>



### Transit

Pacific Electric Right-of-Way	\$390,000
Commuter Rail	\$2,311,000
High-Technology Advanced Rail Transit	\$2,489,000
Elderly and Handicapped Fare Stabilization	\$1,000,000
Transitways	\$3,414,000
Subtotal:	\$9,604,000
Net (Bond Revenue) Debt Service:**	\$3,238,000
<b>Total Transit:</b>	<b>\$12,842,000</b>
<b>Total Measure M Expenditures<sup>T</sup>:</b>	<b>\$279,967,000</b>

**Net Measure M expenditures from inception to June 30, 2006 total \$2.7 billion.\***

\*Expenditures less reimbursement.

\*\*A portion of the Measure M Program was financed by bonds to advance freeway projects and take advantage of lower right-of-way and construction costs in the early 1990s.

<sup>T</sup>Does not include administrative costs.

<sup>TT</sup> Measure M expenditures less reimbursements.

### Citizens Oversight Committee

The Measure M Ordinance requires that a nine-member Citizens Oversight Committee (COC) monitor OCTA's use of Measure M funds and ensure that all revenue collected from Measure M is spent on voter-approved transportation improvement projects. The COC has found OCTA in compliance with the requirements of Measure M every year since its inception in 1990.

Current COC members as of January 1, 2007:

David Sundstrom	County Auditor-Controller, Chair
Ed Wylie	First District
Brooks Corbin	Second District
Gilbert Ishizu	Second District
Merlin Henry	Third District
Greg Moore	Third District
Frederick von Coelin	Fourth District
James Kelly	Fifth District
Gene Rodriguez	Fifth District

# Measure M – at

## North County Improving Orange County's North Gateway

### Measure M at work

#### Santa Ana Freeway (I-5)

Widened the freeway from Dana Point to El Toro Y (I-5/I-405) and from SR-57 to SR-91

#### Orange Freeway (SR-57)

Added lanes from Los Angeles County line to SR-55

#### Riverside Freeway (SR-91)

Added lanes from Los Angeles County line to SR-55

#### I-5 Gateway Project

Widening I-5 through Buena Park with additional lanes in both directions

#### Orange County Metrolink

Launched in 1994; Metrolink accommodates 12,570 trips every weekday

#### Buena Park Metrolink Station

Construction underway for a new commuter rail station in North County

#### Imperial Highway, Katella Ave.

Converting to "Smart Streets" with more travel lanes, coordinated signals and bus turnouts to improve traffic flow

#### Local Streets and Roads

Potholes filled, streets maintained and intersections improved (*See city-by-city allocations on reverse*)

#### Bus Fare Stabilization

Discounted bus fares for seniors and persons with disabilities

### Improving Freeway Flow


From the early 1990s, Measure M has been at work in North Orange County, removing traffic congestion and easing your commute. Measure M modernized the I-5 through Anaheim, increasing the number of lanes from three to five in each direction. Your trip on the SR-57 is faster and easier thanks to a widening project funded by Measure M. On the SR-91, Measure M helped add carpool lanes to make travel more efficient. Work began on the I-5 Gateway Project to remove the current bottleneck through Buena Park.

### Maintaining Streets

North County streets and roads were maintained and potholes filled with funding from Measure M. In Anaheim, Lincoln Avenue was widened to add a third travel lane in both directions. State College Boulevard was widened north and south of Lincoln Avenue with dual left-turn lanes and three through lanes. In Fullerton, the Yorba Linda Boulevard and Placentia Avenue intersection was improved with an additional left-turn lane in each direction and protected left turns for north and southbound Placentia Avenue to improve traffic flow.



### Expanding Transit

In 1994, Measure M brought commuter rail service to North County with Metrolink trains running on the Orange County Line. Measure M also brought Metrolink Weekends commuter rail service to Orange County this past year, making your Saturday and Sunday travel easier. Construction is underway for a new Buena Park Metrolink station. Seniors and persons with disabilities throughout North County continue to benefit from bus fare discounts thanks to Measure M. 



# work in your area since 1991.

## Keeping Freeways Moving

In Orange County's West and Central sections, Measure M has widened the I-5, SR-57 and SR-55 freeways. Improving the SR-22 was not on the original list of Measure M freeway projects. This long-needed project, now with new lanes open from east of Magnolia Street to the SR-55, was possible with Measure M funds saved from prior projects. The SR-22 features continuous-access carpool lanes, a first for a Southern California freeway, to make entry and exit from the lanes easier for motorists.

## Streamlining Streets

With its densely populated cities, Central Orange County depends on a grid of arterial streets. Thanks to Measure M, individual cities received funds to keep these streets maintained and free from damaging potholes. In Huntington Beach, the east side of Beach Boulevard was widened to include a northbound right turn pocket and traffic signal poles were relocated to improve traffic flow at the intersection. In Garden Grove, the Magnolia/Chapman intersection was widened to accommodate additional turning lanes.



## Expanding Transit

Central County commuters reaped the benefits of Measure M with the introduction of Metrolink commuter rail service in 1994. Now this commuting alternative to Los Angeles, San Bernardino and Riverside helps take thousands of vehicles off streets and freeways every weekday. Metrolink Weekends rail service began this year and offers a comfortable alternative to driving to popular destinations. Measure M is funding improvements at The Depot, Santa Ana's Metrolink station. Central and West County seniors and persons with disabilities are benefiting from bus fare discounts provided by Measure M. 

## West County Easing Your Commute in the Heart of Orange County

### Measure M in action

**Costa Mesa Freeway (SR-55)**  
2 new lanes added from 17th Street to SR-22

**Garden Grove Freeway (SR-22)**  
New lanes opened east of Magnolia Street to the SR-55, bridges widened, connectors reconfigured in the "Orange Crush" area and new soundwalls built

**Orange County Metrolink Service**  
Began in 1994 and expanded in 1995 with the Inland Empire-Orange County Line, the nation's first suburb-to-suburb rail line

**Beach Boulevard**  
Converted to "Smart Street" with 2 additional travel lanes, coordinated signals and bus turnouts

**I-405/SR-55 Interchange**  
Carpool connectors smooth the transition from freeway to freeway

**Local Streets and Roads**  
Potholes filled, streets maintained and intersections improved (*See city-by-city allocations on reverse*)

**Bus Fare Stabilization**  
Discounted fares for seniors and

# Measure M – at work in your area since 1991.

## South County Keeping You Moving

### Measure M

#### San Diego Freeway (I-5)

Increased traffic flow with new carpool and auxiliary lanes from Dana Point to the El Toro Y; improved on- and off-ramps and added 12,000 feet of soundwalls

#### El Toro Y

Tamed the congested transition of the I-5/I-405 with a new interchange, new collector lanes and carpool connectors, resulting in 26 lanes at the widest point

#### South County “Smart Streets”

Improving traffic flow on Edinger, Irvine Center Drive, Moulton Parkway and Golden Lantern by adding lanes, bus turnouts and coordinating signals

#### Metrolink Commuter Rail Service

Increased service on the Inland Empire-Orange County Line; annual boardings now exceed 3.5 million

#### Local Streets and Roads

Potholes filled, streets maintained and intersections improved (*See city-by-city allocations on reverse*)

#### Bus Fare Stabilization

Discounted fares for seniors and

### Freeway Fixes


Keeping South County commuters moving was high on Measure M's list of transportation improvements. In 1993, construction began to tame the traffic snarl at the El Toro Y, the I-5/I-405 interchange. Measure M helped build a new interchange, new collector lanes and carpool connectors. Now there are 26 lanes through the El Toro Y at its widest point. Traffic flow on the I-5 increased thanks to Measure M and new auxiliary and carpool lanes, and improved on- and off-ramps.

### Maintaining Streets

Measure M helped South County cities maintain their streets and keep them free of potholes to smooth your drive. In Irvine, Michelson Drive at the San Diego Creek Bridge was improved by widening the bridge to a four-lane divided roadway with sidewalks, on-street bike lanes and a raised center median.



### Putting Transit on Track

Before Measure M, South County had one travel option—the I-5. In 1994, Measure M introduced South County to a new alternative—Metrolink commuter rail service. Measure M helped add a new station in Laguna Niguel/Mission Viejo along the Metrolink Orange County Line. Today, two Metrolink lines link South County to business centers in San Diego, Orange and Los Angeles counties, as well as the Inland Empire. South County seniors and persons with disabilities continue to benefit from discounted bus fares provided by Measure M. 



**15 years of promises kept  
and milestones met**

San Clemente 8



# 15 years of promises kept

- 1991** **1** Orange Freeway (SR-57) widening begins.  
Local cities receive \$46 million for streets and roads.
- 2** Groundbreaking for the first "Smart Street," Beach Boulevard.  
Nearly \$1.8 million awarded for bikeways projects.
- 1992** Orange Freeway (SR-57) widening completed one year early and \$16 million under budget.
- 3** Construction begins on Riverside Freeway (SR-91) Widening Project.
- 1993** **4** El Toro Y reconstruction begins.  
\$4.95 million approved for signal improvement projects.  
Initial segment of Beach Boulevard "Smart Street" completed.
- 1994** Metrolink commuter rail service begins.
- 5** Construction starts on San Diego Freeway (I-5) South Project.  
Three segments of Beach Boulevard "Smart Street" Project completed.
- 1995** **6** Construction begins on Costa Mesa Freeway (SR-55) Project.
- 7** Orange County's second Metrolink line debuts, the Inland Empire-Orange County Line.
- 8** San Clemente Metrolink station opens.  
\$3.5 million provided for traffic signal improvements countywide.
- 1996** Six miles of new HOV lanes open on Santa Ana Freeway (I-5) South.
- 9** Rebuilding begins to widen Santa Ana Freeway (I-5) through Anaheim.
- 10** Anaheim Canyon Metrolink station opens on Inland Empire-Orange County Line.  
Orange County Metrolink Line transports one-millionth passenger.
- 1997** El Toro Y Project complete.  
Construction begins on SR-91/SR-57 Interchange.  
Six separate improvement projects underway on I-5 North.
- 11** Construction begins on Moulton Parkway "Smart Street."  
Start of construction on SR-91 west of the SR-57.
- 1998** Construction begins on 10th I-5 North project.  
50-space park-and-ride facility approved for Mission Viejo.
- 1999** Construction complete on the first of four SR-91 projects.  
I-405/SR-55 Improvement Project begins.  
Beach Boulevard "Smart Street" completed.  
\$11.6 million granted to 59 signal improvement projects countywide.  
More than \$60 million allocated for nearly 200 streets and roads projects.
- 2000** **12** SR-91 Improvement Project complete from SR-57 to Los Angeles County line.  
Construction begins on Tustin Metrolink station.  
Imperial Highway "Smart Street" Project continues.  
\$12 million granted to 63 signal improvement projects countywide.  
More than \$19.5 million awarded to 22 projects under Intersection Improvement Program.
- 2001** I-5 North Improvement Project complete.  
Metrolink service expands on Inland Empire-Orange County Line.  
212 street and road projects in 29 cities and County of Orange approved.  
Citizens Oversight Committee approves amendment to Measure M Expenditure Plan to include SR-22 freeway.

# and milestones met

**2002**

SR-55 Freeway Improvement Project complete.

**13**

Metrolink 91 Line between Riverside and Los Angeles via Fullerton launched.

**14**

Tustin and Laguna Niguel/Mission Viejo Metrolink stations open.

I-405/SR-55 Transitway Project progresses.

More than \$19.7 million distributed to Orange County cities for regional street and road improvements.

\$40.3 million distributed to cities for local street and road projects.

**2003**

Design work continues on I-5 Far North Improvement Project (renamed I-5 Gateway Project).

Preliminary engineering moved forward on SR-22 Improvement Project.

Bus fares continue to be subsidized for seniors and persons with disabilities.

**2004**

**15**

Construction begins on SR-22 Improvement Project.

10th Anniversary of Metrolink commuter rail service in Orange County.

**16**

I-5 Gateway Project overall design nears completion.

Carpool lanes open on I-405/SR-55 Interchange.

Metrolink service expands by leasing rail cars to meet growing demand.

**2005**

Construction continues on "The New SR-22."

I-405/SR-55 Interchange complete.

Major Metrolink service expansion approved.

Groundbreaking for Buena Park Metrolink station.

**2006**

Renewed Measure M Transportation Investment Plan approved by voters.

New lanes open on SR-22 Improvement Project.

Construction begins on Buena Park Metrolink station.

Metrolink Weekends service debuts on Orange County and Inland Empire-Orange County lines.

I-5 Gateway Project construction starts.

**2007**

Buena Park Metrolink station opens.

**2009**

Metrolink service expands to every 30 minutes between Fullerton and Laguna Niguel/Mission Viejo.

**2010**

Completion of I-5 Gateway Project.

**2011**

Completion of Smart Street projects.

Original Measure M Program ends.

