

# **AER Subcommittee Meeting**

## **June 1, 2023**

## **Table of Contents**

1. Agenda – June 1, 2023
2. AER Subcommittee Meeting Minutes – September 27, 2022
3. Ordinance Excerpts
4. M2 Expenditure Report Template
5. FY 2021-22 Maintenance of Effort (MOE) Benchmarks
6. Sales Tax Receipt and Distribution Schedule
7. FY 2021-22 M2 Expenditure Reports by Local Jurisdictions
8. AER Subcommittee Checklist



## **Agenda – June 1, 2023**

**Committee Members**

Shannon O'Toole, Chair District 5  
Andrew Ramirez District 1  
Kirk Watilo District 3  
Joseph McCarthy District 3  
Rasik Patel District 4

Orange County Transportation Authority  
550 South Main Street  
Orange, California  
**June 1, 2023 at 5:30 p.m.**

**Staff**

Alice Rogan Director, External Affairs  
Sean Murdock Director, Finance and Administration  
Adriann Cardoso Department Manager, Capital Programming  
Christina Byrne Department Manager, Public Outreach  
Charvalen Alacar Section Manager, M2 Local Programs  
Kelsey Imler Transportation Funding Analyst, M2 Local Programs  
Angelo Sciortino Associate Financial Analyst, Financial Planning and Analysis

*Any person with a disability who requires a modification or accommodation in order to participate in this meeting should contact the Measure M2 Local Programs section, telephone (714) 560-5397, no less than two (2) business days prior to this meeting to enable OCTA to make reasonable arrangements to assure accessibility to this meeting.*

**Agenda Descriptions**

*Agenda descriptions are intended to give members of the public a general summary of items of business to be transacted or discussed. The posting of the recommended action(s) does not indicate what action(s) will be taken. The Committee may take any action which it deems to be appropriate on the agenda item and is not limited in any way by the notice of the recommended action.*

**Public Availability of Agenda Materials**

*All documents relative to the items referenced in this agenda are available for public inspection at [www.octa.net](http://www.octa.net) or through the Measure M2 Local Programs office at the OCTA Headquarters, 600 South Main Street, Orange, California.*

**In- Person Comments**

*Members of the public may attend in-person and address the Committee regarding any item. Speakers will be recognized by the Chair at the time the agenda item is to be considered.*

**Written Comments**

*Written public comments may be submitted for the meeting by emailing them to [kimler@octa.net](mailto:kimler@octa.net). If you wish to comment on a specific agenda item, please identify the item number in your email. General public comments will be addressed during the general public comment item on the agenda and read into the record. In order to ensure that staff has the ability to provide comments to AER Subcommittee members in a timely manner, please submit public comments by 1:30 p.m. Monday, June 1, 2023.*

---

**Call to Order and Self-Introductions**

- 1. Approval of September 27, 2022, Annual Eligibility Review Subcommittee Minutes – Chair**
- 2. Measure M2 Expenditure Reports – Sean Murdock**
- 3. Eligibility Review Next Steps – Kelsey Imler**

- *AER Subcommittee members must complete, sign, and return AER review checklist to OCTA by June 5, 2023. OCTA will then prepare a staff report for the Taxpayer's Oversight Committee (TOC), which will include a summary of discussions and confirmation of the Subcommittee's receipt and review of M2 Expenditure Reports.*
- **Tuesday, June 13, 2023**  
*The AER Subcommittee's M2 Expenditure Report review will be presented by the AER Subcommittee Chair to the TOC meeting for affirmation of the TOC's receipt and review of M2 Expenditure Reports.*
- **Thursday, June 29, 2023, and Monday, July 10, 2023**  
*Local agencies' eligibility pertaining to M2 Expenditure Reports will then be considered by the OCTA Regional Transportation Planning Committee on Thursday, June 29, 2023, and the OCTA Board of Directors on Monday, July 10, 2023, as is required for local agencies to continue receiving Measure M2 net revenues.*

**4. Staff Comments**

**5. Subcommittee Comments**

**6. Public Comments**

**7. Adjournment**

*The next meeting of this Subcommittee is anticipated to be held in fall 2023 and will be scheduled at a later date.*

---

# **AER Subcommittee Meeting Minutes**

## **September 27, 2022**

**Voting Members Present:**

Joseph McCarthy	District 3
Rasik Patel	District 4
Shannon O'Toole	District 5

**Staff Present:**

Alice Rogan  
Adriann Cardoso  
Charvalen Alacar  
Paul Rodriguez, OCTA Consultant  
Cynthia Morales

**Call to Order and Self Introductions**

The September 27, 2022 meeting of the Annual Eligibility Review (AER) Subcommittee was called to order by Ms. Morales at 5:30 p.m.

**1. Selection of Annual Eligibility Review Subcommittee Chair**

Ms. Alacar provided an overview of the primary duties of the Annual Eligibility Review (AER) Subcommittee Chair, noting that they primarily consisted of chairing meetings and reporting back to the Taxpayer Oversight Committee (TOC).

AER Subcommittee members were then given the opportunity to express interest in the position. Mr. Patel voiced an interest in Ms. O'Toole to assume the position.

A motion was then made by Mr. Patel, to approve of Ms. O'Toole as Chair. The motion was seconded by Mr. McCarthy and was declared passed by all Subcommittee members present.

**2. Approval of the March 31, 2022, AER Subcommittee Minutes**

A motion to approve the AER Subcommittee's meeting minutes from the March 31, 2022, meeting was made by Mr. McCarthy. The motion was seconded by Mr. Patel and was declared passed by those Subcommittee members present.

**3. Measure M2 Eligibility Overview**

Ms. Morales provided an overview of the Measure M2 (M2) Eligibility review process and described the M2 eligibility components, which were due for this phase of the eligibility cycle.

**4. Pavement Management Plan (PMP) Review**

Mr. Rodriguez, OCTA consultant, provided an overview of M2 Pavement Management Plan (PMP) eligibility requirements and submittals.

Mr. Patel asked why a seven-year time frame was chosen for the maintenance plan requirement of the PMP.

Mr. Rodriguez stated that it goes back to the original Measure M requirement in 1991 for a seven-year capital improvement plan and while the state requires a six-year plan, a seven-year plan provides a good planning horizon.

Mr. Patel asked about poor pavement conditions.

Mr. Rodriguez stated that there are challenges in city space and that cities are limited by the resources they have available and must decide between preventative maintenance, reconstruction, and rehabilitation projects.

Mr. Patel asked for the clarification about the ten percentage point match reduction.

Mr. Rodriguez explained that Project O (Regional Capacity Program) requires a minimum fifty percent local funding match. However, if a local agency's PMP meets specific benchmarks, they can receive a local match reduction of ten percent. For example, instead of a fifty percent match, the city would only need to provide a forty percent match. This incentivizes local agencies to maintain and improve the pavement quality of their roadway system.

Mr. Patel asked for clarification on the difference between local streets and arterial streets.

Mr. Rodriguez explained that arterial streets typically refer to larger streets within a city and local streets to more residential streets.

Mr. Patel asked if quality standards are implemented by the county or the city.

Mr. Rodriguez stated that quality standards are verified by OCTA and met by the city.

Mr. Patel asked what percentage of expenditures cities receive from M2.

Ms. Cardoso stated that it depends on the city and their city council and how they choose to direct their funding. They may use Local Fair Share funds or other funding sources; however, the use of funds is ultimately determined by each city council.

Ms. Rogan added that Measure M allows agencies the flexibility to decide how they want to spend their funds.

Mr. McCarthy asked whether they should be concerned for agencies with poor road conditions.

Ms. Rogan stated that in the past, the Committee has shown concern about the conditions of pavement but cannot do much more. If members feel strongly about poor pavement conditions, that information can be passed to public works directors.

A motion was then made by Mr. McCarthy, seconded by Mr. Patel, and was declared passed by those present, to find all 21 local agencies' PMP submittals consistent with the current Measure M2 Eligibility submittal requirements.

## **5. Eligibility Review Next Steps**

Ms. Morales asked the AER Subcommittee members to complete their AER review checklist materials and return them to OCTA staff by October 3, 2022.

Ms. Morales then stated that OCTA will prepare a staff report for the October 11, 2022 TOC meeting, which will include a summary of the meeting's discussion and confirmation of the AER Subcommittee's affirmation of receipt and review of all required M2 eligibility submittals.

Ms. Morales stated that after the item goes to the TOC, it will be submitted to the OCTA Regional Planning & Highways Committee on November 7, 2022 and OCTA Board of Directors on November 14, 2022 for approval, as is required for local agencies to continue receiving M2 net revenues.

## **6. Staff Comments**

There were no staff comments.

**7. Public Comments**

There were no public comments.

**8. Adjournment**

Mr. Patel asked why there was such a large difference in the percentage of roads that needed maintenance or rehabilitation between the PMP's of different cities.

Mr. Rodriguez explained that cities determine how they want to classify roadways.

Mr. Patel stated that M2 does not require sales tax from the cities.

Ms. Rogan stated the dollar values provided are for the cities to be able to get their fair share based on miles, sales tax, and population.

Mr. Rodriguez stated that using the City of Mission Viejo as an example, they are showing that their road conditions are good and need \$120 million to maintain their system. M2 follows a specific formula, and those funds are distributed if they are meeting the eligibility requirements. M2 funds will not be sufficient to meet all of their transportation costs.

Mr. Patel asked how agencies know what amounts they are receiving from M2.

Mr. Rodriguez explained that it is a math exercise with specific factors that the finance department will account for such as miles and taxable sales.

Mr. Rodriguez stated that newer cities like Mission Viejo do not have the maintenance and rehabilitation projects that older cities like Fullerton and Santa Ana do.

A motion to adjourn the meeting was made by Mr. McCarthy. The motion was seconded by Mr. Patel and was declared passed by those present. The meeting was adjourned at 6:17pm with no further discussion.

# Ordinance Excerpts



1 separate allocations, shall be defined as “Net Revenues” and shall be allocated solely for  
2 the transportation purposes described in the Ordinance.

### 3 SECTION 5. BONDING AUTHORITY

4 “Pay as you go” financing is the preferred method of financing transportation  
5 improvements and operations under the Ordinance. However, the Authority may use bond  
6 financing as an alternative method if the scope of planned expenditures makes “pay as you  
7 go” financing unfeasible. Following approval by the electors of the ballot proposition  
8 authorizing imposition of the transactions and use tax and authorizing issuance of bonds  
9 payable from the proceeds of the tax, bonds may be issued by the Authority pursuant to  
10 Division 19 of the Public Utilities Code, at any time before, on, or after the imposition of  
11 taxes, and from time to time, payable from the proceeds of the tax and secured by a pledge  
12 of revenues from the proceeds of the tax, in order to finance and refinance improvements  
13 authorized by the Ordinance.

### 14 SECTION 6. MAINTENANCE OF EFFORT REQUIREMENTS

15 It is the intent of the Legislature and the Authority that the Net Revenues allocated to  
16 a jurisdiction pursuant to the Ordinance for street and road projects shall be used to  
17 supplement existing local discretionary funds being used for transportation improvements.  
18 Each jurisdiction is hereby required to annually maintain as a minimum no less than the  
19 maintenance of effort amount of local discretionary funds required to be expended by the  
20 jurisdiction for local street and road purposes pursuant to the current Ordinance No. 2 for  
21 Fiscal Year 2010-2011. The maintenance of effort level for each jurisdiction as determined  
22 through this process shall be adjusted effective July 1, 2014 and every three fiscal years  
23 thereafter in an amount equal to the percentage change for the Construction Cost Index  
24 compiled by Caltrans for the immediately preceding three calendar years, providing that  
25 any percentage increase in the maintenance of effort level based on this adjustment shall  
26 not exceed the percentage increase in the growth rate in the jurisdiction’s general fund  
27 revenues over the same time period. The Authority shall not allocate any Net Revenues to  
28 any jurisdiction for any fiscal year until that jurisdiction has certified to the Authority that it

1 has included in its budget for that fiscal year an amount of local discretionary funds for  
2 streets and roads purposes at least equal to the level of its maintenance of effort  
3 requirement. An annual independent audit may be conducted by the Authority to verify that  
4 the maintenance of effort requirements are being met by the jurisdiction. Any Net  
5 Revenues not allocated pursuant to the maintenance of effort requirement shall be  
6 allocated to the remaining eligible jurisdictions according to the formula described in the  
7 Ordinance.

8 In order to address the impacts of the novel coronavirus pandemic (commonly  
9 referred to as COVID-19), for fiscal year (FY) 2019-20, jurisdictions shall comply with all  
10 submittal requirements under the ordinance, including, but not limited to, those  
11 requirements under Attachment B (III) - Requirements for Eligible Jurisdictions, but will not  
12 be required to meet the required maintenance of effort (MOE) amount for that particular  
13 jurisdiction for the FY 2019-20. For FY 2020-21, jurisdictions shall be required to comply  
14 with all submittal requirements under the ordinance, including, but not limited to, those  
15 requirements under Attachment B (III) - Requirements for Eligible Jurisdictions, but shall  
16 only be required to meet the MOE amount for that particular jurisdiction for the FY at the  
17 same proportional share of streets and roads expenditures to general fund revenues based  
18 upon the proportion of the FY 2020-21 MOE benchmark to general fund revenues that were  
19 reported in their respective Comprehensive Annual Financial Report for FY 2018-19.  
20 Jurisdictions are encouraged to use their best efforts during FY 2019-20 and FY 2020-21 to  
21 meet original MOE levels.

## 22 SECTION 7. ADMINISTRATION

23 The Authority shall allocate Revenues to fund facilities, services and projects as  
24 specified in the Ordinance, and shall administer the Ordinance consistent with the authority  
25 cited. Revenues may be expended by the Authority for salaries, wages, benefits, and  
26 overhead and for those services, including contractual services, necessary to carry out its  
27 responsibilities pursuant to Division 19; however, in no case shall the Revenues expended  
28 for salaries and benefits of Authority administrative staff exceed more than one percent

1 and phasing of capital, operations and maintenance of the street routes and traffic signals;  
2 and include information on how the street routes and traffic signals may be synchronized  
3 with traffic signals on the street routes in adjoining jurisdictions. The Local Traffic Signal  
4 Synchronization Plan shall be consistent with the Traffic Signal Synchronization Master  
5 Plan.

6                   7.     Pavement Management Plan. Adopt and update biennially a  
7 Pavement Management Plan, and issue, using a common format approved by the  
8 Authority, a report every two years regarding the status of road pavement conditions and  
9 implementation of the Pavement Management Plan.

10                   a.     Authority, in consultation with the Eligible Jurisdictions,  
11 shall define a countywide management method to inventory, analyze and evaluate road  
12 pavement conditions, and a common method to measure improvement of road pavement  
13 conditions.

14                   b.     The Pavement Management Plan shall be based on:  
15 either the Authority's countywide pavement management method or a comparable  
16 management method approved by the Authority, and the Authority's method to measure  
17 improvement of road pavement conditions.

18                   c.     The Pavement Management Plan shall include:

19                             (i)     Current status of pavement on roads;

20                             (ii)    A six-year plan for road maintenance and  
21 rehabilitation, including projects and funding;

22                             (iii)  The projected road pavement conditions resulting  
23 from the maintenance and rehabilitation plan; and

24                             (iv)  Alternative strategies and costs necessary to  
25 improve road pavement conditions.

26                   8.     Expenditure Report. Adopt an annual Expenditure Report to  
27 account for Net Revenues, developer/traffic impact fees, and funds expended by the  
28 Eligible Jurisdiction which satisfy the Maintenance of Effort requirements. The Expenditure

1 Report shall be submitted by the end of six (6) months following the end of the jurisdiction's  
2 fiscal year and include the following:

3 a. All Net Revenue fund balances and interest earned.

4 b. Expenditures identified by type (i.e., capital, operations,  
5 administration, etc.), and program or project .

6 9. Project Final Report. Provide Authority with a Project Final  
7 Report within six months following completion of a project funded with Net Revenues.

8 10. Time Limits for Use of Net Revenues.

9 a. Agree that Net Revenues for Regional Capacity Program  
10 projects and Regional Traffic Signal Synchronization Program projects shall be expended  
11 or encumbered no later than the end of the fiscal year for which the Net Revenues are  
12 programmed. A request for extension of the encumbrance deadline for no more than  
13 twenty-four months may be submitted to the Authority no less than ninety days prior to the  
14 deadline. The Authority may approve one or more requests for extension of the  
15 encumbrance deadline.

16 b. Agree that Net Revenues allocated for any program or  
17 project, other than a Regional Capacity Program project or a Regional Traffic Signal  
18 Synchronization Program project, shall be expended or encumbered within three years of  
19 receipt. The Authority may grant an extension to the three-year limit, but extensions shall  
20 not be granted beyond a total of five years from the date of the initial funding allocation.

21 c. In the event the time limits for use of Net Revenues are  
22 not satisfied then any retained Net Revenues that were allocated to an Eligible Jurisdiction  
23 and interest earned thereon shall be returned to the Authority and these Net Revenues and  
24 interest earned thereon shall be available for allocation to any project within the same  
25 source program.

26 11. Maintenance of Effort. Annual certification that the Maintenance  
27 of Effort requirements of Section 6 of the Ordinance have been satisfied.

28 12. No Supplanting of Funds. Agree that Net Revenues shall not be

1 names of the candidates recommended by the Panel for the appointment on equally-sized  
2 cards which shall be deposited randomly in a container. In a public session, the Chairman  
3 of the Authority will draw one name from said container for each vacancy on the  
4 Committee. The person whose name is so drawn shall be appointed by the Authority to fill  
5 the vacancy.

6 IV. DUTIES AND RESPONSIBILITIES. The Committee is hereby charged  
7 with the following duties and responsibilities:

8 A. The initial Members shall convene to adopt such procedural rules and  
9 regulations as are necessary to govern the conduct of Committee meetings, including, but  
10 not limited to, those governing the calling, noticing and location of Committee meetings, as  
11 well as Committee quorum requirements and voting procedures. The Committee may  
12 select its own officers, including, but not limited to, a Committee co-chair who will be the  
13 primary spokesperson for the Committee.

14 B. The Committee shall approve, by a vote of not less than two thirds of  
15 all Committee members, any amendment to the Plan proposed by the Authority which  
16 changes the funding categories, programs or projects identified on page 31 of the Plan.

17 C. The Committee shall receive and review the following documents  
18 submitted by each Eligible Jurisdiction:

- 19 1. Congestion Management Program;
- 20 2. Mitigation Fee Program;
- 21 3. Expenditure Report;
- 22 4. Local Traffic Signal Synchronization Plan; and
- 23 5. Pavement Management Plan.

24 D. The Committee shall review yearly audits and hold an annual public  
25 hearing to determine whether the Authority is proceeding in accordance with the Plan. The  
26 Chair shall annually certify whether the Revenues have been spent in compliance with the  
27 Plan. In addition, the Committee may issue reports, from time to time, on the progress of  
28 the transportation projects described in the Plan.

# **M2 Expenditure Report Template**

# Measure M2 Expenditure Report Template

## Schedule 1: Summary Statement of Beginning and Ending Balances

### Lines 1 – 12: Balances at Beginning of Fiscal Year

Report all fund balances and interest intended for transportation purposes at the beginning of the fiscal year. These balances should be classified by funding source as illustrated in the table below. To provide for continuity of reporting, the beginning balances of any restricted funds must agree with the ending balances of such funds as shown in the prior year's report.

<b>Project</b>	<b>Description</b>
<b>A-M</b>	Freeway Projects
<b>O</b>	Regional Capacity Program (RCP)
<b>P</b>	Regional Traffic Signal Synchronization Program (RTSSP)
<b>Q</b>	Local Fair Share
<b>R</b>	High Frequency Metrolink Service
<b>S</b>	Transit Extensions to Metrolink
<b>T</b>	Convert Metrolink Station(s) to Regional Gateways that connect Orange County with High-Speed Rail Systems
<b>U</b>	Senior Mobility Program or Senior Non-Emergency Medical Program
<b>V</b>	Community Based Transit/Circulators
<b>W</b>	Safe Transit Stops
<b>X</b>	Environmental Cleanup Program (Water Quality)
<b>Other</b>	Please provide description for other categories

### Line 13: Balances at Beginning of Fiscal Year - TOTAL

Sum of Lines 1 – 12 in the "Amount" and "Interest" columns

### Line 14: Monies Made Available During Fiscal Year

Report total available monies (revenues) from Schedule 2, Line 13 in the "Amount" and "Interest" columns

### Line 15: Total Monies Available

Sum of Lines 13 - 14 in the "Amount" and "Interest" columns

### Line 16: Expenditures During Fiscal Year

Report total available monies (revenues) from Schedule 2, Line 26 in the "Amount" and "Interest" columns

### Lines 17 - 28: Balances at End of Fiscal Year

Report by funding source all fund balances and interest for transportation purposes at the end of the fiscal year. To provide for continuity of reporting, the beginning balances of the fund sources in next year's report must agree with the ending balances of such funds as shown in this year's report (or otherwise reconciled).

**M2 Expenditure Report  
Fiscal Year Ended June 30, 20\_\_\_\_  
Beginning and Ending Balances**

Description		Line No.	Amount	Interest
<b>Balances at Beginning of Fiscal Year</b>				
<b>A-M</b>	Freeway Projects	1		
<b>O</b>	Regional Capacity Program (RCP)	2		
<b>P</b>	Regional Traffic Signal Synchronization Program (RTSSP)	3		
<b>Q</b>	Local Fair Share	4		
<b>R</b>	High Frequency Metrolink Service	5		
<b>S</b>	Transit Extensions to Metrolink	6		
<b>T</b>	Convert Metrolink Station(s) to Regional Gateways that connect Orange County with High-Speed Rail Systems	7		
<b>U</b>	Senior Mobility Program or Senior Non-Emergency Medical Program	8		
<b>V</b>	Community Based Transit/Circulators	9		
<b>W</b>	Safe Transit Stops	10		
<b>X</b>	Environmental Cleanup Program (Water Quality)	11		
	Other*	12		
	<b>Balances at Beginning of the Fiscal Year (Sum Lines 1 to 12)</b>	13		
	Monies Made Available During Fiscal Year	14		
	<b>Total Monies Available (Sum Lines 13 &amp; 14)</b>	15		
	Expenditures During Fiscal Year	16		
<b>Balances at End of Fiscal Year</b>				
<b>A-M</b>	Freeway Projects	17		
<b>O</b>	Regional Capacity Program (RCP)	18		
<b>P</b>	Regional Traffic Signal Synchronization Program (RTSSP)	19		
<b>Q</b>	Local Fair Share	20		
<b>R</b>	High Frequency Metrolink Service	21		
<b>S</b>	Transit Extensions to Metrolink	22		
<b>T</b>	Convert Metrolink Station(s) to Regional Gateways that connect Orange County with High-Speed Rail Systems	23		
<b>U</b>	Senior Mobility Program or Senior Non-Emergency Medical Program	24		
<b>V</b>	Community Based Transit/Circulators	25		
<b>W</b>	Safe Transit Stops	26		
<b>X</b>	Environmental Cleanup Program (Water Quality)	27		
	Other*	28		

\* Please provide a specific description



# Measure M2 Expenditure Report

## Schedule 2: Summary Statement of Sources and Uses

### **Lines 1 - 12: Report the Following Revenue Sources and Interest on the Appropriate Line**

<b>Project</b>	<b>Description</b>
<b>A-M</b>	Freeway Projects
<b>O</b>	Regional Capacity Program (RCP)
<b>P</b>	Regional Traffic Signal Synchronization Program (RTSSP)
<b>Q</b>	Local Fair Share
<b>R</b>	High Frequency Metrolink Service
<b>S</b>	Transit Extensions to Metrolink
<b>T</b>	Convert Metrolink Station(s) to Regional Gateways that connect Orange County with High-Speed Rail Systems
<b>U</b>	Senior Mobility Program or Senior Non-Emergency Medical Program
<b>V</b>	Community Based Transit/Circulators
<b>W</b>	Safe Transit Stops
<b>X</b>	Environmental Cleanup Program (Water Quality)
<b>Other</b>	Please provide description for other categories

### **Line 13: Total Revenues**

Sum of Lines 1 - 12 (should match Total in Schedule 1, Line 14 in the "Amount" and "Interest" columns)

### **Lines 14 - 25: Report the Following Expenditures on the Appropriate Line**

<b>Project</b>	<b>Description</b>
<b>A-M</b>	Freeway Projects
<b>O</b>	Regional Capacity Program (RCP)
<b>P</b>	Regional Traffic Signal Synchronization Program (RTSSP)
<b>Q</b>	Local Fair Share
<b>R</b>	High Frequency Metrolink Service
<b>S</b>	Transit Extensions to Metrolink
<b>T</b>	Convert Metrolink Station(s) to Regional Gateways that connect Orange County with High-Speed Rail Systems
<b>U</b>	Senior Mobility Program or Senior Non-Emergency Medical Program
<b>V</b>	Community Based Transit/Circulators
<b>W</b>	Safe Transit Stops
<b>X</b>	Environmental Cleanup Program (Water Quality)
<b>Other</b>	Please provide description for other categories

### **Line 26: Total Expenditures**

Sum of Lines 14 - 25 (Should match Total in Schedule 1, Line 16 in the "Amount" and "Interest" columns)

### **Line 27: Total Balance**

Subtract Line 26 from Line 13 in the "Amount" and "Interest" columns

City/County of: \_\_\_\_\_

**Schedule 2**

**M2 Expenditure Report  
Fiscal Year Ended June 30, 20\_\_\_\_  
Sources and Uses**

	<b>Description</b>	<b>Line No.</b>	<b>Amount</b>	<b>Interest</b>
	<b>Revenues:</b>			
<b>A-M</b>	Freeway Projects	1		
<b>O</b>	Regional Capacity Program (RCP)	2		
<b>P</b>	Regional Traffic Signal Synchronization Program (RTSSP)	3		
<b>Q</b>	Local Fair Share	4		
<b>R</b>	High Frequency Metrolink Service	5		
<b>S</b>	Transit Extensions to Metrolink	6		
<b>T</b>	Convert Metrolink Station(s) to Regional Gateways that connect Orange County with High-Speed Rail Systems	7		
<b>U</b>	Senior Mobility Program or Senior Non-Emergency Medical Program	8		
<b>V</b>	Community Based Transit/Circulators	9		
<b>W</b>	Safe Transit Stops	10		
<b>X</b>	Environmental Cleanup Program (Water Quality)	11		
	Other*	12		
	<b>TOTAL REVENUES: (Sum Lines 1 to 12)</b>	13	\$	\$
	<b>Expenditures:</b>			
<b>A-M</b>	Freeway Projects	14		
<b>O</b>	Regional Capacity Program	15		
<b>P</b>	Regional Traffic Signal Synchronization Program	16		
<b>Q</b>	Local Fair Share	17		
<b>R</b>	High Frequency Metrolink Service	18		
<b>S</b>	Transit Extensions to Metrolink	19		
<b>T</b>	Convert Metrolink Station(s) to Regional Gateways that connect Orange County with High-Speed Rail Systems	20		
<b>U</b>	Senior Mobility Program or Senior Non-Emergency Medical Program	21		
<b>V</b>	Community Based Transit/Circulators	22		
<b>W</b>	Safe Transit Stops	23		
<b>X</b>	Environmental Cleanup Program (Water Quality)	24		
	Other*	25		
	<b>TOTAL EXPENDITURES: (Sum Lines 14 to 25)</b>	26	\$	\$
	<b>TOTAL BALANCE (Subtract line 26 from 13)</b>	27	\$	\$

\* Please provide a specific description

# Measure M2 Expenditure Report Template Instructions

## Schedule 3: Summary Statement of Detailed Use of Funds

### **Line 1: Indirect and/or Overhead**

This line covers local jurisdiction costs that cannot be readily identified to a specific project. The costs listed in this line item represent an equitable share of expenditures for activities not directly allocated to right-of-way, construction, or other categories. Allocations must be based on a reasonable, documented methodology.

This includes, but is not limited to:

Payroll	General accounting/finance
Personnel	Departmental accounts/finance
Purchasing/Procurement	Facilities
Advertising	Data processing
Legal costs	Top management
General government	Bids

### **Lines 2 - 7: Construction**

Construction expenditures include the following:

- Projects developing new streets, bridges, lighting facilities, storm drains, etc., in locations that formerly had no such facilities, or projects departing to such an extent from existing alignment and grade that no material salvage value is realized from the old facilities.
- Additions and betterments to the street system and its rights-of-way, including grade separations and urban extensions.
- Any work that materially increases the service life of the original project.
- Resurfacing to a thickness greater than one inch.
- Resurfacing to a thickness less than one inch if the project has been certified by a lead jurisdiction as construction.
- Construction of traffic islands and other traffic safety devices.
- Transit facilities including, but not limited to, bus stops, shelters, and maintenance facilities.
- Streetscape including original landscaping, tree planting, and similar work.
- Acquisition and installation of street lighting facilities, traffic signals, and/or street signs (only when such signs are installed in connection with developing new streets).
- Planning, environmental, or design related to construction.
- Salaries and expenses of employees in connection with construction (direct costs).

### **Line 8: Total Construction**

Sum of Lines 2 - 7

### **Line 9: Right-of-Way Acquisition**

Right-of-way expenditures include the following:

- The acquisition of land or interest for use as a right-of-way in connection with the city's street system; the amount reported should include the cost of acquisition of any improvements situated on the real property at the date of its acquisition by the city.
- The cost of removing, demolishing, moving, resetting, and altering buildings or other structures that obstruct the right-of-way.
- The court costs of condemnation proceedings.

- Title searches and reports.
- Salaries and expenses of employees and right-of-way agents in connection with the acquisition of rights-of-way (direct costs).
- Severance damage to property sustained due to the city's street projects.
- All other costs of acquiring rights-of-way free and clear of all physical obstructions and legal encumbrances.

**Line 10: Total Construction and Right-of-Way**

Sum of Lines 8-9

**Line 11 - 15: Maintenance / Operations**

Maintenance expenditures include the following:

- The preservation and keeping of rights-of-way, street structures, and facilities in the safe and usable condition, to which they have been improved or constructed, but not reconstruction or other improvements.
- General utility services such as roadside planting, tree trimming, street cleaning, snow removal, and general weed control.
- Repairs or other work necessitated by damage to street structures or facilities resulting from storms, slides, settlements, or other causes unless it has been determined by the city engineer that such work is properly classified as construction.
- Maintenance of traffic signal equipment, coordination and timing on the city streets, as well as the city's share of such expenditures covering traffic signals situated at intersections of city streets and state highways within the incorporated area of the city.
- Salaries and expenses of employees in connection with maintenance and/or operations (direct costs).

**Line 16: Total Maintenance**

Sum of Lines 11 - 15

**Line 17: Other**

Please provide description for other categories. For example: transit, Senior Mobility Program, water quality, transit operations such as vehicle leases and other related operating expenses, etc. This category is not applicable to the MOE column as MOE expenditures would fall into the categories listed above.

**Line 18: Grand Totals**

Sum of Lines 1, 10, 16, and 17

**Line 19: Finance Director Confirmation**

Finance Director initials to confirm understanding of MOE.

City/County of: \_\_\_\_\_

**M2 Expenditure Report  
Fiscal Year Ended June 30, 20\_\_\_\_  
Streets and Roads Detailed Use of Funds**

Type of Expenditure	Line Item	MOE	Developer / Impact Fee <sup>+</sup>	O	O Interest	P	P Interest	Q	Q Interest	X	X Interest	Other M2 <sup>2</sup>	Other M2 Interest	Other*	TOTAL
<b>Indirect and/or Overhead</b>	1														\$
<b>Construction &amp; Right-of-Way</b>															
New Street Construction	2														\$
Street Reconstruction	3														\$
Signals, Safety Devices, & Street Lights	4														\$
Pedestrian Ways & Bike paths	5														\$
Storm Drains	6														\$
Storm Damage	7														\$
<b>Total Construction<sup>1</sup></b>	8														\$
Right of Way Acquisition	9														\$
<b>Total Construction &amp; Right-of-Way</b>	10														\$
<b>Maintenance</b>															
Patching	11														\$
Overlay & Sealing	12														\$
Street Lights & Traffic Signals	13														\$
Storm Damage	14														\$
Other Street Purpose Maintenance	15														\$
<b>Total Maintenance<sup>1</sup></b>	16														\$
<b>Other</b>	17														\$
<b>GRAND TOTALS (Sum Lines 1, 10, 16, 17)</b>	18	\$	\$	\$	\$	\$	\$	\$	\$	\$	\$	\$	\$	\$	\$
<b>Finance Director Confirmation</b>	19	<p>Any California State Constitution Article XIX streets and road eligible expenditure may be "counted" in local jurisdictions' calculation of MOE if the activity is supported (funded) by a local jurisdictions' discretionary funds (e.g. general fund). The California State Controller also provides useful information on Article XIX and the Streets and Highways Code eligible expenditures in its "Guidelines Relating to Gas Tax Expenditures for Cities and Counties". I have reviewed and am aware of these guidelines and their applicability in calculating and reporting on Maintenance of Effort expenditures.</p> <p>Finance Director initial: _____</p>													

<sup>1</sup> Includes direct charges for staff time

+ Transportation related only

<sup>2</sup> Other M2 includes A-M, R, S, T, U, V, and W

\* Please provide a specific description

## **Measure M2 Expenditure Report Template Instructions**

### **Schedule 4: Summary Statement of Local Fair Share Project List**

List the project titles and brief description (maximum of two sentences) for all projects that utilized any portion of Measure M2 (M2) Local Fair Share funding. Please include the total amount of **M2 Local Fair Share** funds only that were expended.



City/County of: \_\_\_\_\_

**Signature Page**

**M2 Expenditure Report  
Fiscal Year Ended June 30, 20\_\_\_\_**

I hereby certify that:

- All the information attached herein and included in schedules 1 through 4 is true and accurate to the best of my knowledge;
- The interest earned on Net Revenues allocated pursuant to the Ordinance shall be expended only for those purposes for which the Net Revenues were allocated;
- The City/County of \_\_\_\_\_ is aware of the State Controller's "Guidelines Relating to Gas Tax Expenditures for Cities and Counties", which is a guide for determining MOE Expenditures for M2 Eligibility purposes;
- The City/County's Expenditure Report is in compliance with direction provided in the State Controller's "Guidelines Relating to Gas Tax Expenditures for Cities and Counties;" and
- The City/County of \_\_\_\_\_ has expended in this fiscal year an amount of local discretionary funds for streets and roads purposes at least equal to one of the maintenance of effort requirements below:
  - A) The City/County met the existing FY 2021-22 MOE benchmark dollar amount.
  - B) The City/County met a proportional MOE benchmark amount of FY 2021-22 General Funds Revenues that is at least equal to the percent listed in column C of Exhibit 2 in the M2 Eligibility Guidelines<sup>10</sup>.

\_\_\_\_\_  
Director of Finance (Print Name)

\_\_\_\_\_  
Date

\_\_\_\_\_  
Signature

<sup>10</sup> An actual General Fund Revenue excerpt from a jurisdiction's Annual Comprehensive Finance Report (ACFR) must be provided as backup documentation.



**Fiscal Year 2021-22  
Maintenance of Effort (MOE)  
Benchmarks**

## Exhibit 2: MOE Benchmark by Local Jurisdiction

Local Jurisdiction	(A) MOE Benchmark	(B) GFR <sup>4</sup>	(C) MOE Benchmark as a % of GFR
Aliso Viejo	\$538,604	\$20,264,249	2.66%
Anaheim	\$11,725,957	\$412,996,000	2.84%
Brea	\$838,243	\$65,445,918	1.28%
Buena Park	\$4,184,754	\$70,242,813	5.96%
Costa Mesa	\$8,607,340	\$143,753,298	5.99%
County of Orange	N/A	N/A	N/A
Cypress	\$3,607,878	\$36,691,594	9.83%
Dana Point	\$1,510,094	\$41,545,825	3.63%
Fountain Valley	\$1,564,638	\$61,380,673	2.55%
Fullerton	\$4,413,567	\$100,526,519	4.39%
Garden Grove	\$3,938,473	\$129,838,910	3.03%
Huntington Beach	\$5,921,206	\$236,631,000	2.50%
Irvine	\$8,001,915	\$221,961,000	3.61%
La Habra	\$1,737,300	\$48,583,838	3.58%
La Palma	\$201,688	\$12,057,831	1.67%
Laguna Beach	\$1,806,353	\$88,020,317	2.05%
Laguna Hills	\$331,579	\$22,047,533	1.50%
Laguna Niguel	\$908,566	\$43,809,474	2.07%
Laguna Woods	\$104,578	\$6,351,788	1.65%
Lake Forest	\$226,678	\$54,795,849	0.41%
Los Alamitos	\$182,250	\$14,165,860	1.29%
Mission Viejo	\$2,864,895	\$63,356,854	4.52%
Newport Beach	\$12,547,102	\$229,812,594	5.46%
Orange	\$3,392,885	\$124,241,260	2.73%
Placentia	\$770,006	\$35,796,833	2.15%
Rancho Santa Margarita	\$428,337	\$19,137,375	2.24%
San Clemente	\$1,316,842	\$65,789,926	2.00%
San Juan Capistrano	\$492,518	\$36,522,274	1.35%
Santa Ana	\$9,040,904	\$275,532,227	3.28%
Seal Beach	\$642,598	\$35,500,962	1.81%
Stanton	\$285,869	\$23,951,047	1.19%
Tustin	\$1,697,045	\$67,924,240	2.50%
Villa Park	\$373,104	\$3,722,258	10.02%
Westminster	\$1,805,546	\$66,489,760	2.72%
Yorba Linda	\$2,608,191	\$38,335,027	6.80%
<b>Totals</b>	<b>\$98,617,504</b>	<b>\$2,917,222,926</b>	

FY - Fiscal year

MOE - Maintenance of effort

GFR - General fund revenue

N/A - Not Applicable

<sup>4</sup> General Fund Revenues derived from local jurisdictions' FY 2018-19 Comprehensive Annual Financial Reports.

### FY 2022-23 Measure M2 Eligibility Guidelines

Effective March 14, 2022

# **Sales Tax Receipt & Distribution Schedule**



*Sales Tax Receipt & Distribution Schedule*

Distribution	Apr-21	May-21	Jun-21	Jul-21	Aug-21	Sep-21	Oct-21	Nov-21	Dec-21	Jan-22	Feb-22	Mar-22	Apr-22	May-22	Jun-22	Jul-22	Aug-22	Sep-22
Sales Taxes Earned	April	May	June	July	August	September	October	November	December	January	February	March	April	May	June			
OCTA Receipt of Taxes			April	May	June	July	August	September	October	November	December	January	February	March	April	May	June	
Disbursement to City				April		May & June		July & August		September & October		November & December		January & February		March & April		May & June

**FY 2021-22 Measure M2  
Expenditure Reports  
By Local Jurisdiction**



**Orange County Transportation Authority**

**M2 Fact Sheet**

**City of Aliso Viejo**

**Fiscal Year Ended June 30, 2022**

**Council Action** 12/4/2022

**Signed Resolution** Yes

**Revised Final Report?** No

	<u>Actual</u>	<u>Benchmark</u>
<b>MOE Expenditures</b>	\$579,768	\$538,604

<b>Project</b>	<b>Beginning Balance A</b>	<b>Revenues Claimed B</b>	<b>Expenditures C</b>	<b>Ending Balance D</b>	<b>Verify A+B-C-D</b>
M2 Fairshare	832,600	846,159	394,688	1,284,071	0
M2 Fairshare Interest	0	-38,353	0	-38,353	0
SMP or Senior Non-Emergency Medical	18,466	56,414	4,273	70,607	0
SMP or Senior Non-Emergency Medical Interest	481	-1,843	0	-1,362	0
Water Quality Program (Project X)	0	0	0	0	0
Water Quality Program (Project X) Interest	0	0	0	0	0
<b>Grand Total</b>	<b>851,547</b>	<b>862,377</b>	<b>398,961</b>	<b>1,314,963</b>	<b>0</b>

**M2 Expenditure Report**  
**Fiscal Year Ended June 30, 2022**  
**Beginning and Ending Balances**

Description		Line No.	Amount	Interest
<b>Balances at Beginning of Fiscal Year</b>				
<b>A-M</b>	Freeway Projects	1	\$ -	\$ -
<b>O</b>	Regional Capacity Program (RCP)	2	\$ -	\$ -
<b>P</b>	Regional Traffic Signal Synchronization Program (RTSSP)	3	\$ -	\$ -
<b>Q</b>	Local Fair Share	4	\$ 832,600	\$ -
<b>R</b>	High Frequency Metrolink Service	5	\$ -	\$ -
<b>S</b>	Transit Extensions to Metrolink	6	\$ -	\$ -
<b>T</b>	Convert Metrolink Station(s) to Regional Gateways that connect Orange County with High-Speed Rail Systems	7	\$ -	\$ -
<b>U</b>	Senior Mobility Program or Senior Non-Emergency Medical Program	8	\$ 18,467	\$ 481
<b>V</b>	Community Based Transit/Circulators	9	\$ -	\$ -
<b>W</b>	Safe Transit Stops	10	\$ -	\$ -
<b>X</b>	Environmental Cleanup Program (Water Quality)	11	\$ -	\$ -
	Other*	12	\$ -	\$ -
<b>Balances at Beginning of Fiscal Year</b>		13	\$ 851,067	\$ 481
	Monies Made Available During Fiscal Year	14	\$ 902,573	\$ (40,196)
<b>Total Monies Available (Sum Lines 13 &amp; 14)</b>		15	\$ 1,753,640	\$ (39,715)
	Expenditures During Fiscal Year	16	\$ 398,961	\$ -
<b>Balances at End of Fiscal Year</b>				
<b>A-M</b>	Freeway Projects	17	\$ -	\$ -
<b>O</b>	Regional Capacity Program (RCP)	18	\$ -	\$ -
<b>P</b>	Regional Traffic Signal Synchronization Program (RTSSP)	19	\$ -	\$ -
<b>Q</b>	Local Fair Share	20	\$ 1,284,071	\$ (38,353)
<b>R</b>	High Frequency Metrolink Service	21	\$ -	\$ -
<b>S</b>	Transit Extensions to Metrolink	22	\$ -	\$ -
<b>T</b>	Convert Metrolink Station(s) to Regional Gateways that connect Orange County with High-Speed Rail Systems	23	\$ -	\$ -
<b>U</b>	Senior Mobility Program or Senior Non-Emergency Medical Program	24	\$ 70,608	\$ (1,362)
<b>V</b>	Community Based Transit/Circulators	25	\$ -	\$ -
<b>W</b>	Safe Transit Stops	26	\$ -	\$ -
<b>X</b>	Environmental Cleanup Program (Water Quality)	27	\$ -	\$ -
	Other*	28	\$ -	\$ -

\* Please provide a specific description

**M2 Expenditure Report**  
**Fiscal Year Ended June 30, 2022**  
**Sources and Uses**

Description		Line No.	Amount	Interest
<b>Revenues:</b>				
<b>A-M</b>	Freeway Projects	1	\$ -	\$ -
<b>O</b>	Regional Capacity Program (RCP)	2	\$ -	\$ -
<b>P</b>	Regional Traffic Signal Synchronization Program (RTSSP)	3	\$ -	\$ -
<b>Q</b>	Local Fair Share	4	\$ 846,159	\$ (38,353)
<b>R</b>	High Frequency Metrolink Service	5	\$ -	\$ -
<b>S</b>	Transit Extensions to Metrolink	6	\$ -	\$ -
<b>T</b>	Convert Metrolink Station(s) to Regional Gateways that connect Orange County with High-Speed Rail Systems	7	\$ -	\$ -
<b>U</b>	Senior Mobility Program or Senior Non-Emergency Medical Program	8	\$ 56,414	\$ (1,843)
<b>V</b>	Community Based Transit/Circulators	9	\$ -	\$ -
<b>W</b>	Safe Transit Stops	10	\$ -	\$ -
<b>X</b>	Environmental Cleanup Program (Water Quality)	11	\$ -	\$ -
	Other*	12	\$ -	\$ -
<b>TOTAL REVENUES (Sum lines 1 to 12)</b>		13	\$ 902,573	\$ (40,196)
<b>Expenditures:</b>				
<b>A-M</b>	Freeway Projects	14	\$ -	\$ -
<b>O</b>	Regional Capacity Program (RCP)	15	\$ -	\$ -
<b>P</b>	Regional Traffic Signal Synchronization Program (RTSSP)	16	\$ -	\$ -
<b>Q</b>	Local Fair Share	17	\$ 394,688	\$ -
<b>R</b>	High Frequency Metrolink Service	18	\$ -	\$ -
<b>S</b>	Transit Extensions to Metrolink	19	\$ -	\$ -
<b>T</b>	Convert Metrolink Station(s) to Regional Gateways that connect Orange County with High-Speed Rail Systems	20	\$ -	\$ -
<b>U</b>	Senior Mobility Program or Senior Non-Emergency Medical Program	21	\$ 4,273	\$ -
<b>V</b>	Community Based Transit/Circulators	22	\$ -	\$ -
<b>W</b>	Safe Transit Stops	23	\$ -	\$ -
<b>X</b>	Environmental Cleanup Program (Water Quality)	24	\$ -	\$ -
	Other*	25	\$ -	\$ -
<b>TOTAL EXPENDITURES (Sum lines 14 to 25)</b>		26	\$ 398,961	\$ -
<b>TOTAL BALANCE (Subtract line 26 from 13)</b>		27	\$ 503,612	\$ (40,196)

\* Interest is negative due to market valuation entries during the end of the fiscal year 2021-22.



**M2 Expenditure Report**  
**Fiscal Year Ended June 30, 2022**  
**Streets and Roads Detailed Use of Funds**

Type of Expenditure	Line No.	MOE	Developer / Impact Fees <sup>1</sup>	O	O Interest	P	P Interest	Q	Q Interest	X	X Interest	Other M2 <sup>2</sup>	Other M2 Interest	Other*	TOTAL
<b>Indirect and/or Overhead</b>	1	\$ 137,071	\$ -	\$ -	\$ -	\$ -	\$ -	\$ -	\$ -	\$ -	\$ -	\$ -	\$ -	\$ -	\$ 137,071
<b>Construction &amp; Right-of-Way</b>															
New Street Construction	2	\$ -	\$ -	\$ -	\$ -	\$ -	\$ -	\$ -	\$ -	\$ -	\$ -	\$ -	\$ -	\$ -	\$ -
Street Reconstruction	3	\$ -	\$ -	\$ -	\$ -	\$ -	\$ -	\$ 394,688	\$ -	\$ -	\$ -	\$ -	\$ -	\$ -	\$ 394,688
Signals, Safety Devices, & Street Lights	4	\$ -	\$ -	\$ -	\$ -	\$ -	\$ -	\$ -	\$ -	\$ -	\$ -	\$ -	\$ -	\$ -	\$ -
Pedestrian Ways & Bikepaths	5	\$ -	\$ -	\$ -	\$ -	\$ -	\$ -	\$ -	\$ -	\$ -	\$ -	\$ -	\$ -	\$ -	\$ -
Storm Drains	6	\$ 7,931	\$ -	\$ -	\$ -	\$ -	\$ -	\$ -	\$ -	\$ -	\$ -	\$ -	\$ -	\$ -	\$ 7,931
Storm Damage	7	\$ -	\$ -	\$ -	\$ -	\$ -	\$ -	\$ -	\$ -	\$ -	\$ -	\$ -	\$ -	\$ -	\$ -
<b>Total Construction<sup>1</sup></b>	8	\$ 7,931	\$ -	\$ -	\$ -	\$ -	\$ -	\$ 394,688	\$ -	\$ -	\$ -	\$ -	\$ -	\$ -	\$ 402,619
Right of Way Acquisition	9	\$ -	\$ -	\$ -	\$ -	\$ -	\$ -	\$ -	\$ -	\$ -	\$ -	\$ -	\$ -	\$ -	\$ -
<b>Total Construction &amp; Right-of-Way</b>	10	\$ 7,931	\$ -	\$ -	\$ -	\$ -	\$ -	\$ 394,688	\$ -	\$ -	\$ -	\$ -	\$ -	\$ -	\$ 402,619
<b>Maintenance</b>															
Patching	11	\$ -	\$ -	\$ -	\$ -	\$ -	\$ -	\$ -	\$ -	\$ -	\$ -	\$ -	\$ -	\$ -	\$ -
Overlay & Sealing	12	\$ -	\$ -	\$ -	\$ -	\$ -	\$ -	\$ -	\$ -	\$ -	\$ -	\$ -	\$ -	\$ -	\$ -
Street Lights & Traffic Signals	13	\$ 416,118	\$ -	\$ -	\$ -	\$ -	\$ -	\$ -	\$ -	\$ -	\$ -	\$ -	\$ -	\$ -	\$ 416,118
Storm Damage	14	\$ -	\$ -	\$ -	\$ -	\$ -	\$ -	\$ -	\$ -	\$ -	\$ -	\$ -	\$ -	\$ -	\$ -
Other Street Purpose Maintenance	15	\$ 18,648	\$ -	\$ -	\$ -	\$ -	\$ -	\$ -	\$ -	\$ -	\$ -	\$ -	\$ -	\$ -	\$ 18,648
<b>Total Maintenance<sup>1</sup></b>	16	\$ 434,766	\$ -	\$ -	\$ -	\$ -	\$ -	\$ -	\$ -	\$ -	\$ -	\$ -	\$ -	\$ -	\$ 434,766
<b>Other - Senior Mobility Program</b>	17		\$ -	\$ -	\$ -	\$ -	\$ -	\$ -	\$ -	\$ -	\$ -	\$ 4,273	\$ -	\$ -	\$ 4,273
<b>GRAND TOTALS (Sum Lines 1, 10, 16, 17)</b>	18	\$ 579,768	\$ -	\$ -	\$ -	\$ -	\$ -	\$ 394,688	\$ -	\$ -	\$ -	\$ 4,273	\$ -	\$ -	\$ 978,729
<b>Finance Director Confirmation</b>	19	Any California State Constitution Article XIX streets and road eligible expenditure may be "counted" in local jurisdictions' calculation of MOE if the activity is supported (funded) by a local jurisdictions' discretionary funds (e.g. general fund). The California State Controller also provides useful information on Article XIX and the Streets and Highways Code eligible expenditures in its "Guidelines Relating to Gas Tax Expenditures for Cities and Counties". I have reviewed and am aware of these guidelines and their applicability in calculating and reporting on Maintenance of Effort expenditures.  Finance Director initial: <u>    <i>JB</i>    </u>													

<sup>1</sup> Includes direct charges for staff time  
<sup>2</sup> Other M2 includes A-M, R,S,T,U,V, and W  
 + Transportation related only  
 \* Please provide a specific description

Project	Description
A-M	Freeway Projects
O	Regional Capacity Program (RCP)
P	Regional Traffic Signal Synchronization Program (RTSSP)
Q	Local Fair Share
R	High Frequency Metrolink Service
S	Transit Extensions to Metrolink
T	Convert Metrolink Station(s) to Regional Gateways that connect Orange County with High-Speed Rail Systems
U	Senior Mobility Program or Senior Non-Emergency Medical Program
V	Community Based Transit/Circulators
W	Safe Transit Stops
X	Environmental Cleanup Program (Water Quality)



**M2 Expenditure Report**  
**Fiscal Year Ended June 30, 2022**

I hereby certify that:

All the information attached herein and included in schedules 1 through 4 is true and accurate to the best of my knowledge;

The interest earned on Net Revenues allocated pursuant to the Ordinance shall be expended only for those purposes for which the Net Revenues were allocated;

The City/County of Aliso Viejo is aware of the State Controller's "Guidelines Relating to Gas Tax Expenditures for Cities and Counties", which is a guide for determining MOE Expenditures for M2 Eligibility purposes;

The City/County's Expenditure Report is in compliance with direction provided in the State Controller's "Guidelines Relating to Gas Tax Expenditures for Cities and Counties;" and

The City/County of Aliso Viejo has expended in this fiscal year an amount of local discretionary funds for streets and roads purposes at least equal to one of the maintenance of effort requirements below<sup>10</sup>:

A) The City/County met the existing FY 2021-22 MOE benchmark dollar amount.

B) The City/County met a proportional MOE benchmark amount of FY 2021-22 General Funds Revenues that is at least equal to the percent listed in column C of Exhibit 2 in the M2 Eligibility Guidelines.<sup>13</sup>

Ann Eifert

Director of Finance (Print Name)

11/27/2012

Date

Ann Eifert

Signature

<sup>13</sup> An Actual General Fund Revenue excerpt from a jurisdiction's Annual Comprehensive Finance Report (ACFR) must be provided as backup documentation.

**RESOLUTION NO. 2022-33**

**A RESOLUTION OF THE CITY COUNCIL OF THE CITY OF ALISO VIEJO, CALIFORNIA, CONCERNING THE MEASURE M2 (M2) EXPENDITURE REPORT FOR THE CITY OF CITY OF ALISO VIEJO**

**WHEREAS**, local jurisdictions are required to meet eligibility requirements and submit eligibility verification packages to the Orange County Transportation Authority (OCTA) in order to remain eligible to receive M2 funds; and

**WHEREAS**, local jurisdictions are required to adopt an annual M2 Expenditure Report as part of one of the eligibility requirements; and

**WHEREAS**, local jurisdictions are required to account for Net Revenues, developer/traffic impact fees, and funds expended by local jurisdiction in the M2 Expenditure Report that satisfy the Maintenance of Effort requirements; and

**WHEREAS**, the M2 Expenditure Report shall include all Net Revenue fund balances, interest earned and expenditures identified by type and program or project; and

**WHEREAS**, the M2 Expenditure Report must be adopted and submitted to the OCTA each year within six months of the end of the local jurisdiction's fiscal year to be eligible to receive Net Revenues as part of M2.

**NOW, THEREFORE, BE IT RESOLVED THAT THE CITY COUNCIL FOR THE CITY OF ALISO VIEJO DOES HEREBY INFORM OCTA THAT:**

- a) The M2 Expenditure Report is in conformance with the template provided in the Measure M2 Eligibility Guidelines and accounts for Net Revenues including interest earned, expenditures during the fiscal year, and balances at the end of fiscal year.
- b) The M2 Expenditure Report is hereby adopted by the City of Aliso Viejo.
- c) The City of Aliso Viejo Director of Financial Services is hereby authorized to sign and submit the M2 Expenditure Report to OCTA for the fiscal year ending June 30, 2022.

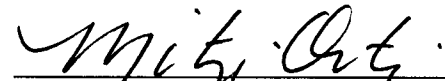
**PASSED, APPROVED AND ADOPTED** this 14th day of December, 2022.

  
\_\_\_\_\_  
Ross Chun  
Mayor

APPROVED AS TO FORM:

  
\_\_\_\_\_  
Scott C. Smith, City Attorney

ATTEST:

  
\_\_\_\_\_  
Mitzi Ortiz, MMC, City Clerk

STATE OF CALIFORNIA            )  
COUNTY OF ORANGE            ) ss.  
CITY OF ALISO VIEJO            )

I, MITZI ORTIZ, City Clerk of the City of Aliso Viejo, California, DO HEREBY CERTIFY that the foregoing is the original of Resolution No. 2022-33 duly passed and adopted by the City Council of the City of Aliso Viejo at their regular meeting held on the 14th day of December, 2022, by the following roll call vote, to wit:

AYES:            Mayor Chun, Mayor Pro Tem Hurt, Councilmembers Ackley, Duncan and Munzing

NOES:           None

ABSENT:       None

  
\_\_\_\_\_  
MITZI ORTIZ, MMC  
CITY CLERK

(SEAL)



# Orange County Transportation Authority

## M2 Fact Sheet

City of Anaheim

Fiscal Year Ended June 30, 2022

Council Action 12/14/2022

Signed Resolution Yes

Revised Final Report? No

	<u>Actual</u>	<u>Benchmark</u>
MOE Expenditures	\$11,898,146	\$11,725,957

Project	Beginning Balance A	Revenues Claimed B	Expenditures C	Ending Balance D	Verify A+B-C-D
M2 Fairshare	1,938,439	3,752,850	3,801,750	1,889,539	0
M2 Fairshare Interest	697,450	134,516	0	831,966	0
M2 CTFP (Project O)	-11,725,653	86,417	198,487	-11,837,723	0
M2 CTFP (Project O) Interest	0	0	0	0	0
Regional Traffic Signal Synchronization Program	-1,287,509	0	5,507	-1,293,016	0
Regional Traffic Signal Synchronization Program Interest	0	0	0	0	0
High Frequency Metrolink Service	-3,978	0	0	-3,978	0
High Frequency Metrolink Service Interest	0	0	0	0	0
Transit Extensions to Metrolink	-21,290	0	65,825	-87,115	0
Transit Extensions to Metrolink Interest	0	0	0	0	0
Metrolink Gateways (Project T)	0	0	0	0	0
Metrolink Gateways (Project T) Interest	0	0	0	0	0
SMP or Senior Non-Emergency Medical	293,390	310,663	0	604,053	0
SMP or Senior Non-Emergency Medical Interest	0	0	0	0	0
Community Based Transit/Circulators	0	0	0	0	0
Community Based Transit/Circulators Interest	0	0	0	0	0
Water Quality Program (Project X)	-615,928	531,296	19,291	-103,923	0
Water Quality Program (Project X) Interest	0	0	0	0	0
Other	4,210,222	0	0	4,210,222	0
Other Interest	0	0	0	0	0
<b>Grand Total</b>	<b>-6,514,855</b>	<b>4,815,741</b>	<b>4,090,860</b>	<b>-5,789,974</b>	<b>0</b>

**M2 Expenditure Report  
Fiscal Year Ended June 30, 2022  
Beginning and Ending Balances**

Description	Line No.	Amount	Interest
<b>Balances at Beginning of Fiscal Year</b>			
<b>A-M</b> Freeway Projects	1	\$ -	\$ -
<b>O</b> Regional Capacity Program (RCP)	2	\$ (11,216,504)	\$ -
<b>P</b> Regional Traffic Signal Synchronization Program (RTSSP)	3	\$ (1,284,420)	\$ -
<b>Q</b> Local Fair Share	4	\$ 1,966,204	\$ 697,450
<b>R</b> High Frequency Metrolink Service	5	\$ -	\$ -
<b>S</b> Transit Extensions to Metrolink	6	\$ (7,268)	\$ -
<b>T</b> Convert Metrolink Station(s) to Regional Gateways that connect Orange County with High-Speed Rail Systems	7	\$ -	\$ -
<b>U</b> Senior Mobility Program or Senior Non-Emergency Medical Program	8	\$ 346,803	\$ -
<b>V</b> Community Based Transit/Circulators	9	\$ -	\$ -
<b>W</b> Safe Transit Stops	10	\$ -	\$ -
<b>X</b> Environmental Cleanup Program (Water Quality)	11	\$ (420,481)	\$ -
Other*	12	\$ 4,210,223	\$ -
<b>Balances at Beginning of Fiscal Year</b>	13	\$ (6,405,444)	\$ 697,450
Monies Made Available During Fiscal Year	14	\$ 4,681,225	\$ 134,516
<b>Total Monies Available (Sum Lines 13 &amp; 14)</b>	15	\$ (1,724,219)	\$ 831,966
Expenditures During Fiscal Year	16	\$ 4,090,860	\$ -
<b>Balances at End of Fiscal Year</b>			
<b>A-M</b> Freeway Projects	17	\$ -	\$ -
<b>O</b> Regional Capacity Program (RCP)	18	\$ (11,328,575)	\$ -
<b>P</b> Regional Traffic Signal Synchronization Program (RTSSP)	19	\$ (1,289,927)	\$ -
<b>Q</b> Local Fair Share	20	\$ 1,917,304	\$ 831,966
<b>R</b> High Frequency Metrolink Service	21	\$ -	\$ -
<b>S</b> Transit Extensions to Metrolink	22	\$ (73,093)	\$ -
<b>T</b> Convert Metrolink Station(s) to Regional Gateways that connect Orange County with High-Speed Rail Systems	23	\$ -	\$ -
<b>U</b> Senior Mobility Program or Senior Non-Emergency Medical Program	24	\$ 657,466	\$ -
<b>V</b> Community Based Transit/Circulators	25	\$ -	\$ -
<b>W</b> Safe Transit Stops	26	\$ -	\$ -
<b>X</b> Environmental Cleanup Program (Water Quality)	27	\$ 91,524	\$ -
Other*	28	\$ 4,210,223	\$ -

\* Please provide a specific description  
Schedule 1- Line 28

Additional revenue for ARTIC land from local source & SLPP funds for project Brookhurst from Ball to Katella

Schedule 1- Line 2- True -up expenses by \$204,750 due to ineligible items. Ineligible expenses will be paid by City match

Schedule 1- Line 4- Funds posted to offset expenses posted incorrectly to Fairshare \$27,758.89

Schedule 1- Line 11- True-up expenses by \$42,112.53 due to ineligible items. Ineligible expenses will be paid by City match




**M2 Expenditure Report**  
**Fiscal Year Ended June 30, 2022**  
**Sources and Uses**

Description		Line No.	Amount	Interest
<b>Revenues:</b>				
<b>A-M</b>	Freeway Projects	1	\$ -	\$ -
<b>O</b>	Regional Capacity Program (RCP)	2	\$ 86,417	\$ -
<b>P</b>	Regional Traffic Signal Synchronization Program (RTSSP)	3	\$ -	\$ -
<b>Q</b>	Local Fair Share	4	\$ 3,752,850	\$ 134,516
<b>R</b>	High Frequency Metrolink Service	5	\$ -	\$ -
<b>S</b>	Transit Extensions to Metrolink	6	\$ -	\$ -
<b>T</b>	Convert Metrolink Station(s) to Regional Gateways that connect Orange County with High-Speed Rail Systems	7	\$ -	\$ -
<b>U</b>	Senior Mobility Program or Senior Non-Emergency Medical Program	8	\$ 310,663	\$ -
<b>V</b>	Community Based Transit/Circulators	9	\$ -	\$ -
<b>W</b>	Safe Transit Stops	10	\$ -	\$ -
<b>X</b>	Environmental Cleanup Program (Water Quality)	11	\$ 531,296	\$ -
	Other*	12	\$ -	\$ -
<b>TOTAL REVENUES (Sum lines 1 to 12)</b>		13	\$ 4,681,225	\$ 134,516
<b>Expenditures:</b>				
<b>A-M</b>	Freeway Projects	14	\$ -	\$ -
<b>O</b>	Regional Capacity Program (RCP)	15	\$ 198,487	\$ -
<b>P</b>	Regional Traffic Signal Synchronization Program (RTSSP)	16	\$ 5,507	\$ -
<b>Q</b>	Local Fair Share	17	\$ 3,801,750	\$ -
<b>R</b>	High Frequency Metrolink Service	18	\$ -	\$ -
<b>S</b>	Transit Extensions to Metrolink	19	\$ 65,825	\$ -
<b>T</b>	Convert Metrolink Station(s) to Regional Gateways that connect Orange County with High-Speed Rail Systems	20	\$ -	\$ -
<b>U</b>	Senior Mobility Program or Senior Non-Emergency Medical Program	21	\$ -	\$ -
<b>V</b>	Community Based Transit/Circulators	22	\$ -	\$ -
<b>W</b>	Safe Transit Stops	23	\$ -	\$ -
<b>X</b>	Environmental Cleanup Program (Water Quality)	24	\$ 19,291	\$ -
	Other*	25	\$ -	\$ -
<b>TOTAL EXPENDITURES (Sum lines 14 to 25)</b>		26	\$ 4,090,860	\$ -
<b>TOTAL BALANCE (Subtract line 26 from 13)</b>		27	\$ 590,365	\$ 134,516

\* Please provide a specific description

Schedule 2- Line 8 - SMP Jan - Feb payment \$53,393 was not posted to FY 2022 General ledger payment was posted to FY2023

**M2 Expenditure Report**  
**Fiscal Year Ended June 30, 2022**  
**Streets and Roads Detailed Use of Funds**

Type of Expenditure	Line No.	MOE	Developer / Impact Fees <sup>1</sup>	O	O Interest	P	P Interest	Q	Q Interest	X	X Interest	Other M2 <sup>2</sup>	Other M2 Interest	Other*	TOTAL
<b>Indirect and/or Overhead</b>	1	\$ 151,165	\$ -	\$ -	\$ -	\$ -	\$ -	\$ 189,960	\$ -	\$ -	\$ -	\$ -	\$ -	\$ -	\$ 341,125
<b>Construction &amp; Right-of-Way</b>															
New Street Construction	2	\$ -	\$ 113,239	\$ -	\$ 169,487	\$ -	\$ -	\$ 11,558	\$ -	\$ -	\$ -	\$ -	\$ -	\$ -	\$ 294,284
Street Reconstruction	3	\$ 1,608,638	\$ 691	\$ -	\$ -	\$ -	\$ -	\$ 3,600,232	\$ -	\$ -	\$ -	\$ -	\$ -	\$ -	\$ 5,209,561
Signals, Safety Devices, & Street Lights	4	\$ 1,709,240	\$ 566,177	\$ -	\$ -	\$ 5,507	\$ -	\$ -	\$ -	\$ -	\$ -	\$ -	\$ -	\$ -	\$ 2,280,925
Pedestrian Ways & Bikepaths	5	\$ -	\$ -	\$ -	\$ -	\$ -	\$ -	\$ -	\$ -	\$ -	\$ -	\$ -	\$ -	\$ -	\$ -
Storm Drains	6	\$ -	\$ -	\$ -	\$ -	\$ -	\$ -	\$ -	\$ -	\$ 19,291	\$ -	\$ -	\$ -	\$ -	\$ 19,291
Storm Damage	7	\$ -	\$ -	\$ -	\$ -	\$ -	\$ -	\$ -	\$ -	\$ -	\$ -	\$ -	\$ -	\$ -	\$ -
<b>Total Construction<sup>1</sup></b>	8	\$ 3,317,878	\$ 680,107	\$ -	\$ 169,487	\$ 5,507	\$ -	\$ 3,611,790	\$ -	\$ 19,291	\$ -	\$ -	\$ -	\$ -	\$ 7,804,060
Right of Way Acquisition	9	\$ -	\$ -	\$ -	\$ 29,000	\$ -	\$ -	\$ -	\$ -	\$ -	\$ -	\$ -	\$ -	\$ -	\$ 29,000
<b>Total Construction &amp; Right-of-Way</b>	10	\$ 3,317,878	\$ 680,107	\$ -	\$ 198,487	\$ 5,507	\$ -	\$ 3,611,790	\$ -	\$ 19,291	\$ -	\$ -	\$ -	\$ -	\$ 7,833,060
<b>Maintenance</b>															
Patching	11	\$ -	\$ -	\$ -	\$ -	\$ -	\$ -	\$ -	\$ -	\$ -	\$ -	\$ -	\$ -	\$ -	\$ -
Overlay & Sealing	12	\$ -	\$ -	\$ -	\$ -	\$ -	\$ -	\$ -	\$ -	\$ -	\$ -	\$ -	\$ -	\$ -	\$ -
Street Lights & Traffic Signals	13	\$ 4,765,501	\$ -	\$ -	\$ -	\$ -	\$ -	\$ -	\$ -	\$ -	\$ -	\$ -	\$ -	\$ -	\$ 4,765,501
Storm Damage	14	\$ -	\$ -	\$ -	\$ -	\$ -	\$ -	\$ -	\$ -	\$ -	\$ -	\$ -	\$ -	\$ -	\$ -
Other Street Purpose Maintenance	15	\$ 3,663,602	\$ -	\$ -	\$ -	\$ -	\$ -	\$ -	\$ -	\$ -	\$ -	\$ -	\$ -	\$ -	\$ 3,663,602
<b>Total Maintenance<sup>1</sup></b>	16	\$ 8,429,103	\$ -	\$ -	\$ -	\$ -	\$ -	\$ -	\$ -	\$ -	\$ -	\$ -	\$ -	\$ -	\$ 8,429,103
<b>Other</b>	17		\$ 194,521	\$ -	\$ -	\$ -	\$ -	\$ -	\$ -	\$ -	\$ -	\$ 65,825	\$ -	\$ -	\$ 260,346
<b>GRAND TOTALS (Sum Lines 1, 10, 16, 17)</b>	18	\$ 11,898,146	\$ 874,627	\$ -	\$ 198,487	\$ 5,507	\$ -	\$ 3,801,750	\$ -	\$ 19,291	\$ -	\$ 65,825	\$ -	\$ -	\$ 16,863,633
<b>Finance Director Confirmation</b>	19	Any California State Constitution Article XIX streets and road eligible expenditure may be "counted" in local jurisdictions' calculation of MOE if the activity is supported (funded) by a local jurisdictions' discretionary funds (e.g. general fund). The California State Controller also provides useful information on Article XIX and the Streets and Highways Code eligible expenditures in its "Guidelines Relating to Gas Tax Expenditures for Cities and Counties". I have reviewed and am aware of these guidelines and their applicability in calculating and reporting on Maintenance of Effort expenditures.  Finance Director initial: 													

<sup>1</sup> Includes direct charges for staff time  
<sup>2</sup> Other M2 includes A-M, R,S,T,U,V, and W  
 + Transportation related only  
 \* Please provide a specific description

Other M2: \_\_\_\_\_  
 Project V 65,825

**Legend**

Project	Description
A-M	Freeway Projects
O	Regional Capacity Program (RCP)
P	Regional Traffic Signal Synchronization Program (RTSSP)
Q	Local Fair Share
R	High Frequency Metrolink Service
S	Transit Extensions to Metrolink
T	Convert Metrolink Station(s) to Regional Gateways that connect Orange County with High-Speed Rail Systems
U	Senior Mobility Program or Senior Non-Emergency Medical Program
V	Community Based Transit/Circulators
W	Safe Transit Stops
X	Environmental Cleanup Program (Water Quality)



**M2 Expenditure Report  
Fiscal Year Ended June 30, 2022**

I hereby certify that:

All the information attached herein and included in schedules 1 through 4 is true and accurate to the best of my knowledge;

The interest earned on Net Revenues allocated pursuant to the Ordinance shall be expended only for those purposes for which the Net Revenues were allocated;

The City/County of Anaheim is aware of the State Controller's "Guidelines Relating to Gas Tax Expenditures for Cities and Counties", which is a guide for determining MOE Expenditures for M2 Eligibility purposes;

The City/County's Expenditure Report is in compliance with direction provided in the State Controller's "Guidelines Relating to Gas Tax Expenditures for Cities and Counties;" and


The City/County of Anaheim has expended in this fiscal year an amount of local discretionary funds for streets and roads purposes at least equal to one of the maintenance of effort requirements below<sup>10</sup>:

A) The City/County met the existing FY 2021-22 MOE benchmark dollar amount.

B) The City/County met a proportional MOE benchmark amount of FY 2021-22 General Funds Revenues that is at least equal to the percent listed in column C of Exhibit 2 in the M2 Eligibility Guidelines.<sup>13</sup>

Deborah A. Moreno  
Director of Finance (Print Name)

12/20/2022  
Date

  
Signature

<sup>13</sup> An Actual General Fund Revenue excerpt from a jurisdiction's Annual Comprehensive Finance Report (ACFR) must be provided as backup documentation.

RESOLUTION NO. 2022- 132

A RESOLUTION OF THE CITY COUNCIL OF THE CITY OF ANAHEIM ADOPTING THE MEASURE M2 EXPENDITURE REPORT AND AUTHORIZING THE CITY OF ANAHEIM FINANCE DIRECTOR TO SIGN AND SUBMIT THE EXPENDITURE REPORT TO THE ORANGE COUNTY TRANSPORTATION AUTHORITY ON BEHALF OF THE CITY OF ANAHEIM.

WHEREAS, Orange County Transportation Authority (“OCTA”) Local Transportation Authority Ordinance No. 3, requires local jurisdictions to meet eligibility requirements and submit eligibility verification packages to OCTA in order to remain eligible to receive M2 funds.

WHEREAS, local jurisdictions are required to adopt an annual M2 Expenditure Report as part of one of the eligibility requirements.

WHEREAS, local jurisdictions are required to account for Net Revenues, developer/traffic impact fees, and funds expended by local jurisdiction in the Expenditure Report that satisfy the Maintenance of Effort requirements; and

WHEREAS, the Expenditure Report shall include all Net Revenue fund balances, interest earned and expenditures identified by type and program or project; and

WHEREAS, the Expenditure Report must be adopted and submitted to OCTA each year within six months of the end of the local jurisdiction’s fiscal year to be eligible to receive Net Revenues as part of M2.

NOW, THEREFORE, BE IT RESOLVED by the City Council of the City of Anaheim that:

a) The M2 Expenditure Report is in conformance with the template provided in the Measure M2 Eligibility Guidelines and accounts for Net Revenues including interest earned, expenditures during the fiscal year and balances at the end of fiscal year.

b) The M2 Expenditure Report is hereby adopted by the City of Anaheim.

c) The City of Anaheim Finance Director is hereby authorized and directed to sign and submit the M2 Expenditure Report to OCTA on behalf of the City of Anaheim for the fiscal year ending June 30, 2022.

THE FOREGOING RESOLUTION is approved and adopted by the City Council of the City of Anaheim this 15th day of November, 2022, by the following roll call vote:

AYES: Mayor Pro Tem O'Neil and Council Members Diaz, Ma'ae, Moreno, Valencia and Faessel

NOES: None

ABSENT: None

ABSTAIN: None  
[Mayoral vacancy]

CITY OF ANAHEIM

  
\_\_\_\_\_  
MAYOR PRO TEM OF THE CITY OF ANAHEIM

ATTEST:

  
\_\_\_\_\_  
CITY CLERK OF THE CITY OF ANAHEIM

CLERK'S CERTIFICATE

STATE OF CALIFORNIA )  
COUNTY OF ORANGE ) ss.  
CITY OF ANAHEIM )

I, THERESA BASS, City Clerk of the City of Anaheim, do hereby certify that the foregoing is the original Resolution No. 2022-132 adopted at a regular meeting provided by law, of the Anaheim City Council held on the 15<sup>th</sup> day of November, 2022 by the following vote of the members thereof:

AYES: Mayor Pro Tem O'Neil and Council Members Diaz, Ma'ae, Moreno, Valencia and Faessel

NOES: None

ABSTAIN: None


ABSENT: None  
[Mayoral vacancy]

IN WITNESS WHEREOF, I have hereunto set my hand this 16<sup>th</sup> day of November, 2022.



CITY CLERK OF THE CITY OF ANAHEIM

(SEAL)

Karla Ocegueda  
Deputy City Clerk for the City of Anaheim, California, do hereby certify that this is a true and correct copy of the original RES-2022-132 on file in the Office of the City Clerk, adopted by the Anaheim City Council on 11/16/2022  
  
Deputy City Clerk  
City of Anaheim  
Anaheim CA



**Orange County Transportation Authority**

**M2 Fact Sheet**

**City of Brea**

**Fiscal Year Ended June 30, 2022**

**Council Action** 12/6/2022

**Signed Resolution** Yes

**Revised Final Report?** No

	<u>Actual</u>	<u>Benchmark</u>
<b>MOE Expenditures</b>	\$1,367,404	\$838,243

<b>Project</b>	<b>Beginning Balance A</b>	<b>Revenues Claimed B</b>	<b>Expenditures C</b>	<b>Ending Balance D</b>	<b>Verify A+B-C-D</b>
M2 Fairshare	1,281,913	1,205,653	1,312,944	1,174,622	0
M2 Fairshare Interest	180,263	19,686	0	199,949	0
M2 CTFP (Project O)	1,455,417	0	1,561,776	-106,359	0
M2 CTFP (Project O) Interest	103,116	55,596	0	158,712	0
Regional Traffic Signal Synchronization Program	-25,087	0	38,186	-63,273	0
Regional Traffic Signal Synchronization Program Interest	0	0	0	0	0
SMP or Senior Non-Emergency Medical	56,044	57,147	52,010	61,181	0
SMP or Senior Non-Emergency Medical Interest	1,147	730	0	1,877	0
Water Quality Program (Project X)	0	0	0	0	0
Water Quality Program (Project X) Interest	0	0	0	0	0
<b>Grand Total</b>	<b>3,052,812</b>	<b>1,338,812</b>	<b>2,964,916</b>	<b>1,426,708</b>	<b>0</b>



**M2 Expenditure Report**  
**Fiscal Year Ended June 30, 2022**  
**Beginning and Ending Balances**

Description		Line No.	Amount	Interest
<b>Balances at Beginning of Fiscal Year</b>				
<b>A-M</b>	Freeway Projects	1	\$ -	\$ -
<b>O</b>	Regional Capacity Program (RCP)	2	\$ 1,455,415.00	\$ 103,116
<b>P</b>	Regional Traffic Signal Synchronization Program (RTSSP)	3	\$ (22,092.00)	\$ -
<b>Q</b>	Local Fair Share	4	\$ 1,281,914.00	\$ 180,263
<b>R</b>	High Frequency Metrolink Service	5	\$ -	\$ -
<b>S</b>	Transit Extensions to Metrolink	6	\$ -	\$ -
<b>T</b>	Convert Metrolink Station(s) to Regional Gateways that connect Orange County with High-Speed Rail Systems	7	\$ -	\$ -
<b>U</b>	Senior Mobility Program or Senior Non-Emergency Medical Program	8	\$ 56,045.00	\$ 1,147
<b>V</b>	Community Based Transit/Circulators	9	\$ -	\$ -
<b>W</b>	Safe Transit Stops	10	\$ -	\$ -
<b>X</b>	Environmental Cleanup Program (Water Quality)	11	\$ -	\$ -
	Other*	12	\$ -	\$ -
<b>Balances at Beginning of Fiscal Year</b>		13	\$ 2,771,282.00	\$ 284,526
	Monies Made Available During Fiscal Year	14	\$ 1,262,799.55	\$ 76,012
<b>Total Monies Available (Sum Lines 13 &amp; 14)</b>		15	\$ 4,034,081.55	\$ 360,538
	Expenditures During Fiscal Year	16	\$ 2,964,916.23	\$ -
<b>Balances at End of Fiscal Year</b>				
<b>A-M</b>	Freeway Projects	17	\$ -	\$ -
<b>O</b>	Regional Capacity Program (RCP)	18	\$ (106,361.32)	\$ 158,712
<b>P</b>	Regional Traffic Signal Synchronization Program (RTSSP)	19	\$ (60,278.08)	\$ -
<b>Q</b>	Local Fair Share	20	\$ 1,174,623.04	\$ 199,949
<b>R</b>	High Frequency Metrolink Service	21	\$ -	\$ -
<b>S</b>	Transit Extensions to Metrolink	22	\$ -	\$ -
<b>T</b>	Convert Metrolink Station(s) to Regional Gateways that connect Orange County with High-Speed Rail Systems	23	\$ -	\$ -
<b>U</b>	Senior Mobility Program or Senior Non-Emergency Medical Program	24	\$ 61,181.68	\$ 1,877
<b>V</b>	Community Based Transit/Circulators	25	\$ -	\$ -
<b>W</b>	Safe Transit Stops	26	\$ -	\$ -
<b>X</b>	Environmental Cleanup Program (Water Quality)	27	\$ -	\$ -
	Other*	28	\$ -	\$ -


\* Please provide a specific description

**M2 Expenditure Report**  
**Fiscal Year Ended June 30, 2022**  
**Sources and Uses**

Description		Line No.	Amount	Interest
<b>Revenues:</b>				
<b>A-M</b>	Freeway Projects	1	\$ -	\$ -
<b>O</b>	Regional Capacity Program (RCP)	2	\$ -	\$ 55,596
<b>P</b>	Regional Traffic Signal Synchronization Program (RTSSP)	3	\$ -	\$ -
<b>Q</b>	Local Fair Share	4	\$ 1,205,653	\$ 19,686
<b>R</b>	High Frequency Metrolink Service	5	\$ -	\$ -
<b>S</b>	Transit Extensions to Metrolink	6	\$ -	\$ -
<b>T</b>	Convert Metrolink Station(s) to Regional Gateways that connect Orange County with High-Speed Rail Systems	7	\$ -	\$ -
<b>U</b>	Senior Mobility Program or Senior Non-Emergency Medical Program	8	\$ 57,147	\$ 730
<b>V</b>	Community Based Transit/Circulators	9	\$ -	\$ -
<b>W</b>	Safe Transit Stops	10	\$ -	\$ -
<b>X</b>	Environmental Cleanup Program (Water Quality)	11	\$ -	\$ -
	Other*	12	\$ -	\$ -
<b>TOTAL REVENUES (Sum lines 1 to 12)</b>		13	\$ 1,262,800	\$ 76,012
<b>Expenditures:</b>				
<b>A-M</b>	Freeway Projects	14	\$ -	\$ -
<b>O</b>	Regional Capacity Program (RCP)	15	\$ 1,561,776	\$ -
<b>P</b>	Regional Traffic Signal Synchronization Program (RTSSP)	16	\$ 38,186	\$ -
<b>Q</b>	Local Fair Share	17	\$ 1,312,944	\$ -
<b>R</b>	High Frequency Metrolink Service	18	\$ -	\$ -
<b>S</b>	Transit Extensions to Metrolink	19	\$ -	\$ -
<b>T</b>	Convert Metrolink Station(s) to Regional Gateways that connect Orange County with High-Speed Rail Systems	20	\$ -	\$ -
<b>U</b>	Senior Mobility Program or Senior Non-Emergency Medical Program	21	\$ 52,010	\$ -
<b>V</b>	Community Based Transit/Circulators	22	\$ -	\$ -
<b>W</b>	Safe Transit Stops	23	\$ -	\$ -
<b>X</b>	Environmental Cleanup Program (Water Quality)	24	\$ -	\$ -
	Other*	25	\$ -	\$ -
<b>TOTAL EXPENDITURES (Sum lines 14 to 25)</b>		26	\$ 2,964,916	\$ -
<b>TOTAL BALANCE (Subtract line 26 from 13)</b>		27	\$ (1,702,117)	\$ 76,012

\* Please provide a specific description

**M2 Expenditure Report**  
**Fiscal Year Ended June 30, 2022**  
**Streets and Roads Detailed Use of Funds**

Type of Expenditure	Line No.	MOE	Developer / Impact Fees*	O	O Interest	P	P Interest	Q	Q Interest	X	X Interest	Other M2 <sup>2</sup>	Other M2 Interest	Other*	TOTAL
<b>Indirect and/or Overhead</b>	1	\$ -	\$ 67,364	\$ 65,053	\$ -	\$ 3,161	\$ -	\$ 34,085	\$ -	\$ -	\$ -	\$ -	\$ -	\$ -	\$ 169,664
<b>Construction &amp; Right-of-Way</b>															
New Street Construction	2	\$ -	\$ -	\$ -	\$ -	\$ -	\$ -	\$ -	\$ -	\$ -	\$ -	\$ -	\$ -	\$ -	\$ -
Street Reconstruction	3	\$ -	\$ 202,020	\$ 1,496,723	\$ -	\$ -	\$ -	\$ 345,038	\$ -	\$ -	\$ -	\$ -	\$ -	\$ -	\$ 2,043,781
Signals, Safety Devices, & Street Lights	4	\$ -	\$ -	\$ -	\$ -	\$ 35,025	\$ -	\$ 933,820	\$ -	\$ -	\$ -	\$ -	\$ -	\$ -	\$ 968,845
Pedestrian Ways & Bikepaths	5	\$ -	\$ -	\$ -	\$ -	\$ -	\$ -	\$ -	\$ -	\$ -	\$ -	\$ -	\$ -	\$ -	\$ -
Storm Drains	6	\$ -	\$ -	\$ -	\$ -	\$ -	\$ -	\$ -	\$ -	\$ -	\$ -	\$ -	\$ -	\$ -	\$ -
Storm Damage	7	\$ -	\$ -	\$ -	\$ -	\$ -	\$ -	\$ -	\$ -	\$ -	\$ -	\$ -	\$ -	\$ -	\$ -
<b>Total Construction<sup>1</sup></b>	8	\$ -	\$ -	\$ -	\$ -	\$ -	\$ -	\$ -	\$ -	\$ -	\$ -	\$ -	\$ -	\$ -	\$ -
Right of Way Acquisition	9	\$ -	\$ -	\$ -	\$ -	\$ -	\$ -	\$ -	\$ -	\$ -	\$ -	\$ -	\$ -	\$ -	\$ -
<b>Total Construction &amp; Right-of-Way</b>	10	\$ -	\$ 202,020	\$ 1,496,723	\$ -	\$ 35,025	\$ -	\$ 1,278,859	\$ -	\$ -	\$ -	\$ -	\$ -	\$ -	\$ 3,012,626
<b>Maintenance</b>															
Patching	11	\$ -	\$ -	\$ -	\$ -	\$ -	\$ -	\$ -	\$ -	\$ -	\$ -	\$ -	\$ -	\$ -	\$ -
Overlay & Sealing	12	\$ -	\$ -	\$ -	\$ -	\$ -	\$ -	\$ -	\$ -	\$ -	\$ -	\$ -	\$ -	\$ -	\$ -
Street Lights & Traffic Signals	13	\$ -	\$ -	\$ -	\$ -	\$ -	\$ -	\$ -	\$ -	\$ -	\$ -	\$ -	\$ -	\$ -	\$ -
Storm Damage	14	\$ -	\$ -	\$ -	\$ -	\$ -	\$ -	\$ -	\$ -	\$ -	\$ -	\$ -	\$ -	\$ -	\$ -
Other Street Purpose Maintenance	15	\$ 1,367,404	\$ -	\$ -	\$ -	\$ -	\$ -	\$ -	\$ -	\$ -	\$ -	\$ -	\$ -	\$ -	\$ 1,367,404
<b>Total Maintenance<sup>1</sup></b>	16	\$ 1,367,404	\$ -	\$ -	\$ -	\$ -	\$ -	\$ -	\$ -	\$ -	\$ -	\$ -	\$ -	\$ -	\$ 1,367,404
<b>Other</b>	17	\$ -	\$ -	\$ -	\$ -	\$ -	\$ -	\$ -	\$ -	\$ -	\$ -	\$ 52,010	\$ -	\$ -	\$ 52,010
<b>GRAND TOTALS (Sum Lines 1, 10, 16, 17)</b>	18	\$ 1,367,404	\$ 269,384	\$ 1,561,776	\$ -	\$ 38,186	\$ -	\$ 1,312,944	\$ -	\$ -	\$ -	\$ 52,010	\$ -	\$ -	\$ 4,601,704
<b>Finance Director Confirmation</b>	19	Any California State Constitution Article XIX streets and road eligible expenditure may be "counted" in local jurisdictions' calculation of MOE if the activity is supported (funded) by a local jurisdictions' discretionary funds (e.g. general fund). The California State Controller also provides useful information on Article XIX and the Streets and Highways Code eligible expenditures in its "Guidelines Relating to Gas Tax Expenditures for Cities and Counties". I have reviewed and am aware of these guidelines and their applicability in calculating and reporting on Maintenance of Effort expenditures.  Finance Director initial: 													

<sup>1</sup> Includes direct charges for staff time  
<sup>2</sup> Other M2 includes A-M, R,S,T,U,V, and W  
 + Transportation related only  
 \* Please provide a specific description

**Legend**

Project	Description
A-M	Freeway Projects
O	Regional Capacity Program (RCP)
P	Regional Traffic Signal Synchronization Program (RTSSP)
Q	Local Fair Share
R	High Frequency Metrolink Service
S	Transit Extensions to Metrolink
T	Convert Metrolink Station(s) to Regional Gateways that connect Orange County with High-Speed Rail Systems
U	Senior Mobility Program or Senior Non-Emergency Medical Program
V	Community Based Transit/Circulators
W	Safe Transit Stops
X	Environmental Cleanup Program (Water Quality)

**M2 Expenditure Report**  
**Fiscal Year Ended June 30, 2022**  
**Local Fair Share Project List**

PROJECT NAME	AMOUNT EXPENDED
Administrative	\$ 34,085.23
Traffic Signal Controller Upgrades - 7218	\$ 2,630.40
Citywide Slurry Seal Program - 7312	\$ 198,493.47
Country Hills Pavement & Water - 7322	\$ 731,070.62
Country Lane Street Rehabilitation - 7323	\$ 3,626.30
Pleasant Hills - 7457	\$ 26,172.05
S. Brea Water Mains - 7466	\$ 316,235.77
Regulatory Sign Replace - 7702	\$ 630.00
	\$ 1,312,943.84

**M2 Expenditure Report  
Fiscal Year Ended June 30, 2022**

I hereby certify that:


- All the information attached herein and included in schedules 1 through 4 is true and accurate to the best of my knowledge;
- The interest earned on Net Revenues allocated pursuant to the Ordinance shall be expended only for those purposes for which the Net Revenues were allocated;
- The City of Brea is aware of the State Controller's "Guidelines Relating to Gas Tax Expenditures for Cities and Counties", which is a guide for determining MOE Expenditures for M2 Eligibility purposes;
- The City's Expenditure Report is in compliance with direction provided in the State Controller's "Guidelines Relating to Gas Tax Expenditures for Cities and Counties;" and
- The City of Brea has expended in this fiscal year an amount of local discretionary funds for streets and roads purposes at least equal to one of the maintenance of effort requirements below<sup>10</sup>:

A) The City/County met the existing FY 2021-22 MOE benchmark dollar amount.

B) The City/County met a proportional MOE benchmark amount of FY 2021-22 General Funds Revenues that is at least equal to the percent listed in column C of Exhibit 2 in the M2 Eligibility Guidelines.<sup>13</sup>

Monica Lo, Deputy Director of Administrative Services  
for Director of Administrative Services (Print Name)

11/23/2022  
Date

  
\_\_\_\_\_  
Signature

<sup>13</sup> An Actual General Fund Revenue excerpt from a jurisdiction's Annual Comprehensive Finance Report (ACFR) must be provided as backup documentation.

**RESOLUTION NO. 2022-079**

**A RESOLUTION OF THE CITY COUNCIL OF THE CITY OF BREA, CONCERNING THE MEASURE M2 (M2) EXPENDITURE REPORT FOR THE CITY OF BREA**

**A. RECITALS:**

(i) Whereas, local jurisdictions are required to meet eligibility requirements and submit eligibility verification packages to the Orange County Transportation Authority (OCTA) in order to remain eligible to receive M2 funds; and

(ii) Whereas, local jurisdictions are required to adopt an annual M2 Expenditure Report as part of one of the eligibility requirements; and

(iii) Whereas, local jurisdictions are required to account for Net Revenues, developer/traffic impact fees, and funds expended by local jurisdiction in the M2 Expenditure Report that satisfy the Maintenance of Effort requirements; and

(iv) Whereas, the M2 Expenditure Report shall include all Net Revenue fund balances, interest earned and expenditures identified by type and program or project; and

(v) Whereas, the M2 Expenditure Report must be adopted and submitted to the OCTA each year within six months of the end of the local jurisdiction's fiscal year to be eligible to receive Net Revenues as part of M2.

**B. RESOLUTION:**

**NOW, THEREFORE, BE IT RESOLVED** that the City Council of the City of Brea does hereby inform OCTA that:


- a) The M2 Expenditure Report is in conformance with the template provided in the Measure M2 Eligibility Guidelines and accounts for Net Revenues including interest earned, expenditures during the fiscal year, and balances at the end of


**RESO NO. 2022-079**  
December 6, 2022


fiscal year.

- b) The M2 Expenditure Report is hereby adopted by the City of Brea.
- c) The City of Brea Administrative Services Director is hereby authorized to sign and submit the M2 Expenditure Report to OCTA for the fiscal year ending June 30, 2022

**PASSED, APPROVED AND ADOPTED** this 6th day of December 2022.


  
\_\_\_\_\_  
Marty Simonoff, Mayor



ATTEST:   
\_\_\_\_\_  
Lillian Harris-Neal, City Clerk

I, Lillian Harris-Neal, City Clerk of the City of Brea, do hereby certify that the foregoing Resolution was adopted at a regular meeting of the City Council of the City of Brea held on the 6th day of December 2022, by the following vote:

AYES: COUNCILMEMBERS: Simonoff, Marick, Hupp Stewart, Vargas  
NOES: COUNCILMEMBERS: None.  
ABSENT: COUNCILMEMBERS: None.  
ABSTAINED: COUNCILMEMBERS: None.

Dated: 12/14/2022  
  
\_\_\_\_\_  
Lillian Harris-Neal, City Clerk

**RESO NO. 2022-079**  
December 6, 2022



**Orange County Transportation Authority**

**M2 Fact Sheet**

**City of Buena Park**

**Fiscal Year Ended June 30, 2022**

Council Action 11/15/2022

Signed Resolution Yes

Revised Final Report? No

	<u>Actual</u>	<u>Benchmark</u>
MOE Expenditures	\$4,992,026	\$4,184,754

Project	Beginning Balance A	Revenues Claimed B	Expenditures C	Ending Balance D	Verify A+B-C-D
M2 Fairshare	1,465,722	1,901,282	1,069,182	2,297,821	0
M2 Fairshare Interest	0	14,025	14,025	0	0
M2 CTFP (Project O)	370	0	0	370	0
M2 CTFP (Project O) Interest	0	0	0	0	0
Regional Traffic Signal Synchronization Program	-38,062	0	0	-38,062	0
Regional Traffic Signal Synchronization Program Inte	0	0	0	0	0
SMP or Senior Non-Emergency Medical	1	97,818	53,234	44,585	0
SMP or Senior Non-Emergency Medical Interest	0	127	127	0	0
Other	0	4,194	4,194	0	0
Other Interest	0	0	0	0	0
<b>Grand Total</b>	<b>1,428,031</b>	<b>2,017,446</b>	<b>1,140,763</b>	<b>2,304,714</b>	<b>0</b>



**M2 Expenditure Report**  
**Fiscal Year Ended June 30, 2022**  
**Beginning and Ending Balances**

Description		Line No.	Amount	Interest
<b>Balances at Beginning of Fiscal Year</b>				
<b>A-M</b>	Freeway Projects	1	\$ -	\$ -
<b>O</b>	Regional Capacity Program (RCP)	2	\$ -	\$ -
<b>P</b>	Regional Traffic Signal Synchronization Program (RTSSP) <b>(1)</b>	3	\$ (38,016.00)	\$ -
<b>Q</b>	Local Fair Share	4	\$ 1,465,720.82	\$ -
<b>R</b>	High Frequency Metrolink Service	5	\$ -	\$ -
<b>S</b>	Transit Extensions to Metrolink	6	\$ -	\$ -
<b>T</b>	Convert Metrolink Station(s) to Regional Gateways that connect Orange County with High-Speed Rail Systems	7	\$ -	\$ -
<b>U</b>	Senior Mobility Program or Senior Non-Emergency Medical Program	8	\$ -	\$ -
<b>V</b>	Community Based Transit/Circulators	9	\$ -	\$ -
<b>W</b>	Safe Transit Stops	10	\$ -	\$ -
<b>X</b>	Environmental Cleanup Program (Water Quality)	11	\$ -	\$ -
	Other*	12	\$ -	\$ -
<b>Balances at Beginning of Fiscal Year</b>		13	\$ 1,427,704.82	\$ -
	Monies Made Available During Fiscal Year	14	\$ 2,003,293.16	\$ 14,153
<b>Total Monies Available (Sum Lines 13 &amp; 14)</b>		15	\$ 3,430,997.98	\$ 14,153
	Expenditures During Fiscal Year	16	\$ 1,126,609.59	\$ 14,153
<b>Balances at End of Fiscal Year</b>				
<b>A-M</b>	Freeway Projects	17	\$ -	\$ -
<b>O</b>	Regional Capacity Program (RCP)	18	\$ -	\$ -
<b>P</b>	Regional Traffic Signal Synchronization Program (RTSSP)	19	\$ (38,016.00)	\$ -
<b>Q</b>	Local Fair Share	20	\$ 2,297,820.24	\$ -
<b>R</b>	High Frequency Metrolink Service	21	\$ -	\$ -
<b>S</b>	Transit Extensions to Metrolink	22	\$ -	\$ -
<b>T</b>	Convert Metrolink Station(s) to Regional Gateways that connect Orange County with High-Speed Rail Systems	23	\$ -	\$ -
<b>U</b>	Senior Mobility Program or Senior Non-Emergency Medical Program	24	\$ 44,584.15	\$ -
<b>V</b>	Community Based Transit/Circulators	25	\$ -	\$ -
<b>W</b>	Safe Transit Stops	26	\$ -	\$ -
<b>X</b>	Environmental Cleanup Program (Water Quality)	27	\$ -	\$ -
	Other*	28	\$ -	\$ -

\* Please provide a specific description

**(1)** RTSSP Reimbursable OCTA grant for the "Artesia Signal Synch Project". The beginning balance was adjusted to (\$38,016) from (48,500.55) due to an adjustment in the final amount that OCTA agreed to reimburse the City for the project.


**M2 Expenditure Report**  
**Fiscal Year Ended June 30, 2022**  
**Sources and Uses**

Description		Line No.	Amount	Interest
<b>Revenues:</b>				
<b>A-M</b>	Freeway Projects	1	\$ -	\$ -
<b>O</b>	Regional Capacity Program (RCP)	2	\$ -	\$ -
<b>P</b>	Regional Traffic Signal Synchronization Program (RTSSP)	3	\$ -	\$ -
<b>Q</b>	Local Fair Share	4	\$ 1,901,282	\$ 14,025
<b>R</b>	High Frequency Metrolink Service	5	\$ -	\$ -
<b>S</b>	Transit Extensions to Metrolink	6	\$ -	\$ -
<b>T</b>	Convert Metrolink Station(s) to Regional Gateways that connect Orange County with High-Speed Rail Systems	7	\$ -	\$ -
<b>U</b>	Senior Mobility Program or Senior Non-Emergency Medical Program	8	\$ 97,818	\$ 127
<b>V</b>	Community Based Transit/Circulators	9	\$ -	\$ -
<b>W</b>	Safe Transit Stops	10	\$ -	\$ -
<b>X</b>	Environmental Cleanup Program (Water Quality)	11	\$ -	\$ -
	Other* (1)	12	\$ 4,194	\$ -
<b>TOTAL REVENUES (Sum lines 1 to 12)</b>		13	\$ 2,003,293	\$ 14,153
<b>Expenditures:</b>				
<b>A-M</b>	Freeway Projects	14	\$ -	\$ -
<b>O</b>	Regional Capacity Program (RCP)	15	\$ -	\$ -
<b>P</b>	Regional Traffic Signal Synchronization Program (RTSSP)	16	\$ -	\$ -
<b>Q</b>	Local Fair Share	17	\$ 1,069,182	\$ 14,025
<b>R</b>	High Frequency Metrolink Service	18	\$ -	\$ -
<b>S</b>	Transit Extensions to Metrolink	19	\$ -	\$ -
<b>T</b>	Convert Metrolink Station(s) to Regional Gateways that connect Orange County with High-Speed Rail Systems	20	\$ -	\$ -
<b>U</b>	Senior Mobility Program or Senior Non-Emergency Medical Program	21	\$ 53,234	\$ 127
<b>V</b>	Community Based Transit/Circulators	22	\$ -	\$ -
<b>W</b>	Safe Transit Stops	23	\$ -	\$ -
<b>X</b>	Environmental Cleanup Program (Water Quality)	24	\$ -	\$ -
	Other* (1)	25	\$ 4,194	\$ -
<b>TOTAL EXPENDITURES (Sum lines 14 to 25)</b>		26	\$ 1,126,610	\$ 14,153
<b>TOTAL BALANCE (Subtract line 26 from 13)</b>		27	\$ 876,684	\$ -

\* Please provide a specific description

(1) American Rescue Plan Act (ARPA) Payroll Tax Credits

**M2 Expenditure Report**  
**Fiscal Year Ended June 30, 2022**  
**Streets and Roads Detailed Use of Funds**

Type of Expenditure	Line No.	MOE	Developer / Impact Fees <sup>+</sup>	O	O Interest	P	P Interest	Q	Q Interest	X	X Interest	Other M2 <sup>2</sup>	Other M2 Interest	Other*	TOTAL
<b>Indirect and/or Overhead</b>	1	\$ 1,353,705.65	\$ -	\$ -	\$ -	\$ -	\$ -	\$ 478,637.85	\$ 6,278.70	\$ -	\$ -	\$ -	\$ -	\$ 4,193.53	\$ 1,842,816
<b>Construction &amp; Right-of-Way</b>															
New Street Construction	2	\$ -	\$ -	\$ -	\$ -	\$ -	\$ -	\$ -	\$ -	\$ -	\$ -	\$ -	\$ -	\$ -	\$ -
Street Reconstruction	3	\$ -	\$ -	\$ -	\$ -	\$ -	\$ -	\$ 590,544.32	\$ 7,746.68	\$ -	\$ -	\$ -	\$ -	\$ -	\$ 598,291
Signals, Safety Devices, & Street Lights	4	\$ -	\$ -	\$ -	\$ -	\$ -	\$ -	\$ -	\$ -	\$ -	\$ -	\$ -	\$ -	\$ -	\$ -
Pedestrian Ways & Bikepaths	5	\$ -	\$ -	\$ -	\$ -	\$ -	\$ -	\$ -	\$ -	\$ -	\$ -	\$ -	\$ -	\$ -	\$ -
Storm Drains	6	\$ -	\$ -	\$ -	\$ -	\$ -	\$ -	\$ -	\$ -	\$ -	\$ -	\$ -	\$ -	\$ -	\$ -
Storm Damage	7	\$ -	\$ -	\$ -	\$ -	\$ -	\$ -	\$ -	\$ -	\$ -	\$ -	\$ -	\$ -	\$ -	\$ -
<b>Total Construction<sup>1</sup></b>	8	\$ -	\$ -	\$ -	\$ -	\$ -	\$ -	\$ 590,544.32	\$ 7,746.68	\$ -	\$ -	\$ -	\$ -	\$ -	\$ 598,291
Right of Way Acquisition	9	\$ -	\$ -	\$ -	\$ -	\$ -	\$ -	\$ -	\$ -	\$ -	\$ -	\$ -	\$ -	\$ -	\$ -
<b>Total Construction &amp; Right-of-Way</b>	10	\$ -	\$ -	\$ -	\$ -	\$ -	\$ -	\$ 590,544.32	\$ 7,746.68	\$ -	\$ -	\$ -	\$ -	\$ -	\$ 598,291
<b>Maintenance</b>															
Patching	11	\$ -	\$ -	\$ -	\$ -	\$ -	\$ -	\$ -	\$ -	\$ -	\$ -	\$ -	\$ -	\$ -	\$ -
Overlay & Sealing	12	\$ -	\$ -	\$ -	\$ -	\$ -	\$ -	\$ -	\$ -	\$ -	\$ -	\$ -	\$ -	\$ -	\$ -
Street Lights & Traffic Signals	13	\$ 1,260,023.91	\$ -	\$ -	\$ -	\$ -	\$ -	\$ -	\$ -	\$ -	\$ -	\$ -	\$ -	\$ -	\$ 1,260,024
Storm Damage	14	\$ -	\$ -	\$ -	\$ -	\$ -	\$ -	\$ -	\$ -	\$ -	\$ -	\$ -	\$ -	\$ -	\$ -
Other Street Purpose Maintenance	15	\$ 2,378,296.03	\$ -	\$ -	\$ -	\$ -	\$ -	\$ -	\$ -	\$ -	\$ -	\$ -	\$ -	\$ -	\$ 2,378,296
<b>Total Maintenance<sup>1</sup></b>	16	\$ 3,638,319.94	\$ -	\$ -	\$ -	\$ -	\$ -	\$ -	\$ -	\$ -	\$ -	\$ -	\$ -	\$ -	\$ 3,638,296
<b>Other</b>	17		\$ -	\$ -	\$ -	\$ -	\$ -	\$ -	\$ -	\$ -	\$ -	\$ 53,233.89	\$ 127.28	\$ -	\$ 53,361
<b>GRAND TOTALS (Sum Lines 1, 10, 16, 17)</b>	18	\$ 4,992,025.59	\$ -	\$ -	\$ -	\$ -	\$ -	\$ 1,069,182.17	\$ 14,025.38	\$ -	\$ -	\$ 53,234	\$ 127	\$ 4,194	\$ 6,132,788
<b>Finance Director Confirmation</b>	19	Any California State Constitution Article XIX streets and road eligible expenditure may be "counted" in local jurisdictions' calculation of MOE if the activity is supported (funded) by a local jurisdictions' discretionary funds (e.g. general fund). The California State Controller also provides useful information on Article XIX and the Streets and Highways Code eligible expenditures in its "Guidelines Relating to Gas Tax Expenditures for Cities and Counties". I have reviewed and am aware of these guidelines and their applicability in calculating and reporting on Maintenance of Effort expenditures. Finance Director initial: 													

<sup>1</sup> Includes direct charges for staff time  
<sup>2</sup> Other M2 includes A-M, R,S,T,U,V, and W  
 + Transportation related only  
 \* Please provide a specific description

**Legend**

Project	Description
A-M	Freeway Projects
O	Regional Capacity Program (RCP)
P	Regional Traffic Signal Synchronization Program (RTSSP)
Q	Local Fair Share
R	High Frequency Metrolink Service
S	Transit Extensions to Metrolink
T	Convert Metrolink Station(s) to Regional Gateways that connect Orange County with High-Speed Rail Systems
U	Senior Mobility Program or Senior Non-Emergency Medical Program
V	Community Based Transit/Circulators
W	Safe Transit Stops
X	Environmental Cleanup Program (Water Quality)



### M2 Expenditure Report Fiscal Year Ended June 30, 2022

I hereby certify that:

All the information attached herein and included in schedules 1 through 4 is true and accurate to the best of my knowledge;

The interest earned on Net Revenues allocated pursuant to the Ordinance shall be expended only for those purposes for which the Net Revenues were allocated;

The City/County of Buena Park is aware of the State Controller's "Guidelines Relating to Gas Tax Expenditures for Cities and Counties", which is a guide for determining MOE Expenditures for M2 Eligibility purposes;

The City/County's Expenditure Report is in compliance with direction provided in the State Controller's "Guidelines Relating to Gas Tax Expenditures for Cities and Counties;" and

The City/County of Buena Park has expended in this fiscal year an amount of local discretionary funds for streets and roads purposes at least equal to one of the maintenance of effort requirements below<sup>10</sup>:

A) The City/County met the existing FY 2021-22 MOE benchmark dollar amount.

B) The City/County met a proportional MOE benchmark amount of FY 2020-21 General Funds Revenues that is at least equal to the percent listed in column C of Exhibit 2 in the M2 Eligibility Guidelines.<sup>13</sup>

*Sung Hyun*

\_\_\_\_\_  
Director of Finance (Print Name)

*11/15/22*

\_\_\_\_\_  
Date

*[Handwritten Signature]*

\_\_\_\_\_  
Signature

<sup>13</sup> An Actual General Fund Revenue excerpt from a jurisdiction's Annual Comprehensive Finance Report (ACFR) must be provided as backup documentation.

RESOLUTION NO. 14595

A RESOLUTION OF THE CITY COUNCIL OF THE CITY OF BUENA PARK, CALIFORNIA, CONCERNING THE MEASURE M2 (M2) EXPENDITURE REPORT FOR THE CITY OF BUENA PARK

WHEREAS, local jurisdictions are required to meet eligibility requirements and submit eligibility verification packages to the Orange County Transportation Authority (OCTA) in order to remain eligible to receive M2 funds; and

WHEREAS, local jurisdictions are required to adopt an annual M2 Expenditure Report as part of one of the eligibility requirements; and

WHEREAS, local jurisdictions are required to account for Net Revenues, developer/traffic impact fees, and funds expended by the local jurisdiction in the M2 Expenditure Report that satisfy the Maintenance of Effort requirements; and

WHEREAS, the M2 Expenditure Report shall include all Net Revenue fund balances, interest earned and expenditures identified by type and program or project; and

WHEREAS, the M2 Expenditure Report must be adopted and submitted to the OCTA each year within six months of the end of the local jurisdiction's fiscal year to be eligible to receive Net Revenues as part of M2.

NOW, THEREFORE, the City Council of the City of Buena Park does hereby resolve and inform OCTA that:

Section 1: The M2 Expenditure Report is in conformance with the template provided in the Measure M2 Eligibility Guidelines and accounts for Net Revenues including interest earned, expenditures during the fiscal year, and balances at the end of the fiscal year.

Section 2: The M2 Expenditure Report is hereby adopted by the City of Buena Park.

Section 3: The City of Buena Park Director of Finance is hereby authorized to sign and submit the M2 Expenditure Report to OCTA for the fiscal year ending June 30, 2022.


PASSED AND ADOPTED this 15<sup>th</sup> day of November 2022, by the following called vote:

AYES: COUNCILMEMBERS: Swift, Sonne, Brown, Traut, Park

NOES: COUNCILMEMBERS: None

ABSENT: COUNCILMEMBERS: None

ABSTAIN: COUNCILMEMBERS: None



Mayor


ATTEST:



City Clerk



I, Adria M. Jimenez, MMC, City Clerk of the City of Buena Park, California, hereby certify that the foregoing Resolution was duly and regularly passed and adopted at a regular meeting of the City Council of the City of Buena Park, held this 15th day of November 2022.



City Clerk



**Orange County Transportation Authority**

**M2 Fact Sheet**

**City of Costa Mesa**

**Fiscal Year Ended June 30, 2022**

**Council Action** 12/6/2022

**Signed Resolution** Yes

**Revised Final Report?** No

	<u>Actual</u>	<u>Benchmark</u>
<b>MOE Expenditures</b>	\$9,989,395	\$8,607,340

Project	Beginning Balance A	Revenues Claimed B	Expenditures C	Ending Balance D	Verify A+B-C-D
M2 Fairshare	3,970,981	3,096,611	2,792,771	4,274,821	0
M2 Fairshare Interest	0	-105,712	-105,712	0	0
M2 CTFP (Project O)	311,213	10,648	50,164	271,698	0
M2 CTFP (Project O) Interest	0	0	0	0	0
Regional Traffic Signal Synchronization Program	-948,930	1,312,814	296,987	66,898	0
Regional Traffic Signal Synchronization Program Interest	0	0	0	0	0
SMP or Senior Non-Emergency Medical	48,424	117,306	60,728	105,001	0
SMP or Senior Non-Emergency Medical Interest	0	0	217	-217	0
Community Based Transit/Circulators	-11,401	0	0	-11,401	0
Community Based Transit/Circulators Interest	0	0	0	0	0
Safe Transit Stops	1,792	0	49,991	-48,199	0
Safe Transit Stops Interest	0	0	0	0	0
Water Quality Program (Project X)	-102,225	0	0	-102,225	0
Water Quality Program (Project X) Interest	0	0	0	0	0
Freeway Environmental Mitigation	-36,889	0	0	-36,889	0
Freeway Environmental Mitigation Interest	0	0	0	0	0
Other	87,099	0	0	87,099	0
Other Interest	0	0	0	0	0
<b>Grand Total</b>	<b>3,320,063</b>	<b>4,431,668</b>	<b>3,145,146</b>	<b>4,606,585</b>	<b>0</b>



**M2 Expenditure Report**  
**Fiscal Year Ended June 30, 2022**  
**Beginning and Ending Balances**

Description		Line No.	Amount	Interest
<b>Balances at Beginning of Fiscal Year</b>				
<b>A-M</b>	Freeway Projects	1	\$ (36,889.00)	\$ -
<b>O</b>	Regional Capacity Program (RCP)	2	\$ 311,211.00	\$ -
<b>P</b>	Regional Traffic Signal Synchronization Program (RTSSP)	3	\$ (948,931.00)	\$ -
<b>Q</b>	Local Fair Share	4	\$ 3,970,981.19	\$ -
<b>R</b>	High Frequency Metrolink Service	5	\$ -	\$ -
<b>S</b>	Transit Extensions to Metrolink	6	\$ -	\$ -
<b>T</b>	Convert Metrolink Station(s) to Regional Gateways that connect Orange County with High-Speed Rail Systems	7	\$ -	\$ -
<b>U</b>	Senior Mobility Program or Senior Non-Emergency Medical Program	8	\$ 48,423.00	\$ -
<b>V</b>	Community Based Transit/Circulators	9	\$ (11,401.00)	\$ -
<b>W</b>	Safe Transit Stops	10	\$ 1,792.00	\$ -
<b>X</b>	Environmental Cleanup Program (Water Quality)	11	\$ (102,224.00)	\$ -
	Other*	12	\$ 87,099.32	\$ -
<b>Balances at Beginning of Fiscal Year</b>				
	Monies Made Available During Fiscal Year	13	\$ 3,320,061.51	\$ -
		14	\$ 4,537,378.75	\$ (105,712)
<b>Total Monies Available (Sum Lines 13 &amp; 14)</b>				
		15	\$ 7,857,440.26	\$ (105,712)
	Expenditures During Fiscal Year	16	\$ 3,250,641.49	\$ (105,495)
<b>Balances at End of Fiscal Year</b>				
<b>A-M</b>	Freeway Projects	17	\$ (36,889.00)	\$ -
<b>O</b>	Regional Capacity Program (RCP)	18	\$ 271,695.00	\$ -
<b>P</b>	Regional Traffic Signal Synchronization Program (RTSSP)	19	\$ 66,896.00	\$ -
<b>Q</b>	Local Fair Share	20	\$ 4,274,821.19	\$ -
<b>R</b>	High Frequency Metrolink Service	21	\$ -	\$ -
<b>S</b>	Transit Extensions to Metrolink	22	\$ -	\$ -
<b>T</b>	Convert Metrolink Station(s) to Regional Gateways that connect Orange County with High-Speed Rail Systems	23	\$ -	\$ -
<b>U</b>	Senior Mobility Program or Senior Non-Emergency Medical Program	24	\$ 105,000.26	\$ (217)
<b>V</b>	Community Based Transit/Circulators	25	\$ (11,401.00)	\$ -
<b>W</b>	Safe Transit Stops	26	\$ (48,199.00)	\$ -
<b>X</b>	Environmental Cleanup Program (Water Quality)	27	\$ (102,224.00)	\$ -
	Other*	28	\$ 87,099.32	\$ -

\* Please provide a specific description

**M2 Expenditure Report**  
**Fiscal Year Ended June 30, 2022**  
**Sources and Uses**

Description	Line No.	Amount	Interest
<b>Revenues:</b>			
<b>A-M</b> Freeway Projects	1	\$ -	\$ -
<b>O</b> Regional Capacity Program (RCP)	2	\$ 10,648	\$ -
<b>P</b> Regional Traffic Signal Synchronization Program (RTSSP)	3	\$ 1,312,814	\$ -
<b>Q</b> Local Fair Share	4	\$ 3,096,611	\$ (105,712)
<b>R</b> High Frequency Metrolink Service	5	\$ -	\$ -
<b>S</b> Transit Extensions to Metrolink	6	\$ -	\$ -
<b>T</b> Convert Metrolink Station(s) to Regional Gateways that connect Orange County with High-Speed Rail Systems	7	\$ -	\$ -
<b>U</b> Senior Mobility Program or Senior Non-Emergency Medical Program	8	\$ 117,306	\$ -
<b>V</b> Community Based Transit/Circulators	9	\$ -	\$ -
<b>W</b> Safe Transit Stops	10	\$ -	\$ -
<b>X</b> Environmental Cleanup Program (Water Quality)	11	\$ -	\$ -
Other*	12	\$ -	\$ -
<b>TOTAL REVENUES (Sum lines 1 to 12)</b>	<b>13</b>	<b>\$ 4,537,379</b>	<b>\$ (105,712)</b>
<b>Expenditures:</b>			
<b>A-M</b> Freeway Projects	14	\$ -	\$ -
<b>O</b> Regional Capacity Program (RCP)	15	\$ 50,164	\$ -
<b>P</b> Regional Traffic Signal Synchronization Program (RTSSP)	16	\$ 296,987	\$ -
<b>Q</b> Local Fair Share**	17	\$ 2,792,771	\$ (105,712)
<b>R</b> High Frequency Metrolink Service	18	\$ -	\$ -
<b>S</b> Transit Extensions to Metrolink	19	\$ -	\$ -
<b>T</b> Convert Metrolink Station(s) to Regional Gateways that connect Orange County with High-Speed Rail Systems	20	\$ -	\$ -
<b>U</b> Senior Mobility Program or Senior Non-Emergency Medical Program	21	\$ 60,728	\$ 217
<b>V</b> Community Based Transit/Circulators	22	\$ -	\$ -
<b>W</b> Safe Transit Stops	23	\$ 49,991	\$ -
<b>X</b> Environmental Cleanup Program (Water Quality)	24	\$ -	\$ -
Other*	25	\$ -	\$ -
<b>TOTAL EXPENDITURES (Sum lines 14 to 25)</b>	<b>26</b>	<b>\$ 3,250,641</b>	<b>\$ (105,495)</b>
<b>TOTAL BALANCE (Subtract line 26 from 13)</b>	<b>27</b>	<b>\$ 1,286,737</b>	<b>\$ (217)</b>

\* Please provide a specific description

\*\* Negative interest due to GASB 31 adjustment

**M2 Expenditure Report**  
**Fiscal Year Ended June 30, 2022**  
**Streets and Roads Detailed Use of Funds**

Type of Expenditure	Line No.	MOE	Developer / Impact Fees <sup>+</sup>	O	O Interest	P	P Interest	Q	Q Interest	X	X Interest	Other M2 <sup>2</sup>	Other M2 Interest	Other*	TOTAL
<b>Indirect and/or Overhead</b>	1	\$ 1,203,679	\$ -	\$ -	\$ -	\$ -	\$ -	\$ 344,614	\$ -	\$ -	\$ -	\$ -	\$ -	\$ -	\$ 1,548,293
<b>Construction &amp; Right-of-Way</b>															
New Street Construction	2	\$ -	\$ 31,491.00	\$ 50,164.00	\$ -	\$ -	\$ -	\$ -	\$ -	\$ -	\$ -	\$ -	\$ -	\$ -	\$ 81,655
Street Reconstruction	3	\$ 574,297.00	\$ 3,831.00	\$ -	\$ -	\$ -	\$ -	\$ 4,527.00	\$ -	\$ -	\$ -	\$ -	\$ -	\$ -	\$ 582,655
Signals, Safety Devices, & Street Lights	4	\$ 57,950.00	\$ 15,373.00	\$ -	\$ -	\$ 296,987.00	\$ -	\$ 391,810.00	\$ -	\$ -	\$ -	\$ -	\$ -	\$ -	\$ 762,120
Pedestrian Ways & Bikepaths	5	\$ 594,567.00	\$ 70,837.00	\$ -	\$ -	\$ -	\$ -	\$ 39,552.00	\$ -	\$ -	\$ -	\$ -	\$ -	\$ -	\$ 704,956
Storm Drains	6	\$ 187,195.00	\$ -	\$ -	\$ -	\$ -	\$ -	\$ -	\$ -	\$ -	\$ -	\$ -	\$ -	\$ -	\$ 187,195
Storm Damage	7	\$ -	\$ -	\$ -	\$ -	\$ -	\$ -	\$ -	\$ -	\$ -	\$ -	\$ -	\$ -	\$ -	\$ -
<b>Total Construction<sup>1</sup></b>	8	\$ 1,414,009.00	\$ 121,532.00	\$ 50,164.00	\$ -	\$ 296,987.00	\$ -	\$ 435,889.00	\$ -	\$ -	\$ -	\$ -	\$ -	\$ -	\$ 2,318,581
Right of Way Acquisition	9	\$ -	\$ -	\$ -	\$ -	\$ -	\$ -	\$ -	\$ -	\$ -	\$ -	\$ -	\$ -	\$ -	\$ -
<b>Total Construction &amp; Right-of-Way</b>	10	\$ 1,414,009.00	\$ 121,532.00	\$ 50,164.00	\$ -	\$ 296,987.00	\$ -	\$ 435,889.00	\$ -	\$ -	\$ -	\$ -	\$ -	\$ -	\$ 2,318,581
<b>Maintenance</b>															
Patching	11	\$ -	\$ -	\$ -	\$ -	\$ -	\$ -	\$ -	\$ -	\$ -	\$ -	\$ -	\$ -	\$ -	\$ -
Overlay & Sealing	12	\$ 490,308.00	\$ -	\$ -	\$ -	\$ -	\$ -	\$ 2,012,269.00	\$ (105,712.00)	\$ -	\$ -	\$ -	\$ -	\$ -	\$ 2,396,865
Street Lights & Traffic Signals	13	\$ 2,069,337.00	\$ -	\$ -	\$ -	\$ -	\$ -	\$ -	\$ -	\$ -	\$ -	\$ -	\$ -	\$ -	\$ 2,069,337
Storm Damage	14	\$ -	\$ -	\$ -	\$ -	\$ -	\$ -	\$ -	\$ -	\$ -	\$ -	\$ -	\$ -	\$ -	\$ -
Other Street Purpose Maintenance	15	\$ 4,812,062.00	\$ -	\$ -	\$ -	\$ -	\$ -	\$ -	\$ -	\$ -	\$ -	\$ -	\$ -	\$ -	\$ 4,812,062
<b>Total Maintenance<sup>1</sup></b>	16	\$ 7,371,707.00	\$ -	\$ -	\$ -	\$ -	\$ -	\$ 2,012,269.00	\$ (105,712.00)	\$ -	\$ -	\$ -	\$ -	\$ -	\$ 9,278,264
<b>Other</b>	17	\$ -	\$ -	\$ -	\$ -	\$ -	\$ -	\$ -	\$ -	\$ -	\$ -	\$ 110,719.49	\$ 216.90	\$ -	\$ 110,936
<b>GRAND TOTALS (Sum Lines 1, 10, 16, 17)</b>	18	\$ 9,989,395	\$ 121,532	\$ 50,164	\$ -	\$ 296,987	\$ -	\$ 2,792,772	\$ (105,712)	\$ -	\$ -	\$ 110,719	\$ 217	\$ -	\$ 13,256,074
<b>Finance Director Confirmation</b>	19	Any California State Constitution Article XIX streets and road eligible expenditure may be "counted" in local jurisdictions' calculation of MOE if the activity is supported (funded) by a local jurisdictions' discretionary funds (e.g. general fund). The California State Controller also provides useful information on Article XIX and the Streets and Highways Code eligible expenditures in its "Guidelines Relating to Gas Tax Expenditures for Cities and Counties". I have reviewed and am aware of these guidelines and their applicability in calculating and reporting on Maintenance of Effort expenditures. Finance Director initial: <u>AKP</u>													

<sup>1</sup> Includes direct charges for staff time  
<sup>2</sup> Other M2 includes A-M, R,S,T,U,V, and W  
<sup>+</sup> Transportation related only  
<sup>\*</sup> Please provide a specific description

Project	Description
A-M	Freeway Projects
O	Regional Capacity Program (RCP)
P	Regional Traffic Signal Synchronization Program (RTSSP)
Q	Local Fair Share
R	High Frequency Metrolink Service
S	Transit Extensions to Metrolink
T	Convert Metrolink Station(s) to Regional Gateways that connect Orange County with High-Speed Rail Systems
U	Senior Mobility Program or Senior Non-Emergency Medical Program
V	Community Based Transit/Circulators
W	Safe Transit Stops
X	Environmental Cleanup Program (Water Quality)



**M2 Expenditure Report  
Fiscal Year Ended June 30, 2022**

I hereby certify that:

All the information attached herein and included in schedules 1 through 4 is true and accurate to the best of my knowledge;

The interest earned on Net Revenues allocated pursuant to the Ordinance shall be expended only for those purposes for which the Net Revenues were allocated;

The City of Costa Mesa is aware of the State Controller’s “Guidelines Relating to Gas Tax Expenditures for Cities and Counties”, which is a guide for determining MOE Expenditures for M2 Eligibility purposes;

The City Expenditure Report is in compliance with direction provided in the State Controller’s “Guidelines Relating to Gas Tax Expenditures for Cities and Counties;” and


The City of Costa Mesa has expended in this fiscal year an amount of local discretionary funds for streets and roads purposes at least equal to one of the maintenance of effort

A) The City met the existing FY 2021-2022 MOE benchmark dollar amount.

B) The City met a proportional MOE benchmark amount of FY 2021-22 General Funds Revenues that is at least equal to the percent listed in column C of Exhibit 2 in the M2 Eligibility Guidelines.

Carol Molina  
Director of Finance (Print Name)

11/28/2022  
Date

  
\_\_\_\_\_  
Signature

<sup>10</sup> An actual General Fund Revenue excerpt from a jurisdiction’s Annual Comprehensive Finance Report (ACFR) must be provided as backup documentation.

**RESOLUTION NO. 2022-77**

**A RESOLUTION OF THE CITY COUNCIL OF THE CITY OF COSTA MESA, CALIFORNIA, ADOPTING THE MEASURE M2 EXPENDITURE REPORT FOR THE CITY OF COSTA MESA FOR THE FISCAL YEAR ENDING JUNE 30, 2022**

THE CITY COUNCIL OF THE CITY OF COSTA MESA HEREBY FINDS, DETERMINES, AND DECLARES AS FOLLOWS:

WHEREAS, local jurisdictions are required to meet eligibility requirements and submit eligibility verification packages to the Orange County Transportation Authority (OCTA) in order to remain eligible to receive M2 funds; and

WHEREAS, local jurisdictions are required to adopt an annual M2 Expenditure Report as part of one of the eligibility requirements; and

WHEREAS, local jurisdictions are required to account for Net Revenues, developer/traffic impact fees, and funds expended by the local jurisdiction in the M2 Expenditure Report that satisfy the Maintenance of Effort requirements; and

WHEREAS, the M2 Expenditure Report must include all Net Revenue fund balances, interest earned and expenditures identified by type and program or project; and

WHEREAS, the M2 Expenditure Report must be adopted and submitted to the OCTA each year within six (6) months of the end of the local jurisdiction's fiscal year to be eligible to receive Net Revenues as part of M2.

NOW, THEREFORE, BE IT RESOLVED BY THE CITY COUNCIL OF THE CITY OF COSTA MESA AS FOLLOWS:


Section 1. The City Council of the City of Costa Mesa does hereby inform the OCTA that:

- (a) The M2 Expenditure Report is in conformance with the template provided in the Measure M2 Eligibility Guidelines and accounts for Net Revenues including interest earned, expenditures during the fiscal year, and balances at the end of the fiscal year.
- (b) The M2 Expenditure Report is hereby adopted by the City of Costa Mesa.

- (c) The Costa Mesa Finance Director is hereby authorized to sign and submit the Measure M2 Expenditure Report to OCTA for the fiscal year ending June 30, 2022.

Section 2. The City Clerk shall certify to the passage and adoption of this Resolution and shall enter it into the book of original resolutions.


**PASSED AND ADOPTED this 6<sup>th</sup> day of December, 2022.**

  
\_\_\_\_\_  
John Stephens, Mayor

ATTEST:

  
\_\_\_\_\_  
Brenda Green, City Clerk

APPROVED AS TO FORM:

  
\_\_\_\_\_  
Kimberly Hall Barlow, City Attorney

STATE OF CALIFORNIA )  
COUNTY OF ORANGE ) ss  
CITY OF COSTA MESA )

I, BRENDA GREEN, City Clerk of the City of Costa Mesa, DO HEREBY CERTIFY that the above and foregoing is the original of Resolution No. 2022-77 and was duly passed and adopted by the City Council of the City of Costa Mesa at a regular meeting held on the 6<sup>th</sup> day of December, 2022, by the following roll call vote, to wit:

AYES: COUNCIL MEMBERS: CHAVEZ, GAMEROS, MARR, REYNOLDS, HARLAN, AND STEPHENS.

NOES: COUNCIL MEMBERS: NONE.

ABSENT: COUNCIL MEMBERS: HARPER.

ABSTAIN: COUNCIL MEMBERS: NONE.

IN WITNESS WHEREOF, I have hereby set my hand and affixed the seal of the City of Costa Mesa this 7<sup>th</sup> day of December, 2022.

  
\_\_\_\_\_  
Brenda Green, City Clerk





**Orange County Transportation Authority**

**M2 Fact Sheet**

**County of Orange**

**Fiscal Year Ended June 30, 2022**

**Council Action** 12/6/2022

**Signed Resolution** Yes

**Revised Final Report?** No

	<u>Actual</u>	<u>Benchmark</u>
<b>MOE Expenditures</b>	\$0	\$0

Project	Beginning Balance A	Revenues Claimed B	Expenditures C	Ending Balance D	Verify A+B-C-D
M2 Fairshare	2	5,763,562	5,763,562	2	0
M2 Fairshare Interest	0	0	0	0	0
M2 CTFP (Project O)	-3,322,109	1,777,532	-1,247,967	-296,609	0
M2 CTFP (Project O) Interest	1,706	0	1,706	0	0
SMP or Senior Non-Emergency Medical	1,326,351	3,812,235	3,340,223	1,798,363	0
SMP or Senior Non-Emergency Medical Interest	0	10,153	10,153	0	0
Community Based Transit/Circulators	0	711	711	0	0
Community Based Transit/Circulators Interest	0	0	0	0	0
Water Quality Program (Project X)	1	0	0	1	0
Water Quality Program (Project X) Interest	0	0	0	0	0
Other	0	0	0	0	0
Other Interest	0	0	0	0	0
<b>Grand Total</b>	<b>-1,994,049</b>	<b>11,364,193</b>	<b>7,868,388</b>	<b>1,501,756</b>	<b>0</b>

**M2 Expenditure Report**  
**Fiscal Year Ended June 30, 2022**  
**Beginning and Ending Balances**

Description		Line No.	Amount	Interest
<b>Balances at Beginning of Fiscal Year</b>				
<b>A-M</b>	Freeway Environmental Mitigation	1	\$ -	\$ -
<b>O</b>	Regional Capacity Program (RCP)	2	\$ (3,322,107)	\$ 1,706
<b>P</b>	Regional Traffic Signal Synchronization Program (RTSSP)	3	\$ -	\$ -
<b>Q</b>	Local Fair Share	4	\$ -	\$ -
<b>R</b>	High Frequency Metrolink Service	5	\$ -	\$ -
<b>S</b>	Transit Extensions to Metrolink	6	\$ -	\$ -
<b>T</b>	Convert Metrolink Station(s) to Regional Gateways that connect Orange County with High-Speed Rail Systems	7	\$ -	\$ -
<b>U</b>	Senior Mobility Program or Senior Non-Emergency Medical Program	8	\$ 1,326,350	\$ -
<b>V</b>	Community Based Transit/Circulators	9	\$ -	\$ -
<b>W</b>	Safe Transit Stops	10	\$ -	\$ -
<b>X</b>	Environmental Cleanup Program (Water Quality)	11	\$ -	\$ -
	Other*	12	\$ -	\$ -
<b>Balances at Beginning of Fiscal Year</b>		13	\$ (1,995,757)	\$ 1,706
	Monies Made Available During Fiscal Year *	14	\$ 11,354,040	\$ 10,153
<b>Total Monies Available (Sum Lines 13 &amp; 14)</b>		15	\$ 9,358,283	\$ 11,859
	Expenditures During Fiscal Year	16	\$ 7,856,529	\$ 11,859
<b>Balances at End of Fiscal Year</b>				
<b>A-M</b>	Freeway Environmental Mitigation	17	\$ -	\$ -
<b>O</b>	Regional Capacity Program (RCP)**	18	\$ (296,608)	\$ -
<b>P</b>	Regional Traffic Signal Synchronization Program (RTSSP)	19	\$ -	\$ -
<b>Q</b>	Local Fair Share	20	\$ (0)	\$ -
<b>R</b>	High Frequency Metrolink Service	21	\$ -	\$ -
<b>S</b>	Transit Extensions to Metrolink	22	\$ -	\$ -
<b>T</b>	Convert Metrolink Station(s) to Regional Gateways that connect Orange County with High-Speed Rail Systems	23	\$ -	\$ -
<b>U</b>	Senior Mobility Program or Senior Non-Emergency Medical Program***	24	\$ 1,798,362	\$ -
<b>V</b>	Community Based Transit/Circulators	25	\$ -	\$ -
<b>W</b>	Safe Transit Stops	26	\$ -	\$ -
<b>X</b>	Environmental Cleanup Program (Water Quality)	27	\$ -	\$ -
	Other*	28	\$ -	\$ -

\* Please provide a specific description

(a) \*\* Project O (RCP) FY Ending Balance includes \$296,608 outstanding receivable for Ortega Highway revenues deferred in FY 2020-21 & FY 2021-22.

(b) \*\*\* Project U SMP/SNEMP FY Ending Balance includes \$1,798,362 for Net Revenues for Sr Mobility/Non-Emergency Medical Program.

## M2 Expenditure Report

### Fiscal Year Ended June 30, 2022

### Sources and Uses

Description	Line No.	Amount	Interest
<b>Revenues:</b>			
<b>A-M</b> Freeway Environmental Mitigation	1	\$ -	\$ -
<b>O</b> Regional Capacity Program (RCP) ①	2	\$ 1,777,532	\$ -
<b>P</b> Regional Traffic Signal Synchronization Program (RTSSP)	3	\$ -	\$ -
<b>Q</b> Local Fair Share ②	4	\$ 5,763,562	\$ -
<b>R</b> High Frequency Metrolink Service	5	\$ -	\$ -
<b>S</b> Transit Extensions to Metrolink	6	\$ -	\$ -
<b>T</b> Convert Metrolink Station(s) to Regional Gateways that connect Orange County with High-Speed Rail Systems	7	\$ -	\$ -
<b>U</b> Sr Mobility Program or Senior Non-Emergency Medical Program ③	8	\$ 3,812,235	\$ 10,153
<b>V</b> Community Based Transit/Circulators ④	9	\$ 711	\$ -
<b>W</b> Safe Transit Stops	10	\$ -	\$ -
<b>X</b> Environmental Cleanup Program (Water Quality)	11	\$ -	\$ -
Other*	12	\$ -	\$ -
<b>TOTAL REVENUES (Sum lines 1 to 12)</b>	<b>13</b>	<b>\$ 11,354,040</b>	<b>\$ 10,153</b>
<b>Expenditures:</b>			
<b>A-M</b> Freeway Environmental Mitigation	14	\$ -	\$ -
<b>O</b> Regional Capacity Program (RCP) ①	15	\$ (1,247,967)	\$ 1,706
<b>P</b> Regional Traffic Signal Synchronization Program (RTSSP)	16	\$ -	\$ -
<b>Q</b> Local Fair Share ②	17	\$ 5,763,562	\$ -
<b>R</b> High Frequency Metrolink Service	18	\$ -	\$ -
<b>S</b> Transit Extensions to Metrolink	19	\$ -	\$ -
<b>T</b> Convert Metrolink Station(s) to Regional Gateways that connect Orange County with High-Speed Rail Systems	20	\$ -	\$ -
<b>U</b> Sr Mobility Program or Senior Non-Emergency Medical Program ③	21	\$ 3,340,223	\$ 10,153
<b>V</b> Community Based Transit/Circulators ④	22	\$ 711	\$ -
<b>W</b> Safe Transit Stops	23	\$ -	\$ -
<b>X</b> Environmental Cleanup Program (Water Quality)	24	\$ -	\$ -
Other*	25	\$ -	\$ -
<b>TOTAL EXPENDITURES (Sum lines 14 to 25)</b>	<b>26</b>	<b>\$ 7,856,529</b>	<b>\$ 11,859</b>
<b>TOTAL BALANCE (Subtract line 26 from 13)</b>	<b>27</b>	<b>\$ 3,497,511</b>	<b>\$ (1,706)</b>

\* Please provide a specific description

① Project O (M2 RCP CTFP) includes the following expenditures and revenues in FY 2021-22: Project O includes \$198,167 in expenditures and revenues for Oso/Antonio Parkway 16-ORCO-ICE-3805: Project O includes \$1,579,365 in expenditures and final revenues for La Pata PhII 13-ORCO-ACE-3655: Project O includes expense adjustment in FY 2021-22 for La Pata Phase II deferred revenues close-out: Project O (M2 RCP CTFP) Expenditures and Revenues in FY 2021-22:	<table style="width: 100%; border-collapse: collapse;"> <tr> <td style="width: 50%;"><i>RCP Expenditures:</i></td> <td style="width: 50%;"><i>RCP Revenues:</i></td> </tr> <tr> <td style="text-align: right;">\$ 198,167</td> <td style="text-align: right;">\$ 198,167</td> </tr> <tr> <td style="text-align: right;">\$ 1,579,365</td> <td style="text-align: right;">\$ 1,579,365</td> </tr> <tr> <td style="text-align: right;">\$ (3,025,499)</td> <td style="text-align: right;">\$ -</td> </tr> <tr> <td style="text-align: right; border-top: 1px solid black;"><b>\$ (1,247,967)</b></td> <td style="text-align: right; border-top: 1px solid black;"><b>\$ 1,777,532</b></td> </tr> </table>	<i>RCP Expenditures:</i>	<i>RCP Revenues:</i>	\$ 198,167	\$ 198,167	\$ 1,579,365	\$ 1,579,365	\$ (3,025,499)	\$ -	<b>\$ (1,247,967)</b>	<b>\$ 1,777,532</b>
<i>RCP Expenditures:</i>	<i>RCP Revenues:</i>										
\$ 198,167	\$ 198,167										
\$ 1,579,365	\$ 1,579,365										
\$ (3,025,499)	\$ -										
<b>\$ (1,247,967)</b>	<b>\$ 1,777,532</b>										

- ①int Project O \$1,706 interest adjustment is related to Cow Camp Road Segment 2a & 2b close-out.
- ② Project Q Local Fair Share (LFS) includes \$5,763,562 in expenditures (in various locations) for \$5,763,562 received in M2 LFS revenues in FY 2021-22.
- ③ Project U SMP/SNEMP includes OCCR's expenditures of \$3,340,223 plus \$10,153 interest for Sr Mobility/Non-Emergency Medical Program for \$3,812,235 received in revenues plus accrued interest of \$10,153 in FY 2021-22.
- ④ Project V CBT includes expenditures of \$711 for Ranch Ride for \$711 in revenues recognized and received in FY 2021-22.

**M2 Expenditure Report**  
**Fiscal Year Ended June 30, 2022**  
**Streets and Roads Detailed Use of Funds**

Type of Expenditure	Line No.	MOE <sup>2</sup>	+Developer / Impact Fees	O	O Interest	P	P Interest	Q	Q Interest	X	X Interest	Other M2 <sup>3</sup>	Other M2 Interest	Other*	TOTAL
Indirect and/or Overhead	1	\$ -	\$ 336	\$ -	\$ -	\$ -	\$ -	\$ -	\$ -	\$ -	\$ -	\$ 6,296	\$ -	\$ -	\$ 6,632
<b>Construction &amp; Right-of-Way</b>															
New Street Construction	2	\$ -	\$ -	\$ (1,446,134)	\$ -	\$ -	\$ -	\$ -	\$ -	\$ -	\$ -	\$ -	\$ -	\$ -	\$ (1,446,134)
Street Reconstruction	3	\$ -	\$ 460,158	\$ 198,167	\$ -	\$ -	\$ -	\$ -	\$ -	\$ -	\$ -	\$ -	\$ -	\$ -	\$ 658,325
<b>Total Construction<sup>1</sup></b>	<b>8</b>	<b>\$ -</b>	<b>\$ 460,158</b>	<b>\$ (1,247,967)</b>	<b>\$ -</b>	<b>\$ -</b>	<b>\$ -</b>	<b>\$ -</b>	<b>\$ -</b>	<b>\$ -</b>	<b>\$ -</b>	<b>\$ -</b>	<b>\$ -</b>	<b>\$ -</b>	<b>\$ (787,809)</b>
Right of Way Acquisition	9	\$ -	\$ 1,530,565	\$ -	\$ -	\$ -	\$ -	\$ -	\$ -	\$ -	\$ -	\$ -	\$ -	\$ -	\$ 1,530,565
<b>Total Construction &amp; Right-of-Way</b>	<b>10</b>	<b>\$ -</b>	<b>\$ 1,990,723</b>	<b>\$ (1,247,967)</b>	<b>\$ -</b>	<b>\$ -</b>	<b>\$ -</b>	<b>\$ -</b>	<b>\$ -</b>	<b>\$ -</b>	<b>\$ -</b>	<b>\$ -</b>	<b>\$ -</b>	<b>\$ -</b>	<b>\$ 742,756</b>
<b>Maintenance</b>															
Other Street Purpose Maintenance	15	\$ -	\$ -	\$ -	\$ -	\$ -	\$ -	\$ 5,763,562	\$ -	\$ -	\$ -	\$ -	\$ -	\$ -	\$ 5,763,562
<b>Total Maintenance<sup>1</sup></b>	<b>16</b>	<b>\$ -</b>	<b>\$ -</b>	<b>\$ -</b>	<b>\$ -</b>	<b>\$ -</b>	<b>\$ -</b>	<b>\$ 5,763,562</b>	<b>\$ -</b>	<b>\$ -</b>	<b>\$ -</b>	<b>\$ -</b>	<b>\$ -</b>	<b>\$ -</b>	<b>\$ 5,763,562</b>
Other	17	\$ -	\$ -	\$ -	\$ 1,706	\$ -	\$ -	\$ -	\$ -	\$ -	\$ -	\$ 3,334,638	\$ 10,153	\$ -	\$ 3,346,497
<b>GRAND TOTALS (Sum Lines 1, 10, 16, 17)</b>	<b>18</b>	<b>\$ -</b>	<b>\$ 1,991,059</b>	<b>\$ (1,247,967)</b>	<b>\$ 1,706</b>	<b>\$ -</b>	<b>\$ -</b>	<b>\$ 5,763,562</b>	<b>\$ -</b>	<b>\$ -</b>	<b>\$ -</b>	<b>\$ 3,340,934</b>	<b>\$ 10,153</b>	<b>\$ -</b>	<b>\$ 9,859,447</b>
<b>Finance Director Confirmation</b>	19	Any California State Constitution Article XIX streets and road eligible expenditure may be "counted" in local jurisdictions' calculation of MOE if the activity is supported (funded) by a local jurisdictions' discretionary funds (e.g. general fund). The California State Controller also provides useful information on Article XIX and the Streets and Highways Code eligible expenditures in its "Guidelines Relating to Gas Tax Expenditures for Cities and Counties". I have reviewed and am aware of these guidelines and their applicability in calculating and reporting on Maintenance of Effort expenditures. Finance Director initial: <u>                    </u>													

<b>MOE: N/A</b>	<b>Fr: ① Dev Impact Fees</b>	<b>Fr: ① Σ Project O</b> To: Schedule 2 Line 15	<b>Project P: N/A</b> For Project P, OCTA is the lead	<b>Fr: ② Σ Project Q</b> To: Schedule 2 Line 17	<b>Fr: ⑤ Σ Project X N/A this FY</b> To: Schedule 2 Line 24	<b>Fr: ③ Σ (Project U) To: Schedule 2 Line 21</b> <b>Fr: ④ (Project V) To: Schedule 2 Line 22</b>	<b>Other: N/A</b>	<b>\$ 7,868,388</b> without ① Dev Fees CR: Sch 2 Line 26
		<b>\$ (1,247,967)</b>	<b>\$ 1,706</b>	<b>\$ 5,763,562</b>	<b>\$ -</b>	<b>\$ 3,340,934</b>	<b>\$ 10,153</b>	<b>\$ 7,868,388</b>

Ref: Schedule 3 Expenditures to Schedule 2	Project	\$ (1,247,967)	\$ 1,706	\$ 5,763,562	\$ -	\$ 3,340,934	\$ 10,153	\$ 7,868,388
① a	O	\$ (1,446,134)						
① b	O	\$ 198,167						
②	Q	\$ 5,763,562						
③	U	\$ 3,340,223						
④	V	\$ 711						
Σ	M2	\$ 7,856,529						
① int	Int	\$ 1,706						
④ int	Int	\$ 10,153						
Σ+int	Total	\$ 7,868,388						

① a Project O (M2 RCP CTFP) includes -\$1,446,134 expense adjustment for -\$3,025,499 deferred revenues against actual final revenues of \$1,579,365 received in FY 2021-22 for La Pata Phil Construction 13-ORCO-ACE-3655;  
 ① b Project O (M2 RCP CTFP) includes \$198,167 in expenditures for Oso/Antonio Parkway 16-ORCO-ICE-3805 for \$198,167 received in revenues in FY 2021-22; CTFP is Comprehensive Transportation Funding Program.  
 ② Project Q Local Fair Share (M2 LFS OC Go) includes \$5,763,562 in expenditures (in various locations in Unincorporated Orange County) for \$5,763,562 received in M2 LFS revenues in FY 2021-22.  
 ③ Other M2 Project U SMP/SNEMP includes OCCR's expenditures of \$3,340,223 for Sr Mobility/Non-Emergency Medical Program for \$3,812,235 in revenues in FY 2021-22.  
 ④ Other M2 Project V CBT includes expenditures of \$711 for Ranch Ride for \$711 in revenues received and recognized in FY 2021-22.  
 ① int Project O Interest adjustment to close-out interest for Cow Camp Road Segment 2a & 2b grants 15-ORCO-ACE-3779 & 17-ORCO-ACE-3868 (Expenditures & Revenues deferred to FY 2022-23).  
 ④ int Project U SMP/SNEMP Other M2 interest (OCCR's).  
 Σ+int ① ② ③ ④ Σ plus interest

<sup>1</sup> Includes direct charges for staff time  
<sup>2</sup> Local funds used to satisfy maintenance of effort (MOE) requirements  
<sup>3</sup> Other M2 includes A-M, R,S,T,U,V, and W  
 + Transportation related only  
 \* Please provide a specific description

**Legend**

Project	Description
A-M	Freeway Environmental Mitigation
① O	Regional Capacity Program (RCP)
P	Regional Traffic Signal Synchronization Program (RTSSP)
② Q	Local Fair Share
R	High Frequency Metrolink Service
S	Transit Extensions to Metrolink
T	Convert Metrolink Station(s) to Regional Gateways that connect Orange County with High-Speed Rail Systems
③ U	Senior Mobility Program or Senior Non-Emergency Medical Program
④ V	Community Based Transit/Circulators
W	Safe Transit Stops
X	Environmental Cleanup Program (Water Quality)



**M2 Expenditure Report**  
**Fiscal Year Ended June 30, 2022**

I hereby certify that:

All the information attached herein and included in schedules 1 through 4 is true and accurate to the best of my knowledge;

The interest earned on Net Revenues allocated pursuant to the Ordinance shall be expended only for those purposes for which the Net Revenues were allocated;

The City/County of \_\_\_\_\_ is aware of the State Controller’s “Guidelines Relating to Gas Tax Expenditures for Cities and Counties”, which is a guide for determining MOE Expenditures for M2 Eligibility purposes;

The City/County’s Expenditure Report is in compliance with direction provided in the State Controller’s “Guidelines Relating to Gas Tax Expenditures for Cities and Counties;” and

The City/County of \_\_\_\_\_ has expended in this fiscal year an amount of local discretionary funds for streets and roads purposes at least equal to one of the maintenance of effort requirements below<sup>10</sup>:

- A) The City/County met the existing FY 2021-22 MOE benchmark dollar amount.
- B) The City/County met a proportional MOE benchmark amount of FY 2020-21 General Funds Revenues that is at least equal to the percent listed in column C of Exhibit 2 in the M2 Eligibility Guidelines.<sup>13</sup>

Kim Engelby \_\_\_\_\_  
Chief Financial Officer or their designee (Print Name)

11/8/22  
Date

 \_\_\_\_\_  
Signature

<sup>13</sup> An Actual General Fund Revenue excerpt from a jurisdiction's Annual Comprehensive Finance Report (ACFR) must be provided as backup documentation.

A RESOLUTION OF THE BOARD OF SUPERVISORS OF THE COUNTY OF ORANGE,  
CALIFORNIA CONCERNING THE MEASURE M2 (M2) EXPENDITURE REPORT FOR  
THE COUNTY OF ORANGE

December 6, 2022

WHEREAS, local jurisdictions are required to meet eligibility requirements and submit eligibility verification packages to the Orange County Transportation Authority (OCTA) in order to remain eligible to receive M2 funds; and

WHEREAS, local jurisdictions are required to adopt an annual M2 Expenditure Report as part of one of the eligibility requirements; and

WHEREAS, local jurisdictions are required to account for Net Revenues, developer/traffic impact fees, and funds expended by local jurisdiction in the M2 Expenditure Report that satisfy the Maintenance of Effort requirements; and

WHEREAS, the M2 Expenditure Report shall include all Net Revenue fund balances, interest earned and expenditures identified by type and program or project; and

WHEREAS, the M2 Expenditure Report must be adopted and submitted to the OCTA each year within six months of the end of the local jurisdiction's fiscal year to be eligible to receive Net Revenues as part of M2.

NOW, THEREFORE, BE IT RESOLVED that the Board of Supervisors for the County of Orange does hereby inform OCTA that:

- a) The M2 Expenditure Report is in conformance with the template provided in the Measure M2 Eligibility Guidelines and accounts for Net Revenues including interest earned, expenditures during the fiscal year and balances at the end of fiscal year.
- b) The M2 Expenditure Report is hereby adopted by the County of Orange.
- c) The County of Orange Chief Financial Officer or their designee is hereby authorized to sign and submit the M2 Expenditure Report to OCTA for the fiscal year ending June 30, 2022.

PASSED, APPROVED, AND ADOPTED THIS 6<sup>th</sup> day of December 2022

The foregoing was passed and adopted by the following vote of the Orange County Board of Supervisors, on December 06, 2022, to wit:

AYES: Supervisors: ANDREW DO, KATRINA FOLEY, LISA A. BARTLETT  
DOUG CHAFFEE  
NOES: Supervisor(s):  
EXCUSED: Supervisor(s): DONALD P. WAGNER  
ABSTAINED: Supervisor(s):



CHAIRMAN

STATE OF CALIFORNIA )  
  )  
COUNTY OF ORANGE )

**I, VALERIE SANCHEZ, Chief Deputy Clerk of the Board of Orange County, California, hereby certify that a copy of this document has been delivered to the Chairman of the Board and that the above and foregoing Resolution was duly and regularly adopted by the Orange County Board of Supervisors**

IN WITNESS WHEREOF, I have hereto set my hand and seal.



VALERIE SANCHEZ  
Chief Deputy Clerk of the Board  
County of Orange, State of California

Resolution No: 22-141  
Agenda Date: 12/06/2022  
Item No: 7



I certify that the foregoing is a true and correct copy of the Resolution adopted by the Board of Supervisors, Orange County, State of California

Valerie Sanchez, Chief Deputy Clerk of the Board of Supervisors

By: \_\_\_\_\_  
Deputy





**Orange County Transportation Authority**

**M2 Fact Sheet**

**City of Dana Point**

**Fiscal Year Ended June 30, 2022**

**Council Action** 11/15/2022

**Signed Resolution** Yes

**Revised Final Report?** No

	<u>Actual</u>	<u>Benchmark</u>
<b>MOE Expenditures</b>	\$4,659,703	\$1,510,094

<b>Project</b>	<b>Beginning Balance A</b>	<b>Revenues Claimed B</b>	<b>Expenditures C</b>	<b>Ending Balance D</b>	<b>Verify A+B-C-D</b>
M2 Fairshare	783,772	738,384	762,601	759,555	0
M2 Fairshare Interest	3,983	5,678	5,678	3,983	0
SMP or Senior Non-Emergency Medical	186,991	66,523	29,420	224,094	0
SMP or Senior Non-Emergency Medical Interest	1,487	494	1,635	346	0
Community Based Transit/Circulators	72,388	245,530	1,145,623	-827,705	0
Community Based Transit/Circulators Interest	-8,116	0	0	-8,116	0
Water Quality Program (Project X)	0	0	0	0	0
Water Quality Program (Project X) Interest	0	0	0	0	0
Other	0	290,000	0	290,000	0
Other Interest	0	0	0	0	0
<b>Grand Total</b>	<b>1,040,505</b>	<b>1,346,609</b>	<b>1,944,957</b>	<b>442,157</b>	<b>0</b>

**M2 Expenditure Report**  
**Fiscal Year Ended June 30, 2022**  
**Beginning and Ending Balances**

Description		Line No.	Amount	Interest
<b>Balances at Beginning of Fiscal Year</b>				
<b>A-M</b>	Freeway Projects	1	\$ -	\$ -
<b>O</b>	Regional Capacity Program (RCP)	2	\$ -	\$ -
<b>P</b>	Regional Traffic Signal Synchronization Program (RTSSP)	3	\$ -	\$ -
<b>Q</b>	Local Fair Share	4	\$ 783,771.53	\$ 3,983
<b>R</b>	High Frequency Metrolink Service	5	\$ -	\$ -
<b>S</b>	Transit Extensions to Metrolink	6	\$ -	\$ -
<b>T</b>	Convert Metrolink Station(s) to Regional Gateways that connect Orange County with High-Speed Rail Systems	7	\$ -	\$ -
<b>U</b>	Senior Mobility Program or Senior Non-Emergency Medical Program	8	\$ 186,991.69	\$ 1,487
<b>V</b>	Community Based Transit/Circulators	9	\$ 390,719.85	\$ 1,389
<b>W</b>	Safe Transit Stops	10	\$ -	\$ -
<b>X</b>	Environmental Cleanup Program (Water Quality)	11	\$ -	\$ -
	Other*	12	\$ -	\$ -
<b>Balances at Beginning of Fiscal Year</b>		13	\$ 1,361,483.07	\$ 6,859
	Monies Made Available During Fiscal Year	14	\$ 1,340,437.49	\$ 6,171
<b>Total Monies Available (Sum Lines 13 &amp; 14)</b>		15	\$ 2,701,920.56	\$ 13,030
	Expenditures During Fiscal Year	16	\$ 1,937,643.81	\$ 7,313
<b>Balances at End of Fiscal Year</b>				
<b>A-M</b>	Freeway Projects	17	\$ -	\$ -
<b>O</b>	Regional Capacity Program (RCP)	18	\$ -	\$ -
<b>P</b>	Regional Traffic Signal Synchronization Program (RTSSP)	19	\$ -	\$ -
<b>Q</b>	Local Fair Share	20	\$ 759,555	\$ 3,983
<b>R</b>	High Frequency Metrolink Service	21	\$ -	\$ -
<b>S</b>	Transit Extensions to Metrolink	22	\$ -	\$ -
<b>T</b>	Convert Metrolink Station(s) to Regional Gateways that connect Orange County with High-Speed Rail Systems	23	\$ -	\$ -
<b>U</b>	Senior Mobility Program or Senior Non-Emergency Medical Program	24	\$ 224,095	\$ 346
<b>V</b>	Community Based Transit/Circulators	25	\$ (509,373)	\$ 1,389
<b>W</b>	Safe Transit Stops	26	\$ -	\$ -
<b>X</b>	Environmental Cleanup Program (Water Quality)	27	\$ -	\$ -
	Other*	28	\$ 290,000	\$ -

\* Please provide a specific description

**M2 Expenditure Report**  
**Fiscal Year Ended June 30, 2021**  
**Sources and Uses**

Description		Line No.	Amount	Interest
<b>Revenues:</b>				
<b>A-M</b>	Freeway Projects	1	\$ -	\$ -
<b>O</b>	Regional Capacity Program (RCP)	2	\$ -	\$ -
<b>P</b>	Regional Traffic Signal Synchronization Program (RTSSP)	3	\$ -	\$ -
<b>Q</b>	Local Fair Share	4	\$ 738,384	\$ 5,678
<b>R</b>	High Frequency Metrolink Service	5	\$ -	\$ -
<b>S</b>	Transit Extensions to Metrolink	6	\$ -	\$ -
<b>T</b>	Convert Metrolink Station(s) to Regional Gateways that connect Orange County with High-Speed Rail Systems	7	\$ -	\$ -
<b>U</b>	Senior Mobility Program or Senior Non-Emergency Medical Program	8	\$ 66,523	\$ 494
<b>V</b>	Community Based Transit/Circulators*	9	\$ 245,530	\$ -
<b>W</b>	Safe Transit Stops	10	\$ -	\$ -
<b>X</b>	Environmental Cleanup Program (Water Quality)	11	\$ -	\$ -
	Other**	12	\$ 290,000	\$ -
<b>TOTAL REVENUES (Sum lines 1 to 12)</b>		13	\$ 1,340,437	\$ 6,171
<b>Expenditures:</b>				
<b>A-M</b>	Freeway Projects	14	\$ -	\$ -
<b>O</b>	Regional Capacity Program (RCP)	15	\$ -	\$ -
<b>P</b>	Regional Traffic Signal Synchronization Program (RTSSP)	16	\$ -	\$ -
<b>Q</b>	Local Fair Share	17	\$ 762,601	\$ 5,678
<b>R</b>	High Frequency Metrolink Service	18	\$ -	\$ -
<b>S</b>	Transit Extensions to Metrolink	19	\$ -	\$ -
<b>T</b>	Convert Metrolink Station(s) to Regional Gateways that connect Orange County with High-Speed Rail Systems	20	\$ -	\$ -
<b>U</b>	Senior Mobility Program or Senior Non-Emergency Medical Program	21	\$ 29,420	\$ 1,635
<b>V</b>	Community Based Transit/Circulators	22	\$ 1,145,623	\$ -
<b>W</b>	Safe Transit Stops	23	\$ -	\$ -
<b>X</b>	Environmental Cleanup Program (Water Quality)	24	\$ -	\$ -
	Other*	25	\$ -	\$ -
<b>TOTAL EXPENDITURES (Sum lines 14 to 25)</b>		26	\$ 1,937,644	\$ 7,313
<b>TOTAL BALANCE (Subtract line 26 from 13)</b>		27	\$ (597,206)	\$ (1,141)

\*Revenues received in August 2022 were recorded in FY22 using the modified-accrual method.

\*\*Contribution from the General Fund to cover cashflow shortfall during FY22.


**M2 Expenditure Report**  
**Fiscal Year Ended June 30, 2021**  
**Sources and Uses**

Description		Line No.	Amount	Interest
<b>Revenues:</b>				
<b>A-M</b>	Freeway Projects	1	\$ -	\$ -
<b>O</b>	Regional Capacity Program (RCP)	2	\$ -	\$ -
<b>P</b>	Regional Traffic Signal Synchronization Program (RTSSP)	3	\$ -	\$ -
<b>Q</b>	Local Fair Share	4	\$ 738,384	\$ 5,678
<b>R</b>	High Frequency Metrolink Service	5	\$ -	\$ -
<b>S</b>	Transit Extensions to Metrolink	6	\$ -	\$ -
<b>T</b>	Convert Metrolink Station(s) to Regional Gateways that connect Orange County with High-Speed Rail Systems	7	\$ -	\$ -
<b>U</b>	Senior Mobility Program or Senior Non-Emergency Medical Program	8	\$ 66,523	\$ 494
<b>V</b>	Community Based Transit/Circulators*	9	\$ 245,530	\$ -
<b>W</b>	Safe Transit Stops	10	\$ -	\$ -
<b>X</b>	Environmental Cleanup Program (Water Quality)	11	\$ -	\$ -
	Other**	12	\$ 290,000	\$ -
<b>TOTAL REVENUES (Sum lines 1 to 12)</b>		13	\$ 1,340,437	\$ 6,171
<b>Expenditures:</b>				
<b>A-M</b>	Freeway Projects	14	\$ -	\$ -
<b>O</b>	Regional Capacity Program (RCP)	15	\$ -	\$ -
<b>P</b>	Regional Traffic Signal Synchronization Program (RTSSP)	16	\$ -	\$ -
<b>Q</b>	Local Fair Share	17	\$ 762,601	\$ 5,678
<b>R</b>	High Frequency Metrolink Service	18	\$ -	\$ -
<b>S</b>	Transit Extensions to Metrolink	19	\$ -	\$ -
<b>T</b>	Convert Metrolink Station(s) to Regional Gateways that connect Orange County with High-Speed Rail Systems	20	\$ -	\$ -
<b>U</b>	Senior Mobility Program or Senior Non-Emergency Medical Program	21	\$ 29,420	\$ 1,635
<b>V</b>	Community Based Transit/Circulators	22	\$ 1,145,623	\$ -
<b>W</b>	Safe Transit Stops	23	\$ -	\$ -
<b>X</b>	Environmental Cleanup Program (Water Quality)	24	\$ -	\$ -
	Other*	25	\$ -	\$ -
<b>TOTAL EXPENDITURES (Sum lines 14 to 25)</b>		26	\$ 1,937,644	\$ 7,313
<b>TOTAL BALANCE (Subtract line 26 from 13)</b>		27	\$ (597,206)	\$ (1,141)

\*Revenues received in August 2022 were recorded in FY22 using the modified-accrual method.

\*\*Contribution from the General Fund to cover cashflow shortfall during FY22.

**M2 Expenditure Report**  
**Fiscal Year Ended June 30, 2021**  
**Streets and Roads Detailed Use of Funds**

Type of Expenditure	Line No.	MOE	Developer / Impact Fees <sup>+</sup>	O	O Interest	P	P Interest	Q	Q Interest	X	X Interest	Other M2 <sup>2</sup>	Other M2 Interest	Other*	TOTAL
<b>Indirect and/or Overhead</b>	1	\$ -	\$ -	\$ -	\$ -	\$ -	\$ -	\$ -	\$ -	\$ -	\$ -	\$ -	\$ -	\$ -	\$ -
<b>Construction &amp; Right-of-Way</b>															
New Street Construction	2	\$ -	\$ -	\$ -	\$ -	\$ -	\$ -	\$ -	\$ -	\$ -	\$ -	\$ -	\$ -	\$ -	\$ -
Street Reconstruction	3	\$ -	\$ -	\$ -	\$ -	\$ -	\$ -	\$ -	\$ -	\$ -	\$ -	\$ -	\$ -	\$ -	\$ -
Signals, Safety Devices, & Street Lights	4	\$ -	\$ -	\$ -	\$ -	\$ -	\$ -	\$ -	\$ -	\$ -	\$ -	\$ -	\$ -	\$ -	\$ -
Pedestrian Ways & Bikepaths	5	\$ -	\$ -	\$ -	\$ -	\$ -	\$ -	\$ -	\$ -	\$ -	\$ -	\$ -	\$ -	\$ -	\$ -
Storm Drains	6	\$ -	\$ -	\$ -	\$ -	\$ -	\$ -	\$ -	\$ -	\$ -	\$ -	\$ -	\$ -	\$ -	\$ -
Storm Damage	7	\$ -	\$ -	\$ -	\$ -	\$ -	\$ -	\$ -	\$ -	\$ -	\$ -	\$ -	\$ -	\$ -	\$ -
<b>Total Construction<sup>1</sup></b>	8	\$ -	\$ -	\$ -	\$ -	\$ -	\$ -	\$ -	\$ -	\$ -	\$ -	\$ -	\$ -	\$ -	\$ -
Right of Way Acquisition	9	\$ -	\$ -	\$ -	\$ -	\$ -	\$ -	\$ -	\$ -	\$ -	\$ -	\$ -	\$ -	\$ -	\$ -
<b>Total Construction &amp; Right-of-Way</b>	10	\$ -	\$ -	\$ -	\$ -	\$ -	\$ -	\$ -	\$ -	\$ -	\$ -	\$ -	\$ -	\$ -	\$ -
<b>Maintenance</b>															
Patching	11	\$ -	\$ -	\$ -	\$ -	\$ -	\$ -	\$ -	\$ -	\$ -	\$ -	\$ -	\$ -	\$ -	\$ -
Overlay & Sealing	12	\$ 2,280,979.00	\$ -	\$ -	\$ -	\$ -	\$ -	\$ 762,601	\$ 5,678	\$ -	\$ -	\$ -	\$ -	\$ -	\$ 3,049,258.00
Street Lights & Traffic Signals	13	\$ 487,353.00	\$ -	\$ -	\$ -	\$ -	\$ -	\$ -	\$ -	\$ -	\$ -	\$ -	\$ -	\$ -	\$ 487,353.00
Storm Damage	14	\$ -	\$ -	\$ -	\$ -	\$ -	\$ -	\$ -	\$ -	\$ -	\$ -	\$ -	\$ -	\$ -	\$ -
Other Street Purpose Maintenance	15	\$ 1,891,371.00	\$ -	\$ -	\$ -	\$ -	\$ -	\$ -	\$ -	\$ -	\$ -	\$ -	\$ -	\$ -	\$ 1,891,371.00
<b>Total Maintenance<sup>1</sup></b>	16	\$ 4,659,703.00	\$ -	\$ -	\$ -	\$ -	\$ -	\$ 762,601	\$ 5,678	\$ -	\$ -	\$ -	\$ -	\$ -	\$ 5,427,982.00
<b>Other</b>	17		\$ -	\$ -	\$ -	\$ -	\$ -	\$ -	\$ -	\$ -	\$ -	\$ 1,175,042	\$ 1,635	\$ -	\$ 1,176,677.48
<b>GRAND TOTALS (Sum Lines 1, 10, 16, 17)</b>	18	\$ 4,659,703.00	\$ -	\$ -	\$ -	\$ -	\$ -	\$ 762,601	\$ 5,678	\$ -	\$ -	\$ 1,175,042	\$ 1,635	\$ -	\$ 6,604,659.48
<b>Finance Director Confirmation</b>	19	Any California State Constitution Article XIX streets and road eligible expenditure may be "counted" in local jurisdictions' calculation of MOE if the activity is supported (funded) by a local jurisdictions' discretionary funds (e.g. general fund). The California State Controller also provides useful information on Article XIX and the Streets and Highways Code eligible expenditures in its "Guidelines Relating to Gas Tax Expenditures for Cities and Counties". I have reviewed and am aware of these guidelines and their applicability in calculating and reporting on Maintenance of Effort expenditures.  Finance Director initial: 													

<sup>1</sup> Includes direct charges for staff time  
<sup>2</sup> Other M2 includes A-M, R,S,T,U,V, and W  
 + Transportation related only  
 \* Please provide a specific description

**Legend**

Project	Description
A-M	Freeway Projects
O	Regional Capacity Program (RCP)
P	Regional Traffic Signal Synchronization Program (RTSSP)
Q	Local Fair Share
R	High Frequency Metrolink Service
S	Transit Extensions to Metrolink
T	Convert Metrolink Station(s) to Regional Gateways that connect Orange County with High-Speed Rail Systems
U	Senior Mobility Program or Senior Non-Emergency Medical Program
V	Community Based Transit/Circulators
W	Safe Transit Stops
X	Environmental Cleanup Program (Water Quality)



**M2 Expenditure Report  
Fiscal Year Ended June 30, 2022**

I hereby certify that:

All the information attached herein and included in schedules 1 through 4 is true and accurate to the best of my knowledge;

The interest earned on Net Revenues allocated pursuant to the Ordinance shall be expended only for those purposes for which the Net Revenues were allocated;

The City of Dana Point is aware of the State Controller's "Guidelines Relating to Gas Tax Expenditures for Cities and Counties", which is a guide for determining MOE Expenditures for M2 Eligibility purposes;

The City's Expenditure Report is in compliance with direction provided in the State Controller's "Guidelines Relating to Gas Tax Expenditures for Cities and Counties;" and

The City of Dana Point has expended in this fiscal year an amount of local discretionary funds for streets and roads purposes at least equal to one of the maintenance of effort requirements below<sup>10</sup>:

A) The City of Dana Point met the existing FY 2021-22 MOE benchmark dollar amount.

~~B) The City/County met a proportional MOE benchmark amount of FY 2020-21 General Funds Revenues that is at least equal to the percent listed in column C of Exhibit 2 in the M2 Eligibility Guidelines.<sup>13</sup>~~

SEA SHELTON  
Director of Finance (Print Name)

11/8/2022  
Date

[Signature]  
Signature

<sup>13</sup> An Actual General Fund Revenue excerpt from a jurisdiction's Annual Comprehensive Finance Report (ACFR) must be provided as backup documentation.

**RESOLUTION NO. 22-11-15-03**

**A RESOLUTION OF THE CITY COUNCIL OF THE CITY OF DANA POINT, CALIFORNIA, CONCERNING THE MEASURE M (M2) EXPENDITURE REPORT FOR THE CITY OF DANA POINT FOR FISCAL YEAR 2021-2022**

THE CITY COUNCIL OF THE CITY OF DANA POINT, CALIFORNIA DOES HEREBY RESOLVE AS FOLLOWS:

WHEREAS, local jurisdictions are required to meet eligibility requirements and submit eligibility verification packages to the Orange County Transportation Authority (OCTA) in order to remain eligible to receive M2 funds; and

WHEREAS, local jurisdictions are required to adopt an annual M2 Expenditure Report as part of one of the eligibility requirements; and

WHEREAS, local jurisdictions are required to account for Net Revenues, developer/traffic impact fees, and funds expended by local jurisdiction in the M2 Expenditure Report that satisfy the Maintenance of Effort requirements; and

WHEREAS, the M2 Expenditure Report shall include all Net Revenue fund balances, interest earned and expenditures identified by type and program or project; and


WHEREAS, the M2 Expenditure Report must be adopted and submitted to the OCTA each year within six months of the end of the local jurisdiction's fiscal year to be eligible to receive Net Revenues as part of M2.

NOW, THEREFORE, BE IT RESOLVED that the City Council of the City of Dana Point, does hereby inform OCTA that:

- Section 1. The M2 Expenditure Report, included as Attachment A, is in conformance with the M2 Expenditure Report Template provided in the Measure M2 Eligibility Guidelines and accounts for Net Revenue including interest earned, expenditures during the fiscal year and balances at the end of the fiscal year.
- Section 2. The M2 Expenditure Report is hereby adopted by the City of Dana Point.
- Section 3. That Staff is directed to submit the annual M2 Expenditure Report within six months of the end of the fiscal year as required in order to maintain eligibility for any M2 funds and transmit eligibility documents to OCTA.
- Section 4. The City of Dana Point's Finance Manager/City Manager is hereby authorized to sign and submit the Measure M2 Expenditure Report to OCTA for the fiscal year ending 2021-2022.



PASSED, APPROVED, AND ADOPTED this 15<sup>th</sup> day of November 2022.

  
\_\_\_\_\_  
JOSEPH L. MULLER, MAYOR

ATTEST:

  
\_\_\_\_\_  
SHAYNA SHARKE, CITY CLERK

STATE OF CALIFORNIA )  
COUNTY OF ORANGE ) SS  
CITY OF DANA POINT )

I, SHAYNA SHARKE, City Clerk of the City of Dana Point, California, DO HEREBY CERTIFY THAT THE FOREGOING IS A TRUE AND CORRECT COPY OF Resolution No. 22-11-15-03 adopted by the City Council of the City of Dana Point, California, at a regular meeting thereof held on the 15<sup>th</sup> day of November 2022, by the following vote:

AYES: Federico, Viczorek, Frost, and Muller

NOES: None

ABSENT: Villar

ABSTAIN: None

  
\_\_\_\_\_  
SHAYNA SHARKE  
CITY CLERK



**Orange County Transportation Authority**

**M2 Fact Sheet**

**City of Fountain Valley**

**Fiscal Year Ended June 30, 2022**

Council Action 12/20/2022

Signed Resolution Yes

Revised Final Report? No

	<u>Actual</u>	<u>Benchmark</u>
MOE Expenditures	\$2,781,187	\$1,564,638

Project	Beginning Balance A	Revenues Claimed B	Expenditures C	Ending Balance D	Verify A+B-C-D
M2 Fairshare	1,871,322	1,339,332	309,195	2,901,459	0
M2 Fairshare Interest	18,644	24,360	18,645	24,359	0
SMP or Senior Non-Emergency Medical	111,669	107,324	30,372	188,621	0
SMP or Senior Non-Emergency Medical Interest	924	1,536	924	1,536	0
Community Based Transit/Circulators	0	0	0	0	0
Community Based Transit/Circulators Interest	0	0	0	0	0
Water Quality Program (Project X)	0	0	0	0	0
Water Quality Program (Project X) Interest	0	0	0	0	0
<b>Grand Total</b>	<b>2,002,558</b>	<b>1,472,552</b>	<b>359,136</b>	<b>3,115,974</b>	<b>0</b>

**M2 Expenditure Report  
Fiscal Year Ended June 30, 2022  
Beginning and Ending Balances**

Description	Line No.	Amount	Interest
<b>Balances at Beginning of Fiscal Year</b>			
<b>A-M</b> Freeway Projects	1	\$ -	\$ -
<b>O</b> Regional Capacity Program (RCP)	2	\$ -	\$ -
<b>P</b> Regional Traffic Signal Synchronization Program (RTSSP)	3	\$ -	\$ -
<b>Q</b> Local Fair Share	4	\$ 1,871,320.37	\$ 18,645
<b>R</b> High Frequency Metrolink Service	5	\$ -	\$ -
<b>S</b> Transit Extensions to Metrolink	6	\$ -	\$ -
<b>T</b> Convert Metrolink Station(s) to Regional Gateways that connect Orange County with High-Speed Rail Systems	7	\$ -	\$ -
<b>U</b> Senior Mobility Program or Senior Non-Emergency Medical Program	8	\$ 111,667.45	\$ 924
<b>V</b> Community Based Transit/Circulators	9	\$ -	\$ -
<b>W</b> Safe Transit Stops	10	\$ -	\$ -
<b>X</b> Environmental Cleanup Program (Water Quality)	11	\$ -	\$ -
Other*	12	\$ -	\$ -
<b>Balances at Beginning of Fiscal Year</b>	13	\$ 1,982,987.82	\$ 19,569
Monies Made Available During Fiscal Year	14	\$ 1,446,655.90	\$ 25,896
<b>Total Monies Available (Sum Lines 13 &amp; 14)</b>	15	\$ 3,429,643.72	\$ 45,465
Expenditures During Fiscal Year	16	\$ 339,567.08	\$ 19,569
<b>Balances at End of Fiscal Year</b>			
<b>A-M</b> Freeway Projects	17	\$ -	\$ -
<b>O</b> Regional Capacity Program (RCP)	18	\$ -	\$ -
<b>P</b> Regional Traffic Signal Synchronization Program (RTSSP)	19	\$ -	\$ -
<b>Q</b> Local Fair Share	20	\$ 2,901,457.60	\$ 24,360
<b>R</b> High Frequency Metrolink Service	21	\$ -	\$ -
<b>S</b> Transit Extensions to Metrolink	22	\$ -	\$ -
<b>T</b> Convert Metrolink Station(s) to Regional Gateways that connect Orange County with High-Speed Rail Systems	23	\$ -	\$ -
<b>U</b> Senior Mobility Program or Senior Non-Emergency Medical Program	24	\$ 188,619.04	\$ 1,536
<b>V</b> Community Based Transit/Circulators	25	\$ -	\$ -
<b>W</b> Safe Transit Stops	26	\$ -	\$ -
<b>X</b> Environmental Cleanup Program (Water Quality)	27	\$ -	\$ -
Other*	28	\$ -	\$ -

\* Please provide a specific description

**M2 Expenditure Report**  
**Fiscal Year Ended June 30, 2022**  
**Sources and Uses**

Description		Line No.	Amount	Interest
<b>Revenues:</b>				
<b>A-M</b>	Freeway Projects	1	\$ -	\$ -
<b>O</b>	Regional Capacity Program (RCP)	2	\$ -	\$ -
<b>P</b>	Regional Traffic Signal Synchronization Program (RTSSP)	3	\$ -	\$ -
<b>Q</b>	Local Fair Share	4	\$ 1,339,332	\$ 24,360
<b>R</b>	High Frequency Metrolink Service	5	\$ -	\$ -
<b>S</b>	Transit Extensions to Metrolink	6	\$ -	\$ -
<b>T</b>	Convert Metrolink Station(s) to Regional Gateways that connect Orange County with High-Speed Rail Systems	7	\$ -	\$ -
<b>U</b>	Senior Mobility Program or Senior Non-Emergency Medical Program	8	\$ 107,324	\$ 1,536
<b>V</b>	Community Based Transit/Circulators	9	\$ -	\$ -
<b>W</b>	Safe Transit Stops	10	\$ -	\$ -
<b>X</b>	Environmental Cleanup Program (Water Quality)	11	\$ -	\$ -
	Other*	12	\$ -	\$ -
<b>TOTAL REVENUES (Sum lines 1 to 12)</b>		13	\$ 1,446,656	\$ 25,896
<b>Expenditures:</b>				
<b>A-M</b>	Freeway Projects	14	\$ -	\$ -
<b>O</b>	Regional Capacity Program (RCP)	15	\$ -	\$ -
<b>P</b>	Regional Traffic Signal Synchronization Program (RTSSP)	16	\$ -	\$ -
<b>Q</b>	Local Fair Share	17	\$ 309,195	\$ 18,645
<b>R</b>	High Frequency Metrolink Service	18	\$ -	\$ -
<b>S</b>	Transit Extensions to Metrolink	19	\$ -	\$ -
<b>T</b>	Convert Metrolink Station(s) to Regional Gateways that connect Orange County with High-Speed Rail Systems	20	\$ -	\$ -
<b>U</b>	Senior Mobility Program or Senior Non-Emergency Medical Program	21	\$ 30,372	\$ 924
<b>V</b>	Community Based Transit/Circulators	22	\$ -	\$ -
<b>W</b>	Safe Transit Stops	23	\$ -	\$ -
<b>X</b>	Environmental Cleanup Program (Water Quality)	24	\$ -	\$ -
	Other*	25	\$ -	\$ -
<b>TOTAL EXPENDITURES (Sum lines 14 to 25)</b>		26	\$ 339,567	\$ 19,569
<b>TOTAL BALANCE (Subtract line 26 from 13)</b>		27	\$ 1,107,089	\$ 6,327

\* Please provide a specific description

**M2 Expenditure Report**  
**Fiscal Year Ended June 30, 2022**  
**Streets and Roads Detailed Use of Funds**

Type of Expenditure	Line No.	MOE	Developer / Impact Fees <sup>1</sup>	O	O Interest	P	P Interest	Q	Q Interest	X	X Interest	Other M2 <sup>2</sup>	Other M2 Interest	Other*	TOTAL
Indirect and/or Overhead	1	\$ 528,582	\$ -	\$ -	\$ -	\$ -	\$ -	\$ -	\$ -	\$ -	\$ -	\$ -	\$ -	\$ -	\$ 528,582
<b>Construction &amp; Right-of-Way</b>															
New Street Construction	2	\$ -	\$ -	\$ -	\$ -	\$ -	\$ -	\$ -	\$ -	\$ -	\$ -	\$ -	\$ -	\$ -	\$ -
Street Reconstruction	3	\$ -	\$ -	\$ -	\$ -	\$ -	\$ -	\$ -	\$ -	\$ -	\$ -	\$ -	\$ -	\$ -	\$ -
Signals, Safety Devices, & Street Lights	4	\$ -	\$ -	\$ -	\$ -	\$ -	\$ -	\$ 129,991.00	\$ -	\$ -	\$ -	\$ -	\$ -	\$ -	\$ 129,991
Pedestrian Ways & Bikepaths	5	\$ -	\$ -	\$ -	\$ -	\$ -	\$ -	\$ -	\$ -	\$ -	\$ -	\$ -	\$ -	\$ -	\$ -
Storm Drains	6	\$ -	\$ -	\$ -	\$ -	\$ -	\$ -	\$ -	\$ -	\$ -	\$ -	\$ -	\$ -	\$ -	\$ -
Storm Damage	7	\$ -	\$ -	\$ -	\$ -	\$ -	\$ -	\$ -	\$ -	\$ -	\$ -	\$ -	\$ -	\$ -	\$ -
<b>Total Construction<sup>1</sup></b>	8	\$ -	\$ -	\$ -	\$ -	\$ -	\$ -	\$ 129,991.00	\$ -	\$ -	\$ -	\$ -	\$ -	\$ -	\$ 129,991
Right of Way Acquisition	9	\$ -	\$ -	\$ -	\$ -	\$ -	\$ -	\$ -	\$ -	\$ -	\$ -	\$ -	\$ -	\$ -	\$ -
<b>Total Construction &amp; Right-of-Way</b>	10	\$ -	\$ -	\$ -	\$ -	\$ -	\$ -	\$ 129,991.00	\$ -	\$ -	\$ -	\$ -	\$ -	\$ -	\$ 129,991
<b>Maintenance</b>															
Patching	11	\$ 375,167.97	\$ -	\$ -	\$ -	\$ -	\$ -	\$ -	\$ -	\$ -	\$ -	\$ -	\$ -	\$ -	\$ 375,168
Overlay & Sealing	12	\$ -	\$ -	\$ -	\$ -	\$ -	\$ -	\$ 179,204.00	\$ 18,645.00	\$ -	\$ -	\$ -	\$ -	\$ -	\$ 197,849
Street Lights & Traffic Signals	13	\$ 992,804.71	\$ -	\$ -	\$ -	\$ -	\$ -	\$ -	\$ -	\$ -	\$ -	\$ -	\$ -	\$ -	\$ 992,805
Storm Damage	14	\$ -	\$ -	\$ -	\$ -	\$ -	\$ -	\$ -	\$ -	\$ -	\$ -	\$ -	\$ -	\$ -	\$ -
Other Street Purpose Maintenance	15	\$ 884,632.14	\$ -	\$ -	\$ -	\$ -	\$ -	\$ -	\$ -	\$ -	\$ -	\$ -	\$ -	\$ -	\$ 884,632
<b>Total Maintenance<sup>1</sup></b>	16	\$ 2,252,604.82	\$ -	\$ -	\$ -	\$ -	\$ -	\$ 179,204.00	\$ 18,645.00	\$ -	\$ -	\$ -	\$ -	\$ -	\$ 2,450,454
<b>Other</b>	17		\$ -	\$ -	\$ -	\$ -	\$ -	\$ -	\$ -	\$ -	\$ -	\$ 30,372.08	\$ 924.05	\$ -	\$ 31,296
<b>GRAND TOTALS (Sum Lines 1, 10, 16, 17)</b>	18	\$ 2,781,187	\$ -	\$ -	\$ -	\$ -	\$ -	\$ 309,195	\$ 18,645	\$ -	\$ -	\$ 30,372	\$ 924	\$ -	\$ 3,140,323
<b>Finance Director Confirmation</b>	19	Any California State Constitution Article XIX streets and road eligible expenditure may be "counted" in local jurisdictions' calculation of MOE if the activity is supported (funded) by a local jurisdictions' discretionary funds (e.g. general fund). The California State Controller also provides useful information on Article XIX and the Streets and Highways Code eligible expenditures in its "Guidelines Relating to Gas Tax Expenditures for Cities and Counties". I have reviewed and am aware of these guidelines and their applicability in calculating and reporting on Maintenance of Effort expenditures.  Finance Director initial: <u>RS</u>													

<sup>1</sup> Includes direct charges for staff time  
<sup>2</sup> Other M2 includes A-M, R, S, T, U, V, and W  
 + Transportation related only  
 \* Please provide a specific description

**Legend**

Project	Description
A-M	Freeway Projects
O	Regional Capacity Program (RCP)
P	Regional Traffic Signal Synchronization Program (RTSSP)
Q	Local Fair Share
R	High Frequency Metrolink Service
S	Transit Extensions to Metrolink
T	Convert Metrolink Station(s) to Regional Gateways that connect Orange County with High-Speed Rail Systems
U	Senior Mobility Program or Senior Non-Emergency Medical Program
V	Community Based Transit/Circulators
W	Safe Transit Stops
X	Environmental Cleanup Program (Water Quality)



**M2 Expenditure Report**  
**Fiscal Year Ended June 30, 2022**

I hereby certify that:

- All the information attached herein and included in schedules 1 through 4 is true and accurate to the best of my knowledge;
- The interest earned on Net Revenues allocated pursuant to the Ordinance shall be expended only for those purposes for which the Net Revenues were allocated;
- The City/County of Fountain Valley is aware of the State Controller's "Guidelines Relating to Gas Tax Expenditures for Cities and Counties", which is a guide for determining MOE Expenditures for M2 Eligibility purposes;
- The City/County's Expenditure Report is in compliance with direction provided in the State Controller's "Guidelines Relating to Gas Tax Expenditures for Cities and Counties;" and
- The City/County of Fountain Valley has expended in this fiscal year an amount of local discretionary funds for streets and roads purposes at least equal to one of the maintenance of effort requirements below<sup>10</sup>:
  - A) The City/County met the existing FY 2021-22 MOE benchmark dollar amount.
  - B) The City/County met a proportional MOE benchmark amount of FY 2020-21 General Funds Revenues that is at least equal to the percent listed in column C of Exhibit 2 in the M2 Eligibility Guidelines.<sup>13</sup>

Ryan Smith

Director of Finance (Print Name)

11/23/2022

Date



Signature

<sup>13</sup> An Actual General Fund Revenue excerpt from a jurisdiction's Annual Comprehensive Finance Report (ACFR) must be provided as backup documentation.

**RESOLUTION NO. 9860**

**A RESOLUTION OF THE CITY COUNCIL OF THE CITY OF FOUNTAIN VALLEY CONCERNING THE MEASURE M2 (M2) EXPENDITURE REPORT FOR THE CITY OF FOUNTAIN FALLEY**

**WHEREAS**, local jurisdictions are required to meet eligibility requirements and submit eligibility verification packages to the Orange County Transportation Authority (OCTA) in order to remain eligible to receive M2 funds; and

**WHEREAS**, local jurisdictions are required to adopt an annual M2 Expenditure Report as part of one of the eligibility requirements; and

**WHEREAS**, local jurisdictions are required to account for Net Revenues, developer/traffic impact fees, and funds expended by local jurisdiction in the M2 Expenditure Report that satisfy the Maintenance of Effort requirements; and

**WHEREAS**, the M2 Expenditure Report shall include all Net Revenue fund balances, interest earned and expenditures identified by type and program or project; and

**WHEREAS**, the M2 Expenditure Report must be adopted and submitted to the OCTA each year within six months of the end of the local jurisdiction's fiscal year to be eligible to receive Net Revenues as part of M2.


**NOW, THEREFORE, BE IT RESOLVED** the City Council of the City of Fountain Valley does hereby inform OCTA that:

- a) The M2 Expenditure Report is in conformance with the template provided in the Measure M2 Eligibility Guidelines and accounts for Net Revenues including interest earned, expenditures during the fiscal year, and balances at the end of fiscal year.
- b) The M2 Expenditure Report is hereby adopted by the City of Fountain Valley.
- c) The City of Fountain Valley Finance Director is hereby authorized to sign and submit the M2 Expenditure Report to OCTA for the fiscal year ending June 30, 2022.



**PASSED, APPROVED, AND ADOPTED** by the City Council of the City of Fountain Valley at a regular meeting this 20<sup>th</sup> day of December 2022.

Ayes: Bui, Cunneen, Grandis, Constantine  
Nays: None  
Absent: Harper  
Abstain: None


  
Kim Constantine, Mayor

ATTEST:

  
Rick Miller, City Clerk

APPROVED AS TO FORM:

**Harper & Burns LLP**



\_\_\_\_\_  
Attorneys for the City



**Orange County Transportation Authority**

**M2 Fact Sheet**

**City of Fullerton**

**Fiscal Year Ended June 30, 2022**

**Council Action** 12/20/2022

**Signed Resolution** Yes

**Revised Final Report?** No

	<u>Actual</u>	<u>Benchmark</u>
<b>MOE Expenditures</b>	\$8,045,200	\$4,413,567

Project	Beginning Balance A	Revenues Claimed B	Expenditures C	Ending Balance D	Verify A+B-C-D
M2 Fairshare	3,433,436	2,852,067	1,648,128	4,637,375	0
M2 Fairshare Interest	0	15,089	15,089	0	0
M2 CTFP (Project O)	-1	1,316,212	1,316,212	-2	0
M2 CTFP (Project O) Interest	0	0	0	0	0
Regional Traffic Signal Synchronization Program	-1	317,641	317,641	-1	0
Regional Traffic Signal Synchronization Program Inte	0	0	0	0	0
SMP or Senior Non-Emergency Medical	156,202	175,478	36,021	295,659	0
SMP or Senior Non-Emergency Medical Interest	0	86	86	0	0
Water Quality Program (Project X)	0	88,560	88,560	0	0
Water Quality Program (Project X) Interest	0	0	0	0	0
<b>Grand Total</b>	<b>3,589,635</b>	<b>4,765,133</b>	<b>3,421,737</b>	<b>4,933,031</b>	<b>0</b>

**M2 Expenditure Report  
Fiscal Year Ended June 30, 2022  
Beginning and Ending Balances**

Description	Line No.	Amount	Interest
<b>Balances at Beginning of Fiscal Year</b>			
<b>A-M</b> Freeway Projects	1	\$ -	\$ -
<b>O</b> Regional Capacity Program (RCP)	2	\$ -	\$ -
<b>P</b> Regional Traffic Signal Synchronization Program (RTSSP)	3	\$ -	\$ -
<b>Q</b> Local Fair Share	4	\$ 3,433,435.00	\$ -
<b>R</b> High Frequency Metrolink Service	5	\$ -	\$ -
<b>S</b> Transit Extensions to Metrolink	6	\$ -	\$ -
<b>T</b> Convert Metrolink Station(s) to Regional Gateways that connect Orange County with High-Speed Rail Systems	7	\$ -	\$ -
<b>U</b> Senior Mobility Program or Senior Non-Emergency Medical Program	8	\$ 156,202.00	\$ -
<b>V</b> Community Based Transit/Circulators	9	\$ -	\$ -
<b>W</b> Safe Transit Stops	10	\$ -	\$ -
<b>X</b> Environmental Cleanup Program (Water Quality)	11	\$ -	\$ -
Other*	12	\$ -	\$ -
<b>Balances at Beginning of Fiscal Year</b>	13	\$ 3,589,637.00	\$ -
Monies Made Available During Fiscal Year	14	\$ 4,749,958.00	\$ 15,175
<b>Total Monies Available (Sum Lines 13 &amp; 14)</b>	15	\$ 8,339,595.00	\$ 15,175
Expenditures During Fiscal Year	16	\$ 3,406,561.08	\$ 15,175
<b>Balances at End of Fiscal Year</b>			
<b>A-M</b> Freeway Projects	17	\$ -	\$ -
<b>O</b> Regional Capacity Program (RCP)	18	\$ -	\$ -
<b>P</b> Regional Traffic Signal Synchronization Program (RTSSP)	19	\$ -	\$ -
<b>Q</b> Local Fair Share	20	\$ 4,637,374.84	\$ -
<b>R</b> High Frequency Metrolink Service	21	\$ -	\$ -
<b>S</b> Transit Extensions to Metrolink	22	\$ -	\$ -
<b>T</b> Convert Metrolink Station(s) to Regional Gateways that connect Orange County with High-Speed Rail Systems	23	\$ -	\$ -
<b>U</b> Senior Mobility Program or Senior Non-Emergency Medical Program	24	\$ 295,659.08	\$ -
<b>V</b> Community Based Transit/Circulators	25	\$ -	\$ -
<b>W</b> Safe Transit Stops	26	\$ -	\$ -
<b>X</b> Environmental Cleanup Program (Water Quality)	27	\$ -	\$ -
Other*	28	\$ -	\$ -


\* Please provide a specific description

**M2 Expenditure Report**  
**Fiscal Year Ended June 30, 2022**  
**Sources and Uses**

Description		Line No.	Amount	Interest
<b>Revenues:</b>				
<b>A-M</b>	Freeway Projects	1	\$ -	\$ -
<b>O</b>	Regional Capacity Program (RCP)	2	\$ 1,316,212	\$ -
<b>P</b>	Regional Traffic Signal Synchronization Program (RTSSP)	3	\$ 317,641	\$ -
<b>Q</b>	Local Fair Share	4	\$ 2,852,067	\$ 15,089
<b>R</b>	High Frequency Metrolink Service	5	\$ -	\$ -
<b>S</b>	Transit Extensions to Metrolink	6	\$ -	\$ -
<b>T</b>	Convert Metrolink Station(s) to Regional Gateways that connect Orange County with High-Speed Rail Systems	7	\$ -	\$ -
<b>U</b>	Senior Mobility Program or Senior Non-Emergency Medical Program	8	\$ 175,478	\$ 86
<b>V</b>	Community Based Transit/Circulators	9	\$ -	\$ -
<b>W</b>	Safe Transit Stops	10	\$ -	\$ -
<b>X</b>	Environmental Cleanup Program (Water Quality)	11	\$ 88,560	\$ -
	Other*	12	\$ -	\$ -
<b>TOTAL REVENUES (Sum lines 1 to 12)</b>		13	\$ 4,749,958	\$ 15,175
<b>Expenditures:</b>				
<b>A-M</b>	Freeway Projects	14	\$ -	\$ -
<b>O</b>	Regional Capacity Program (RCP)	15	\$ 1,316,212	\$ -
<b>P</b>	Regional Traffic Signal Synchronization Program (RTSSP)	16	\$ 317,641	\$ -
<b>Q</b>	Local Fair Share	17	\$ 1,648,128	\$ 15,089
<b>R</b>	High Frequency Metrolink Service	18	\$ -	\$ -
<b>S</b>	Transit Extensions to Metrolink	19	\$ -	\$ -
<b>T</b>	Convert Metrolink Station(s) to Regional Gateways that connect Orange County with High-Speed Rail Systems	20	\$ -	\$ -
<b>U</b>	Senior Mobility Program or Senior Non-Emergency Medical Program	21	\$ 36,021	\$ 86
<b>V</b>	Community Based Transit/Circulators	22	\$ -	\$ -
<b>W</b>	Safe Transit Stops	23	\$ -	\$ -
<b>X</b>	Environmental Cleanup Program (Water Quality)	24	\$ 88,560	\$ -
	Other*	25	\$ -	\$ -
<b>TOTAL EXPENDITURES (Sum lines 14 to 25)</b>		26	\$ 3,406,561	\$ 15,175
<b>TOTAL BALANCE (Subtract line 26 from 13)</b>		27	\$ 1,343,397	\$ -

\* Please provide a specific description

**M2 Expenditure Report**  
**Fiscal Year Ended June 30, 2022**  
**Streets and Roads Detailed Use of Funds**

Type of Expenditure	Line No.	MOE	Developer / Impact Fees <sup>1</sup>	O	O Interest	P	P Interest	Q	Q Interest	X	X Interest	Other M2 <sup>2</sup>	Other M2 Interest	Other*	TOTAL
Indirect and/or Overhead	1	\$ 822,816	\$ -	\$ -	\$ -	\$ -	\$ -	\$ 187,893	\$ 15,089	\$ -	\$ -	\$ -	\$ -	\$ -	\$ 1,025,798
<b>Construction &amp; Right-of-Way</b>															
New Street Construction	2	\$ -	\$ -	\$ 1,316,212.00	\$ -	\$ -	\$ -	\$ -	\$ -	\$ -	\$ -	\$ -	\$ -	\$ -	\$ 1,316,212
Street Reconstruction	3	\$ 2,008,452.00	\$ -	\$ -	\$ -	\$ -	\$ -	\$ 1,300,165.00	\$ -	\$ -	\$ -	\$ -	\$ -	\$ -	\$ 3,308,617
Signals, Safety Devices, & Street Lights	4	\$ -	\$ -	\$ -	\$ -	\$ 317,640.54	\$ -	\$ 160,070.00	\$ -	\$ -	\$ -	\$ -	\$ -	\$ -	\$ 477,711
Pedestrian Ways & Bikepaths	5	\$ -	\$ -	\$ -	\$ -	\$ -	\$ -	\$ -	\$ -	\$ -	\$ -	\$ -	\$ -	\$ -	\$ -
Storm Drains	6	\$ -	\$ -	\$ -	\$ -	\$ -	\$ -	\$ -	\$ -	\$ -	\$ -	\$ -	\$ -	\$ -	\$ -
Storm Damage	7	\$ -	\$ -	\$ -	\$ -	\$ -	\$ -	\$ -	\$ -	\$ -	\$ -	\$ -	\$ -	\$ -	\$ -
<b>Total Construction<sup>1</sup></b>	8	\$ 2,008,452.00	\$ -	\$ 1,316,212.00	\$ -	\$ 317,640.54	\$ -	\$ 1,460,235.00	\$ -	\$ -	\$ -	\$ -	\$ -	\$ -	\$ 5,102,540
Right of Way Acquisition	9	\$ -	\$ -	\$ -	\$ -	\$ -	\$ -	\$ -	\$ -	\$ -	\$ -	\$ -	\$ -	\$ -	\$ -
<b>Total Construction &amp; Right-of-Way</b>	10	\$ 2,008,452.00	\$ -	\$ 1,316,212.00	\$ -	\$ 317,640.54	\$ -	\$ 1,460,235.00	\$ -	\$ -	\$ -	\$ -	\$ -	\$ -	\$ 5,102,540
<b>Maintenance</b>															
Patching	11	\$ -	\$ -	\$ -	\$ -	\$ -	\$ -	\$ -	\$ -	\$ -	\$ -	\$ -	\$ -	\$ -	\$ -
Overlay & Sealing	12	\$ -	\$ -	\$ -	\$ -	\$ -	\$ -	\$ -	\$ -	\$ -	\$ -	\$ -	\$ -	\$ -	\$ -
Street Lights & Traffic Signals	13	\$ 516,671.00	\$ -	\$ -	\$ -	\$ -	\$ -	\$ -	\$ -	\$ -	\$ -	\$ -	\$ -	\$ -	\$ 516,671
Storm Damage	14	\$ -	\$ -	\$ -	\$ -	\$ -	\$ -	\$ -	\$ -	\$ -	\$ -	\$ -	\$ -	\$ -	\$ -
Other Street Purpose Maintenance	15	\$ 4,697,261.37	\$ -	\$ -	\$ -	\$ -	\$ -	\$ -	\$ -	\$ -	\$ -	\$ -	\$ -	\$ -	\$ 4,697,261
<b>Total Maintenance<sup>1</sup></b>	16	\$ 5,213,932.37	\$ -	\$ -	\$ -	\$ -	\$ -	\$ -	\$ -	\$ -	\$ -	\$ -	\$ -	\$ -	\$ 5,213,932
<b>Other</b>	17		\$ -	\$ -	\$ -	\$ -	\$ -	\$ -	\$ -	\$ 88,560.00	\$ -	\$ 36,021.00	\$ 86.00	\$ -	\$ 124,667
<b>GRAND TOTALS (Sum Lines 1, 10, 16, 17)</b>	18	\$ 8,045,200	\$ -	\$ 1,316,212	\$ -	\$ 317,641	\$ -	\$ 1,648,128	\$ 15,089	\$ 88,560	\$ -	\$ 36,021	\$ 86	\$ -	\$ 11,466,937
<b>Finance Director Confirmation</b>	19	Any California State Constitution Article XIX streets and road eligible expenditure may be "counted" in local jurisdictions' calculation of MOE if the activity is supported (funded) by a local jurisdictions' discretionary funds (e.g. general fund). The California State Controller also provides useful information on Article XIX and the Streets and Highways Code eligible expenditures in its "Guidelines Relating to Gas Tax Expenditures for Cities and Counties". I have reviewed and am aware of these guidelines and their applicability in calculating and reporting on Maintenance of Effort expenditures. Finance Director initial: 													

<sup>1</sup> Includes direct charges for staff time  
<sup>2</sup> Other M2 includes A-M, R,S,T,U,V, and W  
 + Transportation related only  
 \* Please provide a specific description

Project	Description
A-M	Freeway Projects
O	Regional Capacity Program (RCP)
P	Regional Traffic Signal Synchronization Program (RTSSP)
Q	Local Fair Share
R	High Frequency Metrolink Service
S	Transit Extensions to Metrolink
T	Convert Metrolink Station(s) to Regional Gateways that connect Orange County with High-Speed Rail Systems
U	Senior Mobility Program or Senior Non-Emergency Medical Program
V	Community Based Transit/Circulators
W	Safe Transit Stops
X	Environmental Cleanup Program (Water Quality)



**M2 Expenditure Report  
Fiscal Year Ended June 30, 2022**

I hereby certify that:

All the information attached herein and included in schedules 1 through 4 is true and accurate to the best of my knowledge;

The interest earned on Net Revenues allocated pursuant to the Ordinance shall be expended only for those purposes for which the Net Revenues were allocated;

The City of Fullerton is aware of the State Controller’s “Guidelines Relating to Gas Tax Expenditures for Cities and Counties”, which is a guide for determining MOE Expenditures for M2 Eligibility purposes;

The City of Fullerton's Expenditure Report is in compliance with direction provided in the State Controller’s “Guidelines Relating to Gas Tax Expenditures for Cities and Counties;” and


The City of Fullerton has expended in this fiscal year an amount of local discretionary funds for streets and roads purposes at least equal to one of the maintenance of effort requirements below<sup>10</sup>:

A) The City met the existing FY 2021-22 MOE benchmark dollar amount.

B) The City met a proportional MOE benchmark amount of FY 2021-22 General Funds Revenues that is at least equal to the percent listed in column C of Exhibit 2 in the M2 Eligibility Guidelines.<sup>13</sup>

Ellis Chang  
\_\_\_\_\_  
Director of Finance (Print Name)

12/7/2022  
\_\_\_\_\_  
Date

  
\_\_\_\_\_  
Signature

<sup>13</sup> An Actual General Fund Revenue excerpt from a jurisdiction's Annual Comprehensive Finance Report (ACFR) must be provided as backup documentation.

RESOLUTION NO. 2022-100

A RESOLUTION OF THE CITY COUNCIL OF THE CITY OF FULLERTON, CALIFORNIA, ADOPTING THE MEASURE M2 EXPENDITURE REPORT FOR THE CITY OF FULLERTON FOR THE FISCAL YEAR ENDING JUNE 30, 2022

WHEREAS, local jurisdictions must meet eligibility requirements and submit eligibility verification packages to the Orange County Transportation Authority (OCTA) in order to remain eligible to receive M2 funds.

WHEREAS, local jurisdictions must adopt an annual M2 Expenditure Report as part of the eligibility requirements.

WHEREAS, local jurisdictions must account for Net Revenues, developer / traffic impact fees and funds expended by the local jurisdiction in the M2 Expenditure Report that satisfy the Maintenance of Effort requirements.


WHEREAS, the M2 Expenditure Report shall include all Net Revenue fund balances, interest earned and expenditures identified by type and program or project.

WHEREAS, the City must adopt the M2 Expenditure Report and submit to the OCTA each year within six months of the end of the local jurisdiction's fiscal year to remain eligible to receive Net Revenues as part of M2.

NOW, THEREFORE, THE CITY OF FULLERTON RESOLVES AS FOLLOWS:

1. The M2 Expenditure Report conforms with the template provided in the Measure M2 Eligibility Guidelines and accounts for Net Revenues including interest earned, expenditures during the fiscal year and balances at the end of fiscal year.
2. The City of Fullerton adopts the M2 Expenditure Report.
3. City Council authorizes the City of Fullerton Finance Director to sign and submit the M2 Expenditure Report to OCTA for the fiscal year ending June 30, 2022.

ADOPTED BY THE FULLERTON CITY COUNCIL ON DECEMBER 20, 2022




Fred Jung  
Mayor

SCANNED



ATTEST:



\_\_\_\_\_  
Lucinda Williams, MMC  
City Clerk

\_\_\_\_\_  
January 2, 2023  
Date

City of Fullerton  
RESOLUTION CERTIFICATION

STATE OF CALIFORNIA )  
COUNTY OF ORANGE ) SS  
CITY OF FULLERTON )

RESOLUTION NO. 2022-100

I, Lucinda Williams, City Clerk and ex-officio Clerk of the City Council of the City of Fullerton, California, hereby certify that the whole number of the members of the City Council of the City of Fullerton is five, and that the City Council adopted the above and foregoing Resolution No. 2022-100 at a regular meeting of the City Council held on the December 20, 2022 by the following vote:

COUNCIL MEMBERS IN FAVOR: Jung, Whitaker, Dunlap, Charles, Zahra

COUNCIL MEMBERS OPPOSED: None

COUNCIL MEMBERS ABSTAINED: None

COUNCIL MEMBERS ABSENT: None



---

Lucinda Williams, MMC  
City Clerk



**Orange County Transportation Authority**

**M2 Fact Sheet**

**City of Garden Grove**

**Fiscal Year Ended June 30, 2022**

Council Action 12/13/2022

Signed Resolution Yes

Revised Final Report? No

	<u>Actual</u>	<u>Benchmark</u>
<b>MOE Expenditures</b>	\$7,563,389	\$3,938,473

<b>Project</b>	<b>Beginning Balance A</b>	<b>Revenues Claimed B</b>	<b>Expenditures C</b>	<b>Ending Balance D</b>	<b>Verify A+B-C-D</b>
M2 Fairshare	128,835	3,274,981	1,747,671	1,656,145	0
M2 Fairshare Interest	0	8,276	8,276	0	0
M2 CTFP (Project O)	-79,329	0	740,732	-820,061	0
M2 CTFP (Project O) Interest	0	0	0	0	0
SMP or Senior Non-Emergency Medical	235,048	210,100	83,421	361,728	0
SMP or Senior Non-Emergency Medical Interest	0	1,324	1,324	0	0
Water Quality Program (Project X)	0	0	0	0	0
Water Quality Program (Project X) Interest	0	0	0	0	0
Other	2,099,117	468,117	496,550	2,070,684	0
Other Interest	0	20,314	20,314	0	0
<b>Grand Total</b>	<b>2,383,670</b>	<b>3,983,113</b>	<b>3,098,288</b>	<b>3,268,495</b>	<b>0</b>

**M2 Expenditure Report**  
**Fiscal Year Ended June 30, 2022**  
**Beginning and Ending Balances**

Description		Line No.	Amount	Interest
<b>Balances at Beginning of Fiscal Year</b>				
<b>A-M</b>	Freeway Projects	1	\$ -	\$ -
<b>O</b>	Regional Capacity Program (RCP)	2	\$ (79,329)	\$ -
<b>P</b>	Regional Traffic Signal Synchronization Program (RTSSP)	3		\$ -
<b>Q</b>	Local Fair Share	4	\$ 128,834	\$ -
<b>R</b>	High Frequency Metrolink Service	5		\$ -
<b>S</b>	Transit Extensions to Metrolink	6		\$ -
<b>T</b>	Convert Metrolink Station(s) to Regional Gateways that connect Orange County with High-Speed Rail Systems	7		\$ -
<b>U</b>	Senior Mobility Program or Senior Non-Emergency Medical Program	8	\$ 235,048	\$ -
<b>V</b>	Community Based Transit/Circulators	9		\$ -
<b>W</b>	Safe Transit Stops	10		\$ -
<b>X</b>	Environmental Cleanup Program (Water Quality)	11		\$ -
	Other*	12	\$ 2,099,117	\$ -
<b>Balances at Beginning of Fiscal Year</b>				
	Monies Made Available During Fiscal Year	13	\$ 2,383,670	\$ -
		14	\$ 3,953,198	\$ 29,914
<b>Total Monies Available (Sum Lines 13 &amp; 14)</b>				
		15	\$ 6,336,868	\$ 29,914
	Expenditures During Fiscal Year	16	\$ 3,068,374	\$ 29,914
<b>Balances at End of Fiscal Year</b>				
<b>A-M</b>	Freeway Projects	17	\$ -	\$ -
<b>O</b>	Regional Capacity Program (RCP)	18	\$ (820,061)	\$ -
<b>P</b>	Regional Traffic Signal Synchronization Program (RTSSP)	19	\$ -	\$ -
<b>Q</b>	Local Fair Share	20	\$ 1,656,144	\$ -
<b>R</b>	High Frequency Metrolink Service	21	\$ -	\$ -
<b>S</b>	Transit Extensions to Metrolink	22	\$ -	\$ -
<b>T</b>	Convert Metrolink Station(s) to Regional Gateways that connect Orange County with High-Speed Rail Systems	23	\$ -	\$ -
<b>U</b>	Senior Mobility Program or Senior Non-Emergency Medical Program	24	\$ 361,727	\$ -
<b>V</b>	Community Based Transit/Circulators	25	\$ -	\$ -
<b>W</b>	Safe Transit Stops	26	\$ -	\$ -
<b>X</b>	Environmental Cleanup Program (Water Quality)	27	\$ -	\$ -
	Other*	28	\$ 2,070,684	\$ -


\* Please provide a specific description: This pertains to Traffic Mitigation Fees net of expenditures related to the street lights and traffic signal improvements.

**M2 Expenditure Report**  
**Fiscal Year Ended June 30, 2021**  
**Sources and Uses**

Description		Line No.	Amount	Interest
<b>Revenues:</b>				
<b>A-M</b>	Freeway Projects	1	\$ -	\$ -
<b>O</b>	Regional Capacity Program (RCP)	2	\$ -	\$ -
<b>P</b>	Regional Traffic Signal Synchronization Program (RTSSP)	3	\$ -	\$ -
<b>Q</b>	Local Fair Share	4	\$ 3,274,981	\$ 8,276
<b>R</b>	High Frequency Metrolink Service	5	\$ -	\$ -
<b>S</b>	Transit Extensions to Metrolink	6	\$ -	\$ -
<b>T</b>	Convert Metrolink Station(s) to Regional Gateways that connect Orange County with High-Speed Rail Systems	7	\$ -	\$ -
<b>U</b>	Senior Mobility Program or Senior Non-Emergency Medical Program	8	\$ 210,100	\$ 1,324
<b>V</b>	Community Based Transit/Circulators	9	\$ -	\$ -
<b>W</b>	Safe Transit Stops	10	\$ -	\$ -
<b>X</b>	Environmental Cleanup Program (Water Quality)	11	\$ -	\$ -
	Other*	12	\$ 468,117	\$ 20,314
<b>TOTAL REVENUES (Sum lines 1 to 12)</b>		13	\$ 3,953,198	\$ 29,914
<b>Expenditures:</b>				
<b>A-M</b>	Freeway Projects	14	\$ -	\$ -
<b>O</b>	Regional Capacity Program (RCP)	15	\$ 740,732	\$ -
<b>P</b>	Regional Traffic Signal Synchronization Program (RTSSP)	16	\$ -	\$ -
<b>Q</b>	Local Fair Share	17	\$ 1,747,671	\$ 8,276
<b>R</b>	High Frequency Metrolink Service	18	\$ -	\$ -
<b>S</b>	Transit Extensions to Metrolink	19	\$ -	\$ -
<b>T</b>	Convert Metrolink Station(s) to Regional Gateways that connect Orange County with High-Speed Rail Systems	20	\$ -	\$ -
<b>U</b>	Senior Mobility Program or Senior Non-Emergency Medical Program	21	\$ 83,421	\$ 1,324
<b>V</b>	Community Based Transit/Circulators	22	\$ -	\$ -
<b>W</b>	Safe Transit Stops	23	\$ -	\$ -
<b>X</b>	Environmental Cleanup Program (Water Quality)	24	\$ -	\$ -
	Other*	25	\$ 496,550	\$ 20,314
<b>TOTAL EXPENDITURES (Sum lines 14 to 25)</b>		26	\$ 3,068,374	\$ 29,914
<b>TOTAL BALANCE (Subtract line 26 from 13)</b>		27	\$ 884,824	\$ -

\* Please provide a specific description: Revenue received pertains to Traffic Mitigations Fees (Fund 211) collected. Expenditures were related to the street lights and traffic signal improvements.

**M2 Expenditure Report**  
**Fiscal Year Ended June 30, 2021**  
**Streets and Roads Detailed Use of Funds**

Type of Expenditure	Line No.	MOE	Developer / Impact Fees <sup>+</sup>	O	O Interest	P	P Interest	Q	Q Interest	X	X Interest	Other M2 <sup>2</sup>	Other M2 Interest	Other*	TOTAL
<b>Indirect and/or Overhead</b>	1	\$ 2,168,376	\$ -	\$ -	\$ -	\$ -	\$ -	\$ -	\$ -	\$ -	\$ -	\$ -	\$ -	\$ -	\$ 2,168,376
<b>Construction &amp; Right-of-Way</b>															
New Street Construction	2	\$ -	\$ -	\$ -	\$ -	\$ -	\$ -	\$ -	\$ -	\$ -	\$ -	\$ -	\$ -	\$ -	\$ -
Street Reconstruction	3	\$ 1,706,906	\$ -	\$ 740,732	\$ -	\$ -	\$ -	\$ 1,583,494	\$ 8,276	\$ -	\$ -	\$ -	\$ -	\$ 5,894	\$ 4,045,302
Signals, Safety Devices, & Street Lights	4	\$ 209,923	\$ -	\$ -	\$ -	\$ -	\$ -	\$ -	\$ -	\$ -	\$ -	\$ -	\$ -	\$ -	\$ 209,923
Pedestrian Ways & Bikepaths	5	\$ -	\$ -	\$ -	\$ -	\$ -	\$ -	\$ -	\$ -	\$ -	\$ -	\$ -	\$ -	\$ -	\$ -
Storm Drains	6	\$ 7,314	\$ -	\$ -	\$ -	\$ -	\$ -	\$ -	\$ -	\$ -	\$ -	\$ -	\$ -	\$ -	\$ 7,314
Storm Damage	7	\$ -	\$ -	\$ -	\$ -	\$ -	\$ -	\$ -	\$ -	\$ -	\$ -	\$ -	\$ -	\$ -	\$ -
<b>Total Construction<sup>1</sup></b>	8	\$ 1,924,143	\$ -	\$ 740,732	\$ -	\$ -	\$ -	\$ 1,583,494	\$ 8,276	\$ -	\$ -	\$ -	\$ -	\$ 5,894	\$ 4,262,539
Right of Way Acquisition	9	\$ -	\$ -	\$ -	\$ -	\$ -	\$ -	\$ -	\$ -	\$ -	\$ -	\$ -	\$ -	\$ -	\$ -
<b>Total Construction &amp; Right-of-Way</b>	10	\$ 1,924,143	\$ -	\$ 740,732	\$ -	\$ -	\$ -	\$ 1,583,494	\$ 8,276	\$ -	\$ -	\$ -	\$ -	\$ 5,894	\$ 4,262,539
<b>Maintenance</b>															
Patching	11	\$ -	\$ -	\$ -	\$ -	\$ -	\$ -	\$ -	\$ -	\$ -	\$ -	\$ -	\$ -	\$ -	\$ -
Overlay & Sealing	12	\$ -	\$ -	\$ -	\$ -	\$ -	\$ -	\$ -	\$ -	\$ -	\$ -	\$ -	\$ -	\$ -	\$ -
Street Lights & Traffic Signals	13	\$ 493,176	\$ -	\$ -	\$ -	\$ -	\$ -	\$ 164,177	\$ -	\$ -	\$ -	\$ -	\$ -	\$ 510,970	\$ 1,168,323
Storm Damage	14	\$ -	\$ -	\$ -	\$ -	\$ -	\$ -	\$ -	\$ -	\$ -	\$ -	\$ -	\$ -	\$ -	\$ -
Other Street Purpose Maintenance	15	\$ 2,977,694	\$ -	\$ -	\$ -	\$ -	\$ -	\$ -	\$ -	\$ -	\$ -	\$ -	\$ -	\$ -	\$ 2,977,694
<b>Total Maintenance<sup>1</sup></b>	16	\$ 3,470,870	\$ -	\$ -	\$ -	\$ -	\$ -	\$ 164,177	\$ -	\$ -	\$ -	\$ -	\$ -	\$ 510,970	\$ 4,146,017
<b>Other</b>	17		\$ -	\$ -	\$ -	\$ -	\$ -	\$ -	\$ -	\$ -	\$ -	\$ 83,421	\$ 1,324		\$ 84,745
<b>GRAND TOTALS (Sum Lines 1, 10, 16, 17)</b>	18	\$ 7,563,389	\$ -	\$ 740,732	\$ -	\$ -	\$ -	\$ 1,747,671	\$ 8,276	\$ -	\$ -	\$ 83,421	\$ 1,324	\$ 516,864	\$ 10,661,677
<b>Finance Director Confirmation</b>	19	Any California State Constitution Article XIX streets and road eligible expenditure may be "counted" in local jurisdictions' calculation of MOE if the activity is supported (funded) by a local jurisdictions' discretionary funds (e.g. general fund). The California State Controller also provides useful information on Article XIX and the Streets and Highways Code eligible expenditures in its "Guidelines Relating to Gas Tax Expenditures for Cities and Counties". I have reviewed and am aware of these guidelines and their applicability in calculating and reporting on Maintenance of Effort expenditures.  Finance Director initial: 													

<sup>1</sup> Includes direct charges for staff time  
<sup>2</sup> Other M2 includes A-M, R,S,T,U,V, and W  
 + Transportation related only  
 \* Please provide a specific description

Project	Description
A-M	Freeway Projects
O	Regional Capacity Program (RCP)
P	Regional Traffic Signal Synchronization Program (RTSSP)
Q	Local Fair Share
R	High Frequency Metrolink Service
S	Transit Extensions to Metrolink
T	Convert Metrolink Station(s) to Regional Gateways that connect Orange County with High-Speed Rail Systems
U	Senior Mobility Program or Senior Non-Emergency Medical Program
V	Community Based Transit/Circulators
W	Safe Transit Stops
X	Environmental Cleanup Program (Water Quality)

**M2 Expenditure Report**  
**Fiscal Year Ended June 30, 2021**  
**Local Fair Share Project List**

PROJECT NAME	AMOUNT EXPENDED
CIP-ARTERIAL STREET REHAB 2021	\$ 1,160,982.00
CIP-22-STREET REHAB	\$ 63,673.39
CIP-CHAPMAN REHAB - STREET IMP	\$ 1,045.30
CIP-WESTMNSTR REHB-MGNLA/BSHRD	\$ 7,992.89
CIP-KATELLA AVE OVERLAY	\$ 287,525.12
CIP-HAZARD REHABILITATION	\$ 70,551.40
CIP-BRKHST TS SYNC-TRFFC SGNL	\$ 164,176.69
	\$ 1,755,946.79

**M2 Expenditure Report**  
**Fiscal Year Ended June 30, 2022**

I hereby certify that:

- All the information attached herein and included in schedules 1 through 4 is true and accurate to the best of my knowledge;
- The interest earned on Net Revenues allocated pursuant to the Ordinance shall be expended only for those purposes for which the Net Revenues were allocated;
- The City of Garden Grove is aware of the State Controller's "Guidelines Relating to Gas Tax Expenditures for Cities and Counties", which is a guide for determining MOE Expenditures for M2 Eligibility purposes;
- The City of Garden Grove's Expenditure Report is in compliance with direction provided in the State Controller's "Guidelines Relating to Gas Tax Expenditures for Cities and Counties;" and
- The City of Garden Grove has expended in this fiscal year an amount of local discretionary funds for streets and roads purposes at least equal to the level of its maintenance of effort requirement.

Patricia Song  
Director of Finance (Print Name)

11/28/2022  
Date

  
\_\_\_\_\_  
Signature



**GARDEN GROVE CITY COUNCIL**

**RESOLUTION NO. 9778-22**

**A RESOLUTION OF THE CITY COUNCIL OF THE CITY OF GARDEN GROVE  
CONCERNING THE FISCAL YEAR 2021-22 MEASURE (M2) ANNUAL  
EXPENDITURE REPORT**

**WHEREAS, local jurisdictions are required to meet eligibility requirements and submit eligibility verification packages to the Orange County Transportation Authority (OCTA) in order to remain eligible to receive M2 funds; and**

**WHEREAS, local jurisdictions are required to adopt an annual M2 Expenditure Report as part of one of the eligibility requirements; and**

**WHEREAS, local jurisdictions are required to account for Net Revenues, developer/traffic impact fees, and funds expended by local jurisdiction in the M2 Expenditure Report that satisfy the Maintenance of Effort requirements; and**

**WHEREAS, the M2 Expenditure Report shall include all Net Revenue fund balances, interest earned and expenditures identified by type and program or project; and**

**WHEREAS, the M2 Expenditure Report must be adopted and submitted to the OCTA each year within six months of the end of the local jurisdiction's fiscal year to be eligible to receive Net Revenues as part of M2.**

**NOW, THEREFORE, BE IT RESOLVED that the City Council of the City of Garden Grove does hereby inform OCTA that:**

- a) The M2 Expenditure Report is in conformance with the template provided in the Measure M2 Eligibility Guidelines and accounts for Net Revenues including interest earned, expenditures during the fiscal year, and balances at the end of fiscal year.**
- b) The M2 Expenditure Report is hereby adopted by the City of Garden Grove.**
- c) The City of Garden Grove's Finance Director is hereby authorized to sign and submit the M2 Expenditure Report to OCTA for the fiscal year ending June 30, 2022.**

**Adopted this 13th day of December 2022.**

ATTEST:

/s/ STEVE JONES  
MAYOR

/s/ LIZABETH VASQUEZ  
DEPUTY CITY CLERK

STATE OF CALIFORNIA )  
COUNTY OF ORANGE ) SS:  
CITY OF GARDEN GROVE )

I, LIZABETH VASQUEZ, Deputy City Clerk of the City of Garden Grove, do hereby certify that the foregoing Resolution was duly adopted by the City Council of the City of Garden Grove, California, at a meeting held on December 13, 2022, by the following vote:

AYES: COUNCIL MEMBERS: (6) O'NEILL, TRAN, DOVINH, KLOPFENSTEIN, BRIETIGAM, JONES  
NOES: COUNCIL MEMBERS: (0) NONE  
ABSENT: COUNCIL MEMBERS: (1) NGUYEN

/s/ LIZABETH VASQUEZ  
DEPUTY CITY CLERK

I declare under penalty of perjury that the foregoing instrument is a full, true and correct copy of the original on file in this office.

ATTEST: Lizbeth Vasquez  
LIZABETH VASQUEZ, Deputy City Clerk  
City of Garden Grove

DATED: December 14, 2022





**Orange County Transportation Authority**

**M2 Fact Sheet**

**City of Huntington Beach**

**Fiscal Year Ended June 30, 2022**

Council Action 11/29/2022

Signed Resolution Yes

Revised Final Report? No

	<u>Actual</u>	<u>Benchmark</u>
<b>MOE Expenditures</b>	\$9,670,680	\$5,921,206

Project	Beginning Balance A	Revenues Claimed B	Expenditures C	Ending Balance D	Verify A+B-C-D
M2 Fairshare	2,796,543	4,290,055	3,898,491	3,188,107	0
M2 Fairshare Interest	0	30,249	30,249	0	0
M2 CTFP (Project O)	-89,351	0	0	-89,351	0
M2 CTFP (Project O) Interest	147	0	0	147	0
SMP or Senior Non-Emergency Medical	70,111	310,963	265,532	115,542	0
SMP or Senior Non-Emergency Medical Interest	0	622	622	0	0
Community Based Transit/Circulators	-49,891	0	0	-49,891	0
Community Based Transit/Circulators Interest	0	0	0	0	0
Water Quality Program (Project X)	330,527	0	0	330,527	0
Water Quality Program (Project X) Interest	0	847	0	847	0
Other	0	7,034	0	7,034	0
Other Interest	0	0	0	0	0
<b>Grand Total</b>	<b>3,058,087</b>	<b>4,639,770</b>	<b>4,194,894</b>	<b>3,502,963</b>	<b>0</b>

**M2 Expenditure Report**  
**Fiscal Year Ended June 30, 2022**  
**Beginning and Ending Balances**

Description		Line No.	Amount	Interest
<b>Balances at Beginning of Fiscal Year</b>				
<b>A-M</b>	Freeway Projects	1	\$ -	\$ -
<b>O</b>	Regional Capacity Program (RCP)	2	\$ (89,351)	\$ 147
<b>P</b>	Regional Traffic Signal Synchronization Program (RTSSP)	3	\$ -	\$ -
<b>Q</b>	Local Fair Share	4	\$ 2,796,543	
<b>R</b>	High Frequency Metrolink Service	5	\$ -	\$ -
<b>S</b>	Transit Extensions to Metrolink	6	\$ -	\$ -
<b>T</b>	Convert Metrolink Station(s) to Regional Gateways that connect Orange County with High-Speed Rail Systems	7	\$ -	\$ -
<b>U</b>	Senior Mobility Program or Senior Non-Emergency Medical Program	8	\$ 70,112	
<b>V</b>	Community Based Transit/Circulators	9	\$ (49,891)	\$ -
<b>W</b>	Safe Transit Stops	10	\$ -	\$ -
<b>X</b>	Environmental Cleanup Program (Water Quality)	11	\$ 330,527	\$ -
	Other*	12	\$ -	\$ -
<b>Balances at Beginning of Fiscal Year</b>		13	\$ 3,057,940	\$ 147
	Monies Made Available During Fiscal Year	14	\$ 4,608,052	\$ 31,718
<b>Total Monies Available (Sum Lines 13 &amp; 14)</b>		15	\$ 7,665,992	\$ 31,865
	Expenditures During Fiscal Year	16	\$ 4,164,024	\$ 30,871
<b>Balances at End of Fiscal Year</b>				
<b>A-M</b>	Freeway Projects	17	\$ -	\$ -
<b>O</b>	Regional Capacity Program (RCP)	18	\$ (89,351)	\$ 147
<b>P</b>	Regional Traffic Signal Synchronization Program (RTSSP)	19	\$ -	\$ -
<b>Q</b>	Local Fair Share	20	\$ 3,188,106	\$ -
<b>R</b>	High Frequency Metrolink Service	21	\$ -	\$ -
<b>S</b>	Transit Extensions to Metrolink	22	\$ -	\$ -
<b>T</b>	Convert Metrolink Station(s) to Regional Gateways that connect Orange County with High-Speed Rail Systems	23	\$ -	\$ -
<b>U</b>	Senior Mobility Program or Senior Non-Emergency Medical Program	24	\$ 115,543	\$ -
<b>V</b>	Community Based Transit/Circulators	25	\$ (49,891)	\$ -
<b>W</b>	Safe Transit Stops	26	\$ -	\$ -
<b>X</b>	Environmental Cleanup Program (Water Quality)	27	\$ 330,527	\$ 847
	Other*	28	\$ 7,034	\$ -


\* Please provide a specific description  
other revenue was a reimbursement adjustment for miscoded expenditures

**M2 Expenditure Report**  
**Fiscal Year Ended June 30, 2022**  
**Sources and Uses**

Description		Line No.	Amount	Interest
<b>Revenues:</b>				
<b>A-M</b>	Freeway Projects	1	\$ -	\$ -
<b>O</b>	Regional Capacity Program (RCP)	2		
<b>P</b>	Regional Traffic Signal Synchronization Program (RTSSP)	3	\$ -	\$ -
<b>Q</b>	Local Fair Share	4	\$ 4,290,055	\$ 30,249
<b>R</b>	High Frequency Metrolink Service	5	\$ -	\$ -
<b>S</b>	Transit Extensions to Metrolink	6	\$ -	\$ -
<b>T</b>	Convert Metrolink Station(s) to Regional Gateways that connect Orange County with High-Speed Rail Systems	7	\$ -	\$ -
<b>U</b>	Senior Mobility Program or Senior Non-Emergency Medical Program	8	\$ 310,963	\$ 622
<b>V</b>	Community Based Transit/Circulators	9	\$ -	\$ -
<b>W</b>	Safe Transit Stops	10	\$ -	\$ -
<b>X</b>	Environmental Cleanup Program (Water Quality)	11	\$ -	\$ 847
	Other*	12	\$ 7,034	\$ -
<b>TOTAL REVENUES (Sum lines 1 to 12)</b>		13	\$ 4,608,052	\$ 31,718
<b>Expenditures:</b>				
<b>A-M</b>	Freeway Projects	14	\$ -	\$ -
<b>O</b>	Regional Capacity Program (RCP)	15	\$ -	\$ -
<b>P</b>	Regional Traffic Signal Synchronization Program (RTSSP)	16	\$ -	\$ -
<b>Q</b>	Local Fair Share	17	\$ 3,898,491	\$ 30,249
<b>R</b>	High Frequency Metrolink Service	18		\$ -
<b>S</b>	Transit Extensions to Metrolink	19	\$ -	\$ -
<b>T</b>	Convert Metrolink Station(s) to Regional Gateways that connect Orange County with High-Speed Rail Systems	20	\$ -	\$ -
<b>U</b>	Senior Mobility Program or Senior Non-Emergency Medical Program	21	\$ 265,532	\$ 622
<b>V</b>	Community Based Transit/Circulators	22	\$ -	\$ -
<b>W</b>	Safe Transit Stops	23	\$ -	\$ -
<b>X</b>	Environmental Cleanup Program (Water Quality)	24	\$ -	\$ -
	Other*	25	\$ -	\$ -
<b>TOTAL EXPENDITURES (Sum lines 14 to 25)</b>		26	\$ 4,164,024	\$ 30,871
<b>TOTAL BALANCE (Subtract line 26 from 13)</b>		27	\$ 444,028	\$ 847

\* Please provide a specific description  
other revenue was a reimbursement adjustment for miscoded expenditures

**M2 Expenditure Report**  
**Fiscal Year Ended June 30, 2022**  
**Streets and Roads Detailed Use of Funds**

Type of Expenditure	Line No.	MOE	Developer / Impact Fees*	O	O Interest	P	P Interest	Q	Q Interest	X	X Interest	Other M2 <sup>2</sup>	Other M2 Interest	Other*	TOTAL
<b>Indirect and/or Overhead</b>	1	\$ 2,779,211	\$ -	\$ -	\$ -	\$ -	\$ -	\$ 40,579	\$ -	\$ -	\$ -	\$ 265,532	\$ 622	\$ 1,027,221	\$ 4,113,165
<b>Construction &amp; Right-of-Way</b>															
New Street Construction	2	\$ 8,667	\$ -	\$ -	\$ -	\$ -	\$ -	\$ -	\$ -	\$ -	\$ -	\$ -	\$ -	\$ -	\$ 8,667
Street Reconstruction	3	\$ 266,750	\$ -	\$ -	\$ -	\$ -	\$ -	\$ 37,205	\$ -	\$ -	\$ -	\$ -	\$ -	\$ 778,090	\$ 1,082,045
Signals, Safety Devices, & Street Lights	4	\$ -	\$ 529,636.19	\$ -	\$ -	\$ -	\$ -	\$ 163	\$ -	\$ -	\$ -	\$ -	\$ -	\$ 340,320	\$ 870,119
Pedestrian Ways & Bikepaths	5	\$ -	\$ -	\$ -	\$ -	\$ -	\$ -	\$ 578,846	\$ -	\$ -	\$ -	\$ -	\$ -	\$ -	\$ 578,846
Storm Drains	6	\$ -	\$ -	\$ -	\$ -	\$ -	\$ -	\$ -	\$ -	\$ -	\$ -	\$ -	\$ -	\$ -	\$ -
Storm Damage	7	\$ -	\$ -	\$ -	\$ -	\$ -	\$ -	\$ -	\$ -	\$ -	\$ -	\$ -	\$ -	\$ -	\$ -
<b>Total Construction<sup>1</sup></b>	8	\$ 275,417	\$ 529,636.19	\$ -	\$ -	\$ -	\$ -	\$ 616,214	\$ -	\$ -	\$ -	\$ -	\$ -	\$ 1,118,410	\$ 2,539,677
Right of Way Acquisition	9	\$ -	\$ -	\$ -	\$ -	\$ -	\$ -	\$ -	\$ -	\$ -	\$ -	\$ -	\$ -	\$ -	\$ -
<b>Total Construction &amp; Right-of-Way</b>	10	\$ 275,417	\$ 529,636.19	\$ -	\$ -	\$ -	\$ -	\$ 616,214	\$ -	\$ -	\$ -	\$ -	\$ -	\$ 1,118,410	\$ 2,539,677
<b>Maintenance</b>															
Patching	11	\$ 183,141	\$ -	\$ -	\$ -	\$ -	\$ -	\$ -	\$ -	\$ -	\$ -	\$ -	\$ -	\$ 170,247	\$ 353,388
Overlay & Sealing	12	\$ -	\$ -	\$ -	\$ -	\$ -	\$ -	\$ 1,817,453	\$ -	\$ -	\$ -	\$ -	\$ -	\$ 3,186,611	\$ 5,004,064
Street Lights & Traffic Signals	13	\$ 1,418,082	\$ -	\$ -	\$ -	\$ -	\$ -	\$ -	\$ -	\$ -	\$ -	\$ -	\$ -	\$ 353,151	\$ 1,771,233
Storm Damage	14	\$ -	\$ -	\$ -	\$ -	\$ -	\$ -	\$ -	\$ -	\$ -	\$ -	\$ -	\$ -	\$ -	\$ -
Other Street Purpose Maintenance	15	\$ 5,014,830	\$ -	\$ -	\$ -	\$ -	\$ -	\$ 1,424,245	\$ 30,249.00	\$ -	\$ -	\$ -	\$ -	\$ -	\$ 6,469,324
<b>Total Maintenance<sup>1</sup></b>	16	\$ 6,616,052	\$ -	\$ -	\$ -	\$ -	\$ -	\$ 3,241,699	\$ 30,249.00	\$ -	\$ -	\$ -	\$ -	\$ 3,710,009	\$ 13,598,009
<b>Other</b>	17	\$ -	\$ -	\$ -	\$ -	\$ -	\$ -	\$ -	\$ -	\$ -	\$ -	\$ -	\$ -	\$ -	\$ -
<b>GRAND TOTALS (Sum Lines 1, 10, 16, 17)</b>	18	\$ 9,670,680	\$ 529,636	\$ -	\$ -	\$ -	\$ -	\$ 3,898,491	\$ 30,249	\$ -	\$ -	\$ 265,532	\$ 622	\$ 5,855,640	\$ 20,250,851
<b>Finance Director Confirmation</b>	19	Any California State Constitution Article XIX streets and road eligible expenditure may be "counted" in local jurisdictions' calculation of MOE if the activity is supported (funded) by a local jurisdictions' discretionary funds (e.g. general fund). The California State Controller also provides useful information on Article XIX and the Streets and Highways Code eligible expenditures in its "Guidelines Relating to Gas Tax Expenditures for Cities and Counties". I have reviewed and am aware of these guidelines and their applicability in calculating and reporting on Maintenance of Effort expenditures. Finance Director initial: 													

<sup>1</sup> Includes direct charges for staff time  
<sup>2</sup> Other M2 includes A-M, R,S,T,U,V, and W  
 + Transportation related only  
 \* Please provide a specific description  
 other expenditure funds are gas tax, prop 42 and RMRA

Project	Description
A-M	Freeway Projects
O	Regional Capacity Program (RCP)
P	Regional Traffic Signal Synchronization Program (RTSSP)
Q	Local Fair Share
R	High Frequency Metrolink Service
S	Transit Extensions to Metrolink
T	Convert Metrolink Station(s) to Regional Gateways that connect Orange County with High-Speed Rail Systems
U	Senior Mobility Program or Senior Non-Emergency Medical Program
V	Community Based Transit/Circulators
W	Safe Transit Stops
X	Environmental Cleanup Program (Water Quality)



**M2 Expenditure Report**  
**Fiscal Year Ended June 30, 2022**

I hereby certify that:


- All the information attached herein and included in schedules 1 through 4 is true and accurate to the best of my knowledge;
- The interest earned on Net Revenues allocated pursuant to the Ordinance shall be expended only for those purposes for which the Net Revenues were allocated;
- The City of Huntington Beach is aware of the State Controller’s “Guidelines Relating to Gas Tax Expenditures for Cities and Counties”, which is a guide for determining MOE Expenditures for M2 Eligibility purposes;
- The City’s Expenditure Report is in compliance with direction provided in the State Controller’s “Guidelines Relating to Gas Tax Expenditures for Cities and Counties;” and
- The City of Huntington Beach has expended in this fiscal year an amount of local discretionary funds for streets and roads purposes at least equal to one of the maintenance of effort requirements below<sup>10</sup>:

A) The City met the existing FY 2021-22 MOE benchmark dollar amount.

B) The City met a proportional MOE benchmark amount of FY 2021-22 General Funds Revenues that is at least equal to the percent listed in column C of Exhibit 2 in the M2 Eligibility Guidelines.<sup>13</sup>

Dahle Bulosan  
Chief Financial Officer (Print Name)

12/7/22  
Date

  
\_\_\_\_\_  
Signature

<sup>13</sup> An Actual General Fund Revenue excerpt from a jurisdiction's Annual Comprehensive Finance Report (ACFR) must be provided as backup documentation.



RESOLUTION NO. 2022-67

A RESOLUTION OF THE CITY COUNCIL OF THE  
CITY OF HUNTINGTON BEACH CONCERNING  
THE MEASURE M2 EXPENDITURE REPORT  
FOR THE CITY OF HUNTINGTON BEACH

WHEREAS, local jurisdictions are required to meet eligibility requirements and submit eligibility verification packages to Orange County Transportation Authority (OCTA) in order to remain eligible to receive M2 funds.

Local jurisdictions are required to adopt an annual Expenditure Report as part of one of the eligibility requirements.

Local jurisdictions are required to account for Net Revenues, developer/traffic impact fees, and funds expended by local jurisdiction in the Expenditure Report that satisfy the Maintenance of Effort requirements; and

The Expenditure Report shall include all Net Revenue fund balances, interest earned and expenditures identified by type and program or project; and

The Expenditure Report must be adopted and submitted to the OCTA each year within six months of the end of the local jurisdiction's fiscal year to be eligible to receive Net Revenues as part of M2.

NOW, THEREFORE, BE IT RESOLVED that the City Council of the City of Huntington Beach does hereby inform OCTA that:

- a) The M2 Expenditure Report is in conformance with the template provided in the Measure M2 Eligibility Guidelines and accounts for Net Revenues included interest earned, expenditures during the fiscal year and balances at the end of fiscal year.
- b) The M2 Expenditure Report is hereby adopted by the City of Huntington Beach.
- c) The City of Huntington Beach Finance Director is hereby authorized to sign and submit the M2 Expenditure Report to OCTA for the fiscal year ending 2022.

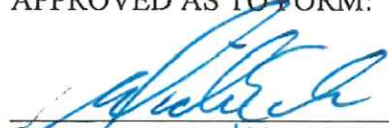
PASSED AND ADOPTED by the City Council of the City of Huntington Beach at a special meeting thereof held on the 29th day of November, 2022.

  
\_\_\_\_\_  
Mayor

REVIEWED AND APPROVED:

  
\_\_\_\_\_  
City Manager

APPROVED AS TO FORM:

  
\_\_\_\_\_  
City Attorney *NU*

INITIATED AND APPROVED:

  
\_\_\_\_\_  
Director of Public Works

STATE OF CALIFORNIA  
COUNTY OF ORANGE ) ss:  
CITY OF HUNTINGTON BEACH )

I, ROBIN ESTANISLAU, the duly elected, qualified City Clerk of the City of Huntington Beach, and ex-officio Clerk of the City Council of said City, do hereby certify that the whole number of members of the City Council of the City of Huntington Beach is seven; that the foregoing resolution was passed and adopted by the affirmative vote of at least a majority of all the members of said City Council at a **special** meeting thereof held on **November 29, 2022**, by the following vote:

**AYES:** Peterson, Bolton, Posey, Delgleize, Carr, Moser, Kalmick,  
**NOES:** None  
**ABSENT:** None  
**ABSTAIN:** None

*Robin Estanislau*

City Clerk and ex-officio Clerk of the  
City Council of the City of  
Huntington Beach, California

The foregoing instrument is a correct copy of the original on file in this office.

Attest December 6<sup>th</sup> 2022

Robin Estanislau  
City Clerk and Ex-officio Clerk of the City Council of the city of Huntington Beach, California.

By Donna Smith Deputy



**Orange County Transportation Authority**

**M2 Fact Sheet**

**City of Irvine**

**Fiscal Year Ended June 30, 2022**

**Council Action** 11/22/2022

**Signed Resolution** Yes

**Revised Final Report?** No

	<u>Actual</u>	<u>Benchmark</u>
<b>MOE Expenditures</b>	\$20,295,487	\$8,001,915

Project	Beginning Balance A	Revenues Claimed B	Expenditures C	Ending Balance D	Verify A+B-C-D
M2 Fairshare	5,582,766	6,226,962	5,733,004	6,076,724	0
M2 Fairshare Interest	0	-239,869	-239,869	0	0
M2 CTFP (Project O)	-696,253	9,165	2,076,258	-2,763,346	0
M2 CTFP (Project O) Interest	0	0	0	0	0
Regional Traffic Signal Synchronization Program	-405,795	80,200	1,204,766	-1,530,361	0
Regional Traffic Signal Synchronization Program Interest	0	0	0	0	0
SMP or Senior Non-Emergency Medical	1	226,511	226,511	1	0
SMP or Senior Non-Emergency Medical Interest	0	0	0	0	0
Community Based Transit/Circulators	0	0	48,789	-48,789	0
Community Based Transit/Circulators Interest	0	0	0	0	0
Water Quality Program (Project X)	0	86,418	86,418	0	0
Water Quality Program (Project X) Interest	0	0	0	0	0
<b>Grand Total</b>	<b>4,480,719</b>	<b>6,389,387</b>	<b>9,135,877</b>	<b>1,734,229</b>	<b>0</b>

**M2 Expenditure Report**  
**Fiscal Year Ended June 30, 2022**  
**Beginning and Ending Balances**

Description		Line No.	Amount	Interest
<b>Balances at Beginning of Fiscal Year</b>				
<b>A-M</b>	Freeway Projects	1	\$ -	\$ -
<b>O</b>	Regional Capacity Program (RCP)	2	\$ (696,254)	\$ -
<b>P</b>	Regional Traffic Signal Synchronization Program (RTSSP)	3	\$ (405,794)	\$ -
<b>Q</b>	Local Fair Share	4	\$ 5,582,766	\$ -
<b>R</b>	High Frequency Metrolink Service	5	\$ -	\$ -
<b>S</b>	Transit Extensions to Metrolink	6	\$ -	\$ -
<b>T</b>	Convert Metrolink Station(s) to Regional Gateways that connect Orange County with High-Speed Rail Systems	7	\$ -	\$ -
<b>U</b>	Senior Mobility Program or Senior Non-Emergency Medical Program	8	\$ -	\$ -
<b>V</b>	Community Based Transit/Circulators	9	\$ -	\$ -
<b>W</b>	Safe Transit Stops	10	\$ -	\$ -
<b>X</b>	Environmental Cleanup Program (Water Quality)	11	\$ -	\$ -
	Other*	12	\$ -	\$ -
<b>Balances at Beginning of Fiscal Year</b>		13	\$ 4,480,717	\$ -
	Monies Made Available During Fiscal Year	14	\$ 6,629,256	\$ (239,869)
<b>Total Monies Available (Sum Lines 13 &amp; 14)</b>		15	\$ 11,109,973	\$ (239,869)
	Expenditures During Fiscal Year	16	\$ 9,375,746	\$ (239,869)
<b>Balances at End of Fiscal Year</b>				
<b>A-M</b>	Freeway Projects	17	\$ -	\$ -
<b>O</b>	Regional Capacity Program (RCP)	18	\$ (2,763,347)	\$ -
<b>P</b>	Regional Traffic Signal Synchronization Program (RTSSP)	19	\$ (1,530,360)	\$ -
<b>Q</b>	Local Fair Share	20	\$ 6,076,723	\$ -
<b>R</b>	High Frequency Metrolink Service	21	\$ -	\$ -
<b>S</b>	Transit Extensions to Metrolink	22	\$ -	\$ -
<b>T</b>	Convert Metrolink Station(s) to Regional Gateways that connect Orange County with High-Speed Rail Systems	23	\$ -	\$ -
<b>U</b>	Senior Mobility Program or Senior Non-Emergency Medical Program	24	\$ -	\$ -
<b>V</b>	Community Based Transit/Circulators	25	\$ (48,789)	\$ -
<b>W</b>	Safe Transit Stops	26	\$ -	\$ -
<b>X</b>	Environmental Cleanup Program (Water Quality)	27	\$ -	\$ -
	Other*	28	\$ -	\$ -

\* Please provide a specific description


**M2 Expenditure Report**  
**Fiscal Year Ended June 30, 2022**  
**Sources and Uses**

Description		Line No.	Amount	Interest
<b>Revenues:</b>				
<b>A-M</b>	Freeway Projects	1	\$ -	\$ -
<b>O</b>	Regional Capacity Program (RCP)	2	\$ 9,165	\$ -
<b>P</b>	Regional Traffic Signal Synchronization Program (RTSSP)	3	\$ 80,200	\$ -
<b>Q</b>	Local Fair Share	4	\$ 6,226,962	\$ (239,869) *
<b>R</b>	High Frequency Metrolink Service	5	\$ -	\$ -
<b>S</b>	Transit Extensions to Metrolink	6	\$ -	\$ -
<b>T</b>	Convert Metrolink Station(s) to Regional Gateways that connect Orange County with High-Speed Rail Systems	7	\$ -	\$ -
<b>U</b>	Senior Mobility Program or Senior Non-Emergency Medical Program	8	\$ 226,511	\$ -
<b>V</b>	Community Based Transit/Circulators	9	\$ -	\$ -
<b>W</b>	Safe Transit Stops	10	\$ -	\$ -
<b>X</b>	Environmental Cleanup Program (Water Quality)	11	\$ 86,418	\$ -
	Other*	12	\$ -	\$ -
<b>TOTAL REVENUES (Sum lines 1 to 12)</b>		13	\$ 6,629,256	\$ (239,869)
<b>Expenditures:</b>				
<b>A-M</b>	Freeway Projects	14	\$ -	\$ -
<b>O</b>	Regional Capacity Program (RCP)	15	\$ 2,076,258	\$ -
<b>P</b>	Regional Traffic Signal Synchronization Program (RTSSP)	16	\$ 1,204,766	\$ -
<b>Q</b>	Local Fair Share	17	\$ 5,733,004	\$ (239,869) *
<b>R</b>	High Frequency Metrolink Service	18	\$ -	\$ -
<b>S</b>	Transit Extensions to Metrolink	19	\$ -	\$ -
<b>T</b>	Convert Metrolink Station(s) to Regional Gateways that connect Orange County with High-Speed Rail Systems	20	\$ -	\$ -
<b>U</b>	Senior Mobility Program or Senior Non-Emergency Medical Program	21	\$ 226,511	\$ -
<b>V</b>	Community Based Transit/Circulators	22	\$ 48,789	\$ -
<b>W</b>	Safe Transit Stops	23	\$ -	\$ -
<b>X</b>	Environmental Cleanup Program (Water Quality)	24	\$ 86,418	\$ -
	Other*	25	\$ -	\$ -
<b>TOTAL EXPENDITURES (Sum lines 14 to 25)</b>		26	\$ 9,375,746	\$ (239,869)
<b>TOTAL BALANCE (Subtract line 26 from 13)</b>		27	\$ (2,746,490)	\$ -

\* Please provide a specific description

\* The interest and other revenues was negative due to losses on the Market Value of the Measure M2 fund investments at 6/30/2022. The interest earning, other revenues and the Market Value Gain/Loss was \$93,006.93, \$420, and (\$333,295.74). The City follows GAAP practice in Mark-To-Market (MTM) accounting recommended by City audit firm. By adding the interest amount to the Expenditure Amount and placing the negative interest here will give the total expenditure amount that will still match. It will also zero out interest endng balance as well.

**M2 Expenditure Report**  
**Fiscal Year Ended June 30, 2022**  
**Streets and Roads Detailed Use of Funds**

Type of Expenditure	Line No.	MOE	Developer / Impact Fees <sup>+</sup>	O	O Interest	P	P Interest	Q	Q Interest	X	X Interest	Other M2 <sup>2</sup>	Other M2 Interest	Other*	TOTAL
<b>Indirect and/or Overhead</b>	1	\$ 6,908,936	\$ 157,052	\$ -	\$ -	\$ -	\$ -	\$ 32,609	\$ -	\$ -	\$ -	\$ -	\$ -	\$ 28,294	\$ 7,126,892
<b>Construction &amp; Right-of-Way</b>															
New Street Construction	2	\$ -	\$ 14,353,190	\$ 2,076,258	\$ -	\$ -	\$ -	\$ -	\$ -	\$ -	\$ -	\$ 48,789	\$ -	\$ 1,894,100	\$ 18,372,336
Street Reconstruction	3	\$ -	\$ -	\$ -	\$ -	\$ -	\$ -	\$ 26,518	\$ -	\$ -	\$ -	\$ -	\$ -	\$ 2,789,455	\$ 2,815,973
Signals, Safety Devices, & Street Lights	4	\$ -	\$ 605,109	\$ -	\$ -	\$ 1,204,766	\$ -	\$ -	\$ -	\$ -	\$ -	\$ -	\$ -	\$ 1,777,059	\$ 3,586,933
Pedestrian Ways & Bikepaths	5	\$ -	\$ 307,612	\$ -	\$ -	\$ -	\$ -	\$ -	\$ -	\$ -	\$ -	\$ -	\$ -	\$ -	\$ 307,612
Storm Drains	6	\$ -	\$ 87,136	\$ -	\$ -	\$ -	\$ -	\$ -	\$ -	\$ -	\$ -	\$ -	\$ -	\$ 77,112	\$ 164,249
Storm Damage	7	\$ -	\$ -	\$ -	\$ -	\$ -	\$ -	\$ -	\$ -	\$ -	\$ -	\$ -	\$ -	\$ -	\$ -
<b>Total Construction<sup>1</sup></b>	8	\$ -	\$ 15,353,047	\$ 2,076,258	\$ -	\$ 1,204,766	\$ -	\$ 26,518	\$ -	\$ -	\$ -	\$ 48,789	\$ -	\$ 6,537,726	\$ 25,247,103
Right of Way Acquisition	9	\$ -	\$ -	\$ -	\$ -	\$ -	\$ -	\$ -	\$ -	\$ -	\$ -	\$ -	\$ -	\$ -	\$ -
<b>Total Construction &amp; Right-of-Way</b>	10	\$ -	\$ 15,353,047	\$ 2,076,258	\$ -	\$ 1,204,766	\$ -	\$ 26,518	\$ -	\$ -	\$ -	\$ 48,789	\$ -	\$ 6,537,726	\$ 25,247,103
<b>Maintenance</b>															
Patching	11	\$ -	\$ -	\$ -	\$ -	\$ -	\$ -	\$ -	\$ -	\$ -	\$ -	\$ -	\$ -	\$ -	\$ -
Overlay & Sealing	12	\$ 5,955,937	\$ -	\$ -	\$ -	\$ -	\$ -	\$ 5,264,069	\$ -	\$ -	\$ -	\$ -	\$ -	\$ -	\$ 11,220,005
Street Lights & Traffic Signals	13	\$ 965,635	\$ 2,912,454	\$ -	\$ -	\$ -	\$ -	\$ 409,808	\$ (239,869)	\$ -	\$ -	\$ -	\$ -	\$ 216,737	\$ 4,264,764
Storm Damage	14	\$ -	\$ -	\$ -	\$ -	\$ -	\$ -	\$ -	\$ -	\$ -	\$ -	\$ -	\$ -	\$ -	\$ -
Other Street Purpose Maintenance	15	\$ 6,464,979	\$ 2,290,118	\$ -	\$ -	\$ -	\$ -	\$ -	\$ -	\$ -	\$ -	\$ -	\$ -	\$ 5,448,758	\$ 14,203,855
<b>Total Maintenance<sup>1</sup></b>	16	\$ 13,386,550	\$ 5,202,571	\$ -	\$ -	\$ -	\$ -	\$ 5,673,877	\$ (239,869)	\$ -	\$ -	\$ -	\$ -	\$ 5,665,495	\$ 29,688,625
<b>Other</b>	17	\$ -	\$ -	\$ -	\$ -	\$ -	\$ -	\$ -	\$ -	\$ 86,418	\$ -	\$ 226,511	\$ -	\$ -	\$ 312,929
<b>GRAND TOTALS (Sum Lines 1, 10, 16, 17)</b>	18	\$ 20,295,487	\$ 20,712,671	\$ 2,076,258	\$ -	\$ 1,204,766	\$ -	\$ 5,733,004	\$ (239,869)	\$ 86,418	\$ -	\$ 275,300	\$ -	\$ 12,231,515	\$ 62,375,549
<b>Finance Director Confirmation</b>	19	Any California State Constitution Article XIX streets and road eligible expenditure may be "counted" in local jurisdictions' calculation of MOE if the activity is supported (funded) by a local jurisdictions' discretionary funds (e.g. general fund). The California State Controller also provides useful information on Article XIX and the Streets and Highways Code eligible expenditures in its "Guidelines Relating to Gas Tax Expenditures for Cities and Counties". I have reviewed and am aware of these guidelines and their applicability in calculating and reporting on Maintenance of Effort expenditures.  Interm Finance Director initial: 													

<sup>1</sup> Includes direct charges for staff time  
<sup>2</sup> Other M2 includes Project V, \$48,789 and Project U (SMP), \$226,511.  
<sup>+</sup> Transportation related only  
<sup>\*</sup> Other expenditures totaling \$12,231,515 are street-related projects or special funds with **NON-M2** funding such as contributions, donations, gas tax, SB1, Federal, State, Local Street-related rehabilitation funds.

Project	Description
A-M	Freeway Projects
O	Regional Capacity Program (RCP)
P	Regional Traffic Signal Synchronization Program (RTSSP)
Q	Local Fair Share
R	High Frequency Metrolink Service
S	Transit Extensions to Metrolink
T	Convert Metrolink Station(s) to Regional Gateways that connect Orange County with High-Speed Rail Systems
U	Senior Mobility Program or Senior Non-Emergency Medical Program
V	Community Based Transit/Circulators
W	Safe Transit Stops
X	Environmental Cleanup Program (Water Quality)





**M2 Expenditure Report  
Fiscal Year Ended June 30, 2022**

I hereby certify that:

All the information attached herein and included in schedules 1 through 4 is true and accurate to the best of my knowledge;

The interest earned on Net Revenues allocated pursuant to the Ordinance shall be expended only for those purposes for which the Net Revenues were allocated;

The City/County of Irvine is aware of the State Controller’s “Guidelines Relating to Gas Tax Expenditures for Cities and Counties”, which is a guide for determining MOE Expenditures for M2 Eligibility purposes;

The City/County’s Expenditure Report is in compliance with direction provided in the State Controller’s “Guidelines Relating to Gas Tax Expenditures for Cities and Counties;” and

The City/County of Irvine has expended in this fiscal year an amount of local discretionary funds for streets and roads purposes at least equal to one of the maintenance of effort requirements below<sup>10</sup>:

A) The City/County met the existing FY 2021-22 MOE benchmark dollar amount.

B) The City/County met a proportional MOE benchmark amount of FY 2021-22 General Funds Revenues that is at least equal to the percent listed in column C of Exhibit 2 in the M2 Eligibility Guidelines.<sup>13</sup>

Mark Alvarado  
Interim Director of Finance (Print Name)

11/08/2022  
Date



Signature

<sup>13</sup> An Actual General Fund Revenue excerpt from a jurisdiction's Annual Comprehensive Finance Report (ACFR) must be provided as backup documentation.

CITY COUNCIL RESOLUTION NO. 22-93

A RESOLUTION OF THE CITY COUNCIL OF THE CITY OF IRVINE, CALIFORNIA, CONCERNING THE FISCAL YEAR 2021-22 MEASURE M2 EXPENDITURE REPORT FOR THE CITY OF IRVINE

WHEREAS, local jurisdictions are required to meet eligibility requirements and submit eligibility verification packages to Orange County Transportation Authority (OCTA) in order to remain eligible to receive M2 funds; and

WHEREAS, local jurisdictions are required to adopt an annual M2 Expenditure Report as part of one of the eligibility requirements; and

WHEREAS, local jurisdictions are required to account for Net Revenues, developer/traffic impact fees, and funds expended by local jurisdiction in the M2 Expenditure Report that satisfy the Maintenance of Effort requirements; and

WHEREAS, the M2 Expenditure Report shall include all Net Revenue fund balances, interest earned and expenditures identified by type and program or project; and

WHEREAS, the M2 Expenditure Report must be adopted and submitted to the OCTA each year within six months of the end of the local jurisdiction's fiscal year to be eligible to receive Net Revenues as part of M2.

NOW, THEREFORE, BE IT RESOLVED that the City Council of the City of Irvine, DOES HEREBY INFORM OCTA that:

- a) The Fiscal Year 2021-22 M2 Expenditure Report is in conformance with the template provided in the Measure M2 Eligibility Guidelines and accounts for Net Revenues including interest earned, expenditures during the fiscal year, and balances at the end of the fiscal year.
- b) The M2 Expenditure Report is hereby adopted by the City of Irvine.
- c) The City of Irvine's Director of Financial Management & Strategic Planning is hereby authorized to sign and submit the M2 Expenditure Report to OCTA for the fiscal year ended June 30, 2022.

PASSED AND ADOPTED by the City Council of the City of Irvine at an adjourned regular meeting held on the 22nd day of November 2022.

  
MAYOR OF THE CITY OF IRVINE

ATTEST:

  
CITY CLERK OF THE CITY OF IRVINE

STATE OF CALIFORNIA )  
COUNTY OF ORANGE ) SS  
CITY OF IRVINE )

I, CARL PETERSEN, City Clerk of the City of Irvine, HEREBY DO CERTIFY that the foregoing resolution was duly adopted at an adjourned regular meeting of the City Council of the City of Irvine, held on the 22nd day of November 2022.

AYES: 4 COUNCILMEMBERS: Agran, Kim, Kuo and Khan  
NOES: 0 COUNCILMEMBERS: None  
ABSENT: 1 COUNCILMEMBERS: Carroll  
ABSTAIN: 0 COUNCILMEMBERS: None

  
CITY CLERK OF THE CITY OF IRVINE



**Orange County Transportation Authority**

**M2 Fact Sheet**

**City of La Habra**

**Fiscal Year Ended June 30, 2022**

Council Action 12/19/2022

Signed Resolution Yes

Revised Final Report? No

	<u>Actual</u>	<u>Benchmark</u>
MOE Expenditures	\$1,899,742	\$1,737,300

Project	Beginning Balance A	Revenues Claimed B	Expenditures C	Ending Balance D	Verify A+B-C-D
M2 Fairshare	3,031,540	1,225,727	704,025	3,553,242	0
M2 Fairshare Interest	148,961	21,034	0	169,995	0
M2 CTFP (Project O)	0	0	0	0	0
M2 CTFP (Project O) Interest	0	0	0	0	0
Regional Traffic Signal Synchronization Program	0	0	329,400	-329,400	0
Regional Traffic Signal Synchronization Program Interest	0	0	0	0	0
SMP or Senior Non-Emergency Medical	40,069	75,851	47,326	68,594	0
SMP or Senior Non-Emergency Medical Interest	65	788	0	853	0
Community Based Transit/Circulators	0	0	0	0	0
Community Based Transit/Circulators Interest	0	0	0	0	0
Water Quality Program (Project X)	0	0	0	0	0
Water Quality Program (Project X) Interest	0	0	0	0	0
<b>Grand Total</b>	<b>3,220,635</b>	<b>1,323,400</b>	<b>1,080,751</b>	<b>3,463,284</b>	<b>0</b>

**M2 Expenditure Report**  
**Fiscal Year Ended June 30, 2022**  
**Beginning and Ending Balances**

Description		Line No.	Amount	Interest
<b>Balances at Beginning of Fiscal Year</b>				
<b>A-M</b>	Freeway Projects	1	\$ -	\$ -
<b>O</b>	Regional Capacity Program (RCP)	2	\$ -	\$ -
<b>P</b>	Regional Traffic Signal Synchronization Program (RTSSP)	3	\$ -	\$ -
<b>Q</b>	Local Fair Share	4	\$ 3,031,539	\$ 148,961
<b>R</b>	High Frequency Metrolink Service	5	\$ -	\$ -
<b>S</b>	Transit Extensions to Metrolink	6	\$ -	\$ -
<b>T</b>	Convert Metrolink Station(s) to Regional Gateways that connect Orange County with High-Speed Rail Systems	7	\$ -	\$ -
<b>U</b>	Senior Mobility Program or Senior Non-Emergency Medical Program	8	\$ 40,068	\$ 65
<b>V</b>	Community Based Transit/Circulators	9	\$ -	\$ -
<b>W</b>	Safe Transit Stops	10	\$ -	\$ -
<b>X</b>	Environmental Cleanup Program (Water Quality)	11	\$ -	\$ -
	Other*	12	\$ -	\$ -
<b>Balances at Beginning of Fiscal Year</b>		13	\$ 3,071,607	\$ 149,026
	Monies Made Available During Fiscal Year	14	\$ 1,630,978	\$ 21,822
<b>Total Monies Available (Sum Lines 13 &amp; 14)</b>		15	\$ 4,702,585	\$ 170,848
	Expenditures During Fiscal Year	16	\$ 1,080,751	\$ -
<b>Balances at End of Fiscal Year</b>				
<b>A-M</b>	Freeway Projects	17	\$ -	\$ -
<b>O</b>	Regional Capacity Program (RCP)	18	\$ -	\$ -
<b>P</b>	Regional Traffic Signal Synchronization Program (RTSSP)	19	\$ -	\$ -
<b>Q</b>	Local Fair Share	20	\$ 3,553,241	\$ 169,995
<b>R</b>	High Frequency Metrolink Service	21	\$ -	\$ -
<b>S</b>	Transit Extensions to Metrolink	22	\$ -	\$ -
<b>T</b>	Convert Metrolink Station(s) to Regional Gateways that connect Orange County with High-Speed Rail Systems	23	\$ -	\$ -
<b>U</b>	Senior Mobility Program or Senior Non-Emergency Medical Program	24	\$ 68,593	\$ 853
<b>V</b>	Community Based Transit/Circulators	25	\$ -	\$ -
<b>W</b>	Safe Transit Stops	26	\$ -	\$ -
<b>X</b>	Environmental Cleanup Program (Water Quality)	27	\$ -	\$ -
	Other*	28	\$ -	\$ -

\* Please provide a specific description

**M2 Expenditure Report**  
**Fiscal Year Ended June 30, 2022**  
**Sources and Uses**

Description		Line No.	Amount	Interest
<b>Revenues:</b>				
<b>A-M</b>	Freeway Projects	1	\$ -	\$ -
<b>O</b>	Regional Capacity Program (RCP)	2	\$ -	\$ -
<b>P</b>	Regional Traffic Signal Synchronization Program (RTSSP)	3	\$ 329,400	\$ -
<b>Q</b>	Local Fair Share	4	\$ 1,225,727	\$ 21,034
<b>R</b>	High Frequency Metrolink Service	5	\$ -	\$ -
<b>S</b>	Transit Extensions to Metrolink	6	\$ -	\$ -
<b>T</b>	Convert Metrolink Station(s) to Regional Gateways that connect Orange County with High-Speed Rail Systems	7	\$ -	\$ -
<b>U</b>	Senior Mobility Program or Senior Non-Emergency Medical Program	8	\$ 75,851	\$ 788
<b>V</b>	Community Based Transit/Circulators	9	\$ -	\$ -
<b>W</b>	Safe Transit Stops	10	\$ -	\$ -
<b>X</b>	Environmental Cleanup Program (Water Quality)	11	\$ -	\$ -
	Other*	12	\$ -	\$ -
<b>TOTAL REVENUES (Sum lines 1 to 12)</b>		<b>13</b>	<b>\$ 1,630,978</b>	<b>\$ 21,822</b>
<b>Expenditures:</b>				
<b>A-M</b>	Freeway Projects	14	\$ -	\$ -
<b>O</b>	Regional Capacity Program (RCP)	15	\$ -	\$ -
<b>P</b>	Regional Traffic Signal Synchronization Program (RTSSP)	16	\$ 329,400	\$ -
<b>Q</b>	Local Fair Share	17	\$ 704,025	\$ -
<b>R</b>	High Frequency Metrolink Service	18	\$ -	\$ -
<b>S</b>	Transit Extensions to Metrolink	19	\$ -	\$ -
<b>T</b>	Convert Metrolink Station(s) to Regional Gateways that connect Orange County with High-Speed Rail Systems	20	\$ -	\$ -
<b>U</b>	Senior Mobility Program or Senior Non-Emergency Medical Program	21	\$ 47,326	\$ -
<b>V</b>	Community Based Transit/Circulators	22	\$ -	\$ -
<b>W</b>	Safe Transit Stops	23	\$ -	\$ -
<b>X</b>	Environmental Cleanup Program (Water Quality)	24	\$ -	\$ -
	Other*	25	\$ -	\$ -
<b>TOTAL EXPENDITURES (Sum lines 14 to 25)</b>		<b>26</b>	<b>\$ 1,080,751</b>	<b>\$ -</b>
<b>TOTAL BALANCE (Subtract line 26 from 13)</b>		<b>27</b>	<b>\$ 550,227</b>	<b>\$ 21,822</b>

\* Please provide a specific description

Project P-\$329,400 of revenue listed above is a current year accrual. No revenue was received in FY 2021-22.

Project Q-Fairshare reported revenue of \$1,225,727 is the City's July 2021-June 2022 apportionments from OCTA.

Project U-Senior Mobility Program revenue of \$75,851 is the City's July 2021-June 2022 apportionments from OCTA.

**M2 Expenditure Report**  
**Fiscal Year Ended June 30, 2022**  
**Streets and Roads Detailed Use of Funds**

Type of Expenditure	Line No.	MOE	Developer / Impact Fees <sup>1</sup>	O	O Interest	P	P Interest	Q	Q Interest	X	X Interest	Other M2 <sup>2</sup>	Other M2 Interest	Other*	TOTAL
<b>Indirect and/or Overhead</b>	1	\$ 532,174	\$ -	\$ -	\$ -	\$ -	\$ -	\$ 76,447	\$ -	\$ -	\$ -	\$ -	\$ -	\$ -	\$ 608,621
<b>Construction &amp; Right-of-Way</b>															
New Street Construction	2	\$ -	\$ -	\$ -	\$ -	\$ -	\$ -	\$ -	\$ -	\$ -	\$ -	\$ -	\$ -	\$ -	\$ -
Street Reconstruction	3	\$ -	\$ -	\$ -	\$ -	\$ -	\$ -	\$ 99,531	\$ -	\$ -	\$ -	\$ -	\$ -	\$ -	\$ 99,531
Signals, Safety Devices, & Street Lights	4	\$ -	\$ -	\$ -	\$ -	\$ 329,400	\$ -	\$ -	\$ -	\$ -	\$ -	\$ -	\$ -	\$ -	\$ 329,400
Pedestrian Ways & Bikepaths	5	\$ -	\$ -	\$ -	\$ -	\$ -	\$ -	\$ -	\$ -	\$ -	\$ -	\$ -	\$ -	\$ -	\$ -
Storm Drains	6	\$ -	\$ -	\$ -	\$ -	\$ -	\$ -	\$ -	\$ -	\$ -	\$ -	\$ -	\$ -	\$ -	\$ -
Storm Damage	7	\$ -	\$ -	\$ -	\$ -	\$ -	\$ -	\$ -	\$ -	\$ -	\$ -	\$ -	\$ -	\$ -	\$ -
<b>Total Construction<sup>1</sup></b>	8	\$ -	\$ -	\$ -	\$ -	\$ 329,400	\$ -	\$ 99,531	\$ -	\$ -	\$ -	\$ -	\$ -	\$ -	\$ 428,931
Right of Way Acquisition	9	\$ -	\$ -	\$ -	\$ -	\$ -	\$ -	\$ -	\$ -	\$ -	\$ -	\$ -	\$ -	\$ -	\$ -
<b>Total Construction &amp; Right-of-Way</b>	10	\$ -	\$ -	\$ -	\$ -	\$ 329,400	\$ -	\$ 99,531	\$ -	\$ -	\$ -	\$ -	\$ -	\$ -	\$ 428,931
<b>Maintenance</b>															
Patching	11	\$ -	\$ -	\$ -	\$ -	\$ -	\$ -	\$ -	\$ -	\$ -	\$ -	\$ -	\$ -	\$ -	\$ -
Overlay & Sealing	12	\$ -	\$ -	\$ -	\$ -	\$ -	\$ -	\$ 431,754	\$ -	\$ -	\$ -	\$ -	\$ -	\$ -	\$ 431,754
Street Lights & Traffic Signals	13	\$ 815,906	\$ -	\$ -	\$ -	\$ -	\$ -	\$ 3,891	\$ -	\$ -	\$ -	\$ -	\$ -	\$ -	\$ 819,797
Storm Damage	14	\$ 54,465	\$ -	\$ -	\$ -	\$ -	\$ -	\$ -	\$ -	\$ -	\$ -	\$ -	\$ -	\$ -	\$ 54,465
Other Street Purpose Maintenance	15	\$ 497,197	\$ -	\$ -	\$ -	\$ -	\$ -	\$ 92,402	\$ -	\$ -	\$ -	\$ -	\$ -	\$ -	\$ 589,599
<b>Total Maintenance<sup>1</sup></b>	16	\$ 1,367,568	\$ -	\$ -	\$ -	\$ -	\$ -	\$ 528,047	\$ -	\$ -	\$ -	\$ -	\$ -	\$ -	\$ 1,895,615
<b>Other-Senior Mobility Program-Project U</b>	17		\$ -	\$ -	\$ -	\$ -	\$ -	\$ -	\$ -	\$ -	\$ -	\$ 47,326	\$ -	\$ -	\$ 47,326
<b>GRAND TOTALS (Sum Lines 1, 10, 16, 17)</b>	18	\$ 1,899,742	\$ -	\$ -	\$ -	\$ 329,400	\$ -	\$ 704,025	\$ -	\$ -	\$ -	\$ 47,326	\$ -	\$ -	\$ 2,980,493
<b>Finance Director Confirmation</b>	19	Any California State Constitution Article XIX streets and road eligible expenditure may be "counted" in local jurisdictions' calculation of MOE if the activity is supported (funded) by a local jurisdictions' discretionary funds (e.g. general fund). The California State Controller also provides useful information on Article XIX and the Streets and Highways Code eligible expenditures in its "Guidelines Relating to Gas Tax Expenditures for Cities and Counties". I have reviewed and am aware of these guidelines and their applicability in calculating and reporting on Maintenance of Effort expenditures. Finance Director initial: <i>M. S.</i>													

<sup>1</sup> Includes direct charges for staff time  
<sup>2</sup> Other M2 includes A-M, R,S,T,U,V, and W  
 + Transportation related only  
 \* Please provide a specific description

Project	Description
A-M	Freeway Projects
O	Regional Capacity Program (RCP)
P	Regional Traffic Signal Synchronization Program (RTSSP)
Q	Local Fair Share
R	High Frequency Metrolink Service
S	Transit Extensions to Metrolink
T	Convert Metrolink Station(s) to Regional Gateways that connect Orange County with High-Speed Rail Systems
U	Senior Mobility Program or Senior Non-Emergency Medical Program
V	Community Based Transit/Circulators
W	Safe Transit Stops
X	Environmental Cleanup Program (Water Quality)





**M2 Expenditure Report**  
**Fiscal Year Ended June 30, 2022**

I hereby certify that:

All the information attached herein and included in schedules 1 through 4 is true and accurate to the best of my knowledge;

The interest earned on Net Revenues allocated pursuant to the Ordinance shall be expended only for those purposes for which the Net Revenues were allocated;

The City of La Habra is aware of the State Controller's "Guidelines Relating to Gas Tax Expenditures for Cities and Counties", which is a guide for determining MOE Expenditures for M2 Eligibility purposes;

The City's Expenditure Report is in compliance with direction provided in the State Controller's "Guidelines Relating to Gas Tax Expenditures for Cities and Counties;" and

The City of La Habra has expended in this fiscal year an amount of local discretionary funds for streets and roads purposes at least equal to one of the maintenance of effort requirements below<sup>10</sup>:

A) The City met the existing FY 2021-22 MOE benchmark dollar amount.

B) The City met a proportional MOE benchmark amount of FY 2021-22 General Funds Revenues that is at least equal to the percent listed in column C of Exhibit 2 in the M2 Eligibility Guidelines.<sup>13</sup>

Melvin Shannon  
Director of Finance (Print Name)

12/14/22  
Date

Melvin Shannon  
Signature

<sup>13</sup> An Actual General Fund Revenue excerpt from a jurisdiction's Annual Comprehensive Finance Report (ACFR) must be provided as backup documentation.

**RESOLUTION NO. 6095**

**A RESOLUTION OF THE CITY COUNCIL OF THE CITY OF  
LA HABRA, CALIFORNIA, CONCERNING THE MEASURE M2 (M2)  
EXPENDITURE REPORT FOR THE CITY OF LA HABRA**

**WHEREAS**, local jurisdictions are required to meet eligibility requirements and submit eligibility verification packages to Orange County Transportation Authority (OCTA) in order to remain eligible to receive M2 funds; and

**WHEREAS**, local jurisdictions are required to adopt an annual M2 Expenditure Report as part of one of the eligibility requirements; and

**WHEREAS**, local jurisdictions are required to account for Net Revenues, developer/traffic impact fees, and funds expended by local jurisdiction in the M2 Expenditure Report that satisfy the Maintenance of Effort requirements; and


**WHEREAS**, the M2 Expenditure Report shall include all Net Revenue fund balances, interest earned and expenditures identified by type and program or project; and

**WHEREAS**, the M2 Expenditure Report must be adopted and submitted to the OCTA each year within six months of the end of the local jurisdiction's fiscal year to be eligible to receive Net Revenues as part of M2.

**NOW, THEREFORE, BE IT RESOLVED** that the City Council for the City of La Habra does hereby inform the Orange County Transportation Authority that:

- a) The M2 Expenditure Report is in conformance with the template provided in the Measure M2 Eligibility Guidelines and accounts for Net Revenues, including interest earned, expenditures during the fiscal year, and balances at the end of the fiscal year;
- b) The M2 Expenditure Report is hereby adopted by the City of La Habra.
- c) The City of La Habra Finance Director is hereby authorized to sign and submit the M2 Expenditure Report to OCTA for the fiscal year ending June 30, 2022.

**PASSED, APPROVED AND ADOPTED** this 19<sup>th</sup> day of December 2022.

  
James Gomez  
Mayor

ATTEST:

Rhonda J. Barone.

Rhonda J. Barone, CMC  
Assistant City Clerk

STATE OF CALIFORNIA }  
COUNTY OF ORANGE } ss  
CITY OF LA HABRA }

I, Rhonda J. Barone, CMC, Assistant City Clerk for the City of La Habra, do hereby certify that the above and foregoing is a true and correct copy of Resolution No. 6095 introduced and adopted at a Regular Meeting of the City Council of the City of La Habra held on the 19<sup>th</sup> day of December, 2022, by the following roll call vote:

AYES: COUNCILMEMBERS: Gomez, Nigsarian, Espinoza, Medrano, Simonian  
NOES: COUNCILMEMBERS: NONE  
ABSENT: COUNCILMEMBERS: NONE  
ABSTAIN: COUNCILMEMBERS: NONE

Witness my hand and the official seal of the City of La Habra this 19<sup>th</sup> day of December 2022.

Rhonda J. Barone.

Rhonda J. Barone, CMC  
Assistant City Clerk



**Orange County Transportation Authority**

**M2 Fact Sheet**

**City of La Palma**

**Fiscal Year Ended June 30, 2022**

Council Action 11/1/2022

Signed Resolution Yes

Revised Final Report? No

	<u>Actual</u>	<u>Benchmark</u>
MOE Expenditures	\$495,936	\$201,688

Project	Beginning Balance A	Revenues Claimed B	Expenditures C	Ending Balance D	Verify A+B-C-D
M2 Fairshare	513,112	302,061	202,515	612,658	0
M2 Fairshare Interest	0	-27,279	-27,279	0	0
M2 CTFP (Project O)	722,360	0	121,283	601,077	0
M2 CTFP (Project O) Interest	0	0	0	0	0
Water Quality Program (Project X)	0	0	0	0	0
Water Quality Program (Project X) Interest	0	0	0	0	0
<b>Grand Total</b>	<b>1,235,472</b>	<b>274,782</b>	<b>296,519</b>	<b>1,213,735</b>	<b>0</b>

**M2 Expenditure Report**  
**Fiscal Year Ended June 30, 2022**  
**Beginning and Ending Balances**

Description		Line No.	Amount	Interest
<b>Balances at Beginning of Fiscal Year</b>				
<b>A-M</b>	Freeway Projects	1	\$ -	\$ -
<b>O</b>	Regional Capacity Program (RCP) - Note	2	\$ 722,360.00	\$ -
<b>P</b>	Regional Traffic Signal Synchronization Program (RTSSP)	3	\$ -	\$ -
<b>Q</b>	Local Fair Share	4	\$ 513,112.83	\$ -
<b>R</b>	High Frequency Metrolink Service	5	\$ -	\$ -
<b>S</b>	Transit Extensions to Metrolink	6	\$ -	\$ -
<b>T</b>	Convert Metrolink Station(s) to Regional Gateways that connect Orange County with High-Speed Rail Systems	7	\$ -	\$ -
<b>U</b>	Senior Mobility Program or Senior Non-Emergency Medical Program	8	\$ -	\$ -
<b>V</b>	Community Based Transit/Circulators	9	\$ -	\$ -
<b>W</b>	Safe Transit Stops	10	\$ -	\$ -
<b>X</b>	Environmental Cleanup Program (Water Quality)	11	\$ -	\$ -
	Other*	12	\$ -	\$ -
<b>Balances at Beginning of Fiscal Year</b>		13	\$ 1,235,472.83	\$ -
	Monies Made Available During Fiscal Year	14	\$ 302,060.92	\$ (27,279)
<b>Total Monies Available (Sum Lines 13 &amp; 14)</b>		15	\$ 1,537,533.75	\$ (27,279)
	Expenditures During Fiscal Year	16	\$ 323,797.98	\$ (27,279)
<b>Balances at End of Fiscal Year</b>				
<b>A-M</b>	Freeway Projects	17	\$ -	\$ -
<b>O</b>	Regional Capacity Program (RCP)	18	\$ 601,077.15	\$ -
<b>P</b>	Regional Traffic Signal Synchronization Program (RTSSP)	19	\$ -	\$ -
<b>Q</b>	Local Fair Share	20	\$ 612,658.62	\$ -
<b>R</b>	High Frequency Metrolink Service	21	\$ -	\$ -
<b>S</b>	Transit Extensions to Metrolink	22	\$ -	\$ -
<b>T</b>	Convert Metrolink Station(s) to Regional Gateways that connect Orange County with High-Speed Rail Systems	23	\$ -	\$ -
<b>U</b>	Senior Mobility Program or Senior Non-Emergency Medical Program	24	\$ -	\$ -
<b>V</b>	Community Based Transit/Circulators	25	\$ -	\$ -
<b>W</b>	Safe Transit Stops	26	\$ -	\$ -
<b>X</b>	Environmental Cleanup Program (Water Quality)	27	\$ -	\$ -
	Other*	28	\$ -	\$ -

\* Please provide a specific description

NOTE: The beginning balance for O (Regional Capacity Program) is \$731,000 less the grant funded 20/21 expenditures of \$8,640 [\$722,360].

**M2 Expenditure Report**  
**Fiscal Year Ended June 30, 2022**  
**Sources and Uses**

Description		Line No.	Amount	Interest
<b>Revenues:</b>				
<b>A-M</b>	Freeway Projects	1	\$ -	\$ -
<b>O</b>	Regional Capacity Program (RCP)	2	\$ -	\$ -
<b>P</b>	Regional Traffic Signal Synchronization Program (RTSSP)	3	\$ -	\$ -
<b>Q</b>	Local Fair Share	4	\$ 302,061	\$ (27,279)
<b>R</b>	High Frequency Metrolink Service	5	\$ -	\$ -
<b>S</b>	Transit Extensions to Metrolink	6	\$ -	\$ -
<b>T</b>	Convert Metrolink Station(s) to Regional Gateways that connect Orange County with High-Speed Rail Systems	7	\$ -	\$ -
<b>U</b>	Senior Mobility Program or Senior Non-Emergency Medical Program	8	\$ -	\$ -
<b>V</b>	Community Based Transit/Circulators	9	\$ -	\$ -
<b>W</b>	Safe Transit Stops	10	\$ -	\$ -
<b>X</b>	Environmental Cleanup Program (Water Quality)	11	\$ -	\$ -
	Other*	12	\$ -	\$ -
<b>TOTAL REVENUES (Sum lines 1 to 12)</b>		13	\$ 302,061	\$ (27,279)
<b>Expenditures:</b>				
<b>A-M</b>	Freeway Projects	14	\$ -	\$ -
<b>O</b>	Regional Capacity Program (RCP)	15	\$ 121,283	\$ -
<b>P</b>	Regional Traffic Signal Synchronization Program (RTSSP)	16	\$ -	\$ -
<b>Q</b>	Local Fair Share	17	\$ 202,515	\$ (27,279)
<b>R</b>	High Frequency Metrolink Service	18	\$ -	\$ -
<b>S</b>	Transit Extensions to Metrolink	19	\$ -	\$ -
<b>T</b>	Convert Metrolink Station(s) to Regional Gateways that connect Orange County with High-Speed Rail Systems	20	\$ -	\$ -
<b>U</b>	Senior Mobility Program or Senior Non-Emergency Medical Program	21	\$ -	\$ -
<b>V</b>	Community Based Transit/Circulators	22	\$ -	\$ -
<b>W</b>	Safe Transit Stops	23	\$ -	\$ -
<b>X</b>	Environmental Cleanup Program (Water Quality)	24	\$ -	\$ -
	Other*	25	\$ -	\$ -
<b>TOTAL EXPENDITURES (Sum lines 14 to 25)</b>		26	\$ 323,798	\$ (27,279)
<b>TOTAL BALANCE (Subtract line 26 from 13)</b>		27	\$ (21,737)	\$ -

\* Please provide a specific description

**M2 Expenditure Report**  
**Fiscal Year Ended June 30, 2022**  
**Streets and Roads Detailed Use of Funds**

Type of Expenditure	Line No.	MOE	Developer / Impact Fees <sup>2</sup>	O	O Interest	P	P Interest	Q	Q Interest	X	X Interest	Other M2 <sup>2</sup>	Other M2 Interest	Other*	TOTAL
<b>Indirect and/or Overhead</b>	1	\$ -	\$ -	\$ -	\$ -	\$ -	\$ -	\$ -	\$ -	\$ -	\$ -	\$ -	\$ -	\$ -	\$ -
<b>Construction &amp; Right-of-Way</b>															
New Street Construction	2	\$ -	\$ -	\$ -	\$ -	\$ -	\$ -	\$ -	\$ -	\$ -	\$ -	\$ -	\$ -	\$ -	\$ -
Street Reconstruction	3	\$ -	\$ -	\$ 121,282.85	\$ -	\$ -	\$ -	\$ -	\$ -	\$ -	\$ -	\$ -	\$ -	\$ -	\$ 121,283
Signals, Safety Devices, & Street Lights	4	\$ -	\$ -	\$ -	\$ -	\$ -	\$ -	\$ -	\$ -	\$ -	\$ -	\$ -	\$ -	\$ -	\$ -
Pedestrian Ways & Bikepaths	5	\$ -	\$ -	\$ -	\$ -	\$ -	\$ -	\$ -	\$ -	\$ -	\$ -	\$ -	\$ -	\$ -	\$ -
Storm Drains	6	\$ -	\$ -	\$ -	\$ -	\$ -	\$ -	\$ -	\$ -	\$ -	\$ -	\$ -	\$ -	\$ -	\$ -
Storm Damage	7	\$ -	\$ -	\$ -	\$ -	\$ -	\$ -	\$ -	\$ -	\$ -	\$ -	\$ -	\$ -	\$ -	\$ -
<b>Total Construction<sup>1</sup></b>	8	\$ -	\$ -	\$ 121,282.85	\$ -	\$ -	\$ -	\$ -	\$ -	\$ -	\$ -	\$ -	\$ -	\$ -	\$ 121,283
Right of Way Acquisition	9	\$ -	\$ -	\$ -	\$ -	\$ -	\$ -	\$ -	\$ -	\$ -	\$ -	\$ -	\$ -	\$ -	\$ -
<b>Total Construction &amp; Right-of-Way</b>	10	\$ -	\$ -	\$ 121,282.85	\$ -	\$ -	\$ -	\$ -	\$ -	\$ -	\$ -	\$ -	\$ -	\$ -	\$ 121,283
<b>Maintenance</b>															
Patching	11	\$ 11,667.43	\$ -	\$ -	\$ -	\$ -	\$ -	\$ -	\$ -	\$ -	\$ -	\$ -	\$ -	\$ -	\$ 11,667
Overlay & Sealing	12	\$ 146,013.09	\$ -	\$ -	\$ -	\$ -	\$ -	\$ 202,515.13	\$ (27,279.48)	\$ -	\$ -	\$ -	\$ -	\$ -	\$ 321,249
Street Lights & Traffic Signals	13	\$ 153,706.16	\$ -	\$ -	\$ -	\$ -	\$ -	\$ -	\$ -	\$ -	\$ -	\$ -	\$ -	\$ -	\$ 153,706
Storm Damage	14	\$ -	\$ -	\$ -	\$ -	\$ -	\$ -	\$ -	\$ -	\$ -	\$ -	\$ -	\$ -	\$ -	\$ -
Other Street Purpose Maintenance	15	\$ 184,549.24	\$ -	\$ -	\$ -	\$ -	\$ -	\$ -	\$ -	\$ -	\$ -	\$ -	\$ -	\$ -	\$ 184,549
<b>Total Maintenance<sup>1</sup></b>	16	\$ 495,935.92	\$ -	\$ -	\$ -	\$ -	\$ -	\$ 202,515.13	\$ (27,279.48)	\$ -	\$ -	\$ -	\$ -	\$ -	\$ 671,172
<b>Other</b>	17	\$ -	\$ -	\$ -	\$ -	\$ -	\$ -	\$ -	\$ -	\$ -	\$ -	\$ -	\$ -	\$ -	\$ -
<b>GRAND TOTALS (Sum Lines 1, 10, 16, 17)</b>	18	\$ 495,936	\$ -	\$ 121,283	\$ -	\$ -	\$ -	\$ 202,515	\$ (27,279)	\$ -	\$ -	\$ -	\$ -	\$ -	\$ 792,454
<b>Finance Director Confirmation</b>	19	Any California State Constitution Article XIX streets and road eligible expenditure may be "counted" in local jurisdictions' calculation of MOE if the activity is supported (funded) by a local jurisdictions' discretionary funds (e.g. general fund). The California State Controller also provides useful information on Article XIX and the Streets and Highways Code eligible expenditures in its "Guidelines Relating to Gas Tax Expenditures for Cities and Counties". I have reviewed and am aware of these guidelines and their applicability in calculating and reporting on Maintenance of Effort expenditures.  Finance Director initial: <u>        BHH        </u>													

<sup>1</sup> Includes direct charges for staff time  
<sup>2</sup> Other M2 includes A-M, R,S,T,U,V, and W  
 + Transportation related only  
 \* Please provide a specific description

**Legend**

Project	Description
A-M	Freeway Projects
O	Regional Capacity Program (RCP)
P	Regional Traffic Signal Synchronization Program (RTSSP)
Q	Local Fair Share
R	High Frequency Metrolink Service
S	Transit Extensions to Metrolink
T	Convert Metrolink Station(s) to Regional Gateways that connect Orange County with High-Speed Rail Systems
U	Senior Mobility Program or Senior Non-Emergency Medical Program
V	Community Based Transit/Circulators
W	Safe Transit Stops
X	Environmental Cleanup Program (Water Quality)





**M2 Expenditure Report  
Fiscal Year Ended June 30, 2022**

I hereby certify that:

X All the information attached herein and included in schedules 1 through 4 is true and accurate to the best of my knowledge;

X The interest earned on Net Revenues allocated pursuant to the Ordinance shall be expended only for those purposes for which the Net Revenues were allocated;

X The City of La Palma is aware of the State Controller’s “Guidelines Relating to Gas Tax Expenditures for Cities and Counties” , which is a guide for determining MOE Expenditures for M2 Eligibility purposes;

X The City’s Expenditure Report is in compliance with direction provided in the State Controller’s “Guidelines Relating to Gas Tax Expenditures for Cities and Counties;” and

X The City of La Palma has expended in this fiscal year an amount of local discretionary funds for streets and roads purposes at least equal to one of the maintenance of effort requirements below<sup>10</sup>:

X - A) The City/County met the existing FY 2021-22 MOE benchmark dollar amount.

B) The City/County met a proportional MOE benchmark amount of FY 2020-21 General Funds Revenues that is at least equal to the percent listed in column C of Exhibit 2 in the M2 Eligibility Guidelines.<sup>13</sup>

Ryan Hallett Hinton

11/1/2022

Administrative Services Director, Ryan Hallet Hinton

Date



Signature

<sup>13</sup> An Actual General Fund Revenue excerpt from a jurisdiction's Annual Comprehensive Finance Report (ACFR) must be provided as backup documentation.

**RESOLUTION NO. 2022-47**

**A RESOLUTION OF THE CITY COUNCIL OF THE CITY  
OF LA PALMA CONCERNING THE MEASURE M2 (M2)  
EXPENDITURE REPORT FOR THE CITY OF LA PALMA**

**WHEREAS**, local jurisdictions are required to meet eligibility requirements and submit eligibility verification packages to Orange County Transportation Authority (OCTA) in order to remain eligible to receive M2 funds; and

**WHEREAS**, local jurisdictions are required to adopt an annual M2 Expenditure Report as part of one of the eligibility requirements; and

**WHEREAS**, local jurisdictions are required to account for Net Revenues, developer/traffic impact fees, and funds expended by local jurisdiction in the M2 Expenditure Report that satisfy the Maintenance of Effort requirements; and

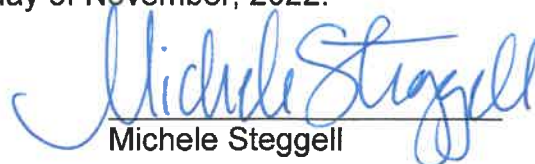
**WHEREAS**, the M2 Expenditure Report shall include all Net Revenue fund balances, interest earned and expenditures identified by type and program or project; and

**WHEREAS**, the M2 Expenditure Report must be adopted and submitted to the OCTA each year within six months of the end of the local jurisdiction's fiscal year to be eligible to receive Net Revenues as part of M2.

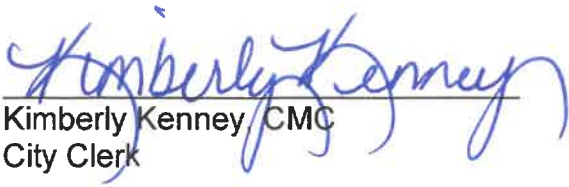
**NOW, THEREFORE, BE IT RESOLVED** that the City Council for the City of La Palma does hereby inform OCTA that:

- a) The M2 Expenditure Report is in conformance with the template provided in the Measure M2 Eligibility Guidelines and accounts for Net Revenues including interest earned, expenditures during the fiscal year and balances at the end of fiscal year.
- b) The M2 Expenditure Report is hereby adopted by the City of La Palma.
- c) The City of La Palma Administrative Services Director is hereby authorized to sign and submit the M2 Expenditure Report to OCTA for the fiscal year ended June 30, 2022.

**PASSED, APPROVED AND ADOPTED** by the City Council of the City of La Palma at a regular meeting held on the 1st day of November, 2022.

  
Michele Steggell  
Mayor

ATTEST:

  
\_\_\_\_\_  
Kimberly Kenney CMC  
City Clerk

STATE OF CALIFORNIA )  
COUNTY OF ORANGE ) SS.  
CITY OF LA PALMA )

I, KIMBERLY KENNEY, City Clerk of the City of La Palma, California, DO  
HEREBY CERTIFY that the foregoing Resolution was adopted by the City Council of  
said City at a regular meeting of said City Council held on the 1st day of November,  
2022, and that it was so adopted by called vote as follows:

AYES: Baker, Goodman, Patel, Steggell, and Waldman

NOES: None

  
Kimberly Kenney, CMC  
City Clerk



**Orange County Transportation Authority**

**M2 Fact Sheet**

**City of Laguna Beach**

**Fiscal Year Ended June 30, 2022**

Council Action 12/13/2022

Signed Resolution Yes

Revised Final Report? No

	<u>Actual</u>	<u>Benchmark</u>
<b>MOE Expenditures</b>	\$8,269,834	\$1,806,353

Project	Beginning Balance A	Revenues Claimed B	Expenditures C	Ending Balance D	Verify A+B-C-D
M2 Fairshare	0	529,932	529,932	0	0
M2 Fairshare Interest	0	6,824	6,824	0	0
M2 CTFP (Project O)	-15,108	0	0	-15,108	0
M2 CTFP (Project O) Interest	0	0	0	0	0
SMP or Senior Non-Emergency Medical	11,924	50,742	27,122	35,544	0
SMP or Senior Non-Emergency Medical Interest	0	0	0	0	0
Community Based Transit/Circulators	-27,072	27,284	600,713	-600,502	0
Community Based Transit/Circulators Interest	0	0	0	0	0
Water Quality Program (Project X)	0	0	0	0	0
Water Quality Program (Project X) Interest	0	0	0	0	0
<b>Grand Total</b>	<b>-30,256</b>	<b>614,782</b>	<b>1,164,591</b>	<b>-580,065</b>	<b>0</b>

**M2 Expenditure Report  
Fiscal Year Ended June 30, 2022  
Beginning and Ending Balances**

Description	Line No.	Amount	Interest
<b>Balances at Beginning of Fiscal Year</b>			
<b>A-M</b> Freeway Projects	1	\$ -	\$ -
<b>O</b> Regional Capacity Program (RCP)	2	\$ (15,108)	\$ -
<b>P</b> Regional Traffic Signal Synchronization Program (RTSSP)	3	\$ -	\$ -
<b>Q</b> Local Fair Share	4	\$ -	\$ -
<b>R</b> High Frequency Metrolink Service	5	\$ -	\$ -
<b>S</b> Transit Extensions to Metrolink	6	\$ -	\$ -
<b>T</b> Convert Metrolink Station(s) to Regional Gateways that connect Orange County with High-Speed Rail Systems	7	\$ -	\$ -
<b>U</b> Senior Mobility Program or Senior Non-Emergency Medical Program	8	\$ 11,924	\$ -
<b>V</b> Community Based Transit/Circulators	9	\$ (27,072)	\$ -
<b>W</b> Safe Transit Stops	10	\$ -	\$ -
<b>X</b> Environmental Cleanup Program (Water Quality)	11	\$ -	\$ -
Other*	12	\$ -	\$ -
<b>Balances at Beginning of Fiscal Year</b>	13	\$ (30,256)	\$ -
Monies Made Available During Fiscal Year	14	\$ 607,959	\$ 6,824
<b>Total Monies Available (Sum Lines 13 &amp; 14)</b>	15	\$ 577,703	\$ 6,824
Expenditures During Fiscal Year	16	\$ 1,157,767	\$ 6,824
<b>Balances at End of Fiscal Year</b>			
<b>A-M</b> Freeway Projects	17	\$ -	\$ -
<b>O</b> Regional Capacity Program (RCP)	18	\$ (15,108)	\$ -
<b>P</b> Regional Traffic Signal Synchronization Program (RTSSP)	19	\$ -	\$ -
<b>Q</b> Local Fair Share	20	\$ -	\$ 0
<b>R</b> High Frequency Metrolink Service	21	\$ -	\$ -
<b>S</b> Transit Extensions to Metrolink	22	\$ -	\$ -
<b>T</b> Convert Metrolink Station(s) to Regional Gateways that connect Orange County with High-Speed Rail Systems	23	\$ -	\$ -
<b>U</b> Senior Mobility Program or Senior Non-Emergency Medical Program	24	\$ 35,545	\$ -
<b>V</b> Community Based Transit/Circulators	25	\$ (600,501)	\$ -
<b>W</b> Safe Transit Stops	26	\$ -	\$ -
<b>X</b> Environmental Cleanup Program (Water Quality)	27	\$ -	\$ -
Other*	28	\$ -	\$ -


\* Please provide a specific description

**M2 Expenditure Report**  
**Fiscal Year Ended June 30, 2022**  
**Sources and Uses**

Description		Line No.	Amount	Interest
<b>Revenues:</b>				
<b>A-M</b>	Freeway Projects	1	\$ -	\$ -
<b>O</b>	Regional Capacity Program (RCP)	2	\$ -	\$ -
<b>P</b>	Regional Traffic Signal Synchronization Program (RTSSP)	3	\$ -	\$ -
<b>Q</b>	Local Fair Share	4	\$ 529,932	\$ 6,824
<b>R</b>	High Frequency Metrolink Service	5	\$ -	\$ -
<b>S</b>	Transit Extensions to Metrolink	6	\$ -	\$ -
<b>T</b>	Convert Metrolink Station(s) to Regional Gateways that connect Orange County with High-Speed Rail Systems	7	\$ -	\$ -
<b>U</b>	Senior Mobility Program or Senior Non-Emergency Medical Program	8	\$ 50,743	\$ -
<b>V</b>	Community Based Transit/Circulators	9	\$ 27,284	\$ -
<b>W</b>	Safe Transit Stops	10	\$ -	\$ -
<b>X</b>	Environmental Cleanup Program (Water Quality)	11	\$ -	\$ -
	Other*	12	\$ -	\$ -
<b>TOTAL REVENUES (Sum lines 1 to 12)</b>		13	\$ 607,959	\$ 6,824
<b>Expenditures:</b>				
<b>A-M</b>	Freeway Projects	14	\$ -	\$ -
<b>O</b>	Regional Capacity Program (RCP)	15	\$ -	\$ -
<b>P</b>	Regional Traffic Signal Synchronization Program (RTSSP)	16	\$ -	\$ -
<b>Q</b>	Local Fair Share	17	\$ 529,932	\$ 6,824
<b>R</b>	High Frequency Metrolink Service	18	\$ -	\$ -
<b>S</b>	Transit Extensions to Metrolink	19	\$ -	\$ -
<b>T</b>	Convert Metrolink Station(s) to Regional Gateways that connect Orange County with High-Speed Rail Systems	20	\$ -	\$ -
<b>U</b>	Senior Mobility Program or Senior Non-Emergency Medical Program	21	\$ 27,122	\$ -
<b>V</b>	Community Based Transit/Circulators	22	\$ 600,713	\$ -
<b>W</b>	Safe Transit Stops	23	\$ -	\$ -
<b>X</b>	Environmental Cleanup Program (Water Quality)	24	\$ -	\$ -
	Other*	25	\$ -	\$ -
<b>TOTAL EXPENDITURES (Sum lines 14 to 25)</b>		26	\$ 1,157,767	\$ 6,824
<b>TOTAL BALANCE (Subtract line 26 from 13)</b>		27	\$ (549,808)	\$ 0

\* Please provide a specific description

**M2 Expenditure Report**  
**Fiscal Year Ended June 30, 2022**  
**Streets and Roads Detailed Use of Funds**

Type of Expenditure	Line No.	MOE	Developer / Impact Fees <sup>*</sup>	O	O Interest	P	P Interest	Q	Q Interest	X	X Interest	Other M2 <sup>2</sup>	Other M2 Interest	Other <sup>*</sup>	TOTAL
<b>Indirect and/or Overhead</b>	1	\$ 330,597	\$ -	\$ -	\$ -	\$ -	\$ -	\$ -	\$ -	\$ -	\$ -	\$ -	\$ -	\$ -	\$ 330,597
<b>Construction &amp; Right-of-Way</b>															
New Street Construction	2	\$ 815,142.17	\$ -	\$ -	\$ -	\$ -	\$ -	\$ -	\$ -	\$ -	\$ -	\$ -	\$ -	\$ -	\$ 815,142
Street Reconstruction	3	\$ -	\$ -	\$ -	\$ -	\$ -	\$ -	\$ -	\$ -	\$ -	\$ -	\$ -	\$ -	\$ -	\$ -
Signals, Safety Devices, & Street Lights	4	\$ 101,054.94	\$ -	\$ -	\$ -	\$ -	\$ -	\$ -	\$ -	\$ -	\$ -	\$ -	\$ -	\$ -	\$ 101,055
Pedestrian Ways & Bikepaths	5	\$ 223,302.20	\$ -	\$ -	\$ -	\$ -	\$ -	\$ -	\$ -	\$ -	\$ -	\$ -	\$ -	\$ -	\$ 223,302
Storm Drains	6	\$ 1,932,315.89	\$ -	\$ -	\$ -	\$ -	\$ -	\$ -	\$ -	\$ -	\$ -	\$ -	\$ -	\$ -	\$ 1,932,316
Storm Damage	7	\$ -	\$ -	\$ -	\$ -	\$ -	\$ -	\$ -	\$ -	\$ -	\$ -	\$ -	\$ -	\$ -	\$ -
<b>Total Construction<sup>1</sup></b>	8	\$ 3,402,412.69	\$ -	\$ -	\$ -	\$ -	\$ -	\$ -	\$ -	\$ -	\$ -	\$ -	\$ -	\$ -	\$ 3,402,413
Right of Way Acquisition	9	\$ -	\$ -	\$ -	\$ -	\$ -	\$ -	\$ -	\$ -	\$ -	\$ -	\$ -	\$ -	\$ -	\$ -
<b>Total Construction &amp; Right-of-Way</b>	10	\$ 3,402,412.69	\$ -	\$ -	\$ -	\$ -	\$ -	\$ -	\$ -	\$ -	\$ -	\$ -	\$ -	\$ -	\$ 3,402,413
<b>Maintenance</b>															
Patching	11	\$ 1,112,363.40	\$ -	\$ -	\$ -	\$ -	\$ -	\$ -	\$ -	\$ -	\$ -	\$ -	\$ -	\$ -	\$ 1,112,363
Overlay & Sealing	12	\$ 1,500,929.59	\$ -	\$ -	\$ -	\$ -	\$ -	\$ 529,932.00	\$ 6,824.29	\$ -	\$ -	\$ -	\$ -	\$ -	\$ 2,037,686
Street Lights & Traffic Signals	13	\$ 41,816.67	\$ -	\$ -	\$ -	\$ -	\$ -	\$ -	\$ -	\$ -	\$ -	\$ -	\$ -	\$ -	\$ 41,817
Storm Damage	14	\$ -	\$ -	\$ -	\$ -	\$ -	\$ -	\$ -	\$ -	\$ -	\$ -	\$ -	\$ -	\$ -	\$ -
Other Street Purpose Maintenance	15	\$ 2,212,311.19	\$ -	\$ -	\$ -	\$ -	\$ -	\$ -	\$ -	\$ -	\$ -	\$ -	\$ -	\$ -	\$ 2,212,311
<b>Total Maintenance<sup>1</sup></b>	16	\$ 4,867,420.85	\$ -	\$ -	\$ -	\$ -	\$ -	\$ 529,932.00	\$ 6,824.29	\$ -	\$ -	\$ -	\$ -	\$ -	\$ 5,404,177
<b>Other</b>	17		\$ -	\$ -	\$ -	\$ -	\$ -	\$ -	\$ -	\$ -	\$ -	\$ 627,835	\$ -	\$ -	\$ 627,835
<b>GRAND TOTALS (Sum Lines 1, 10, 16, 17)</b>	18	\$ 8,269,834	\$ -	\$ -	\$ -	\$ -	\$ -	\$ 529,932	\$ 6,824	\$ -	\$ -	\$ 627,835	\$ -	\$ -	\$ 9,434,425
<b>Finance Director Confirmation</b>	19	Any California State Constitution Article XIX streets and road eligible expenditure may be "counted" in local jurisdictions' calculation of MOE if the activity is supported (funded) by a local jurisdictions' discretionary funds (e.g. general fund). The California State Controller also provides useful information on Article XIX and the Streets and Highways Code eligible expenditures in its "Guidelines Relating to Gas Tax Expenditures for Cities and Counties". I have reviewed and am aware of these guidelines and their applicability in calculating and reporting on Maintenance of Effort expenditures.  Finance Director initial: 													

<sup>1</sup> Includes direct charges for staff time  
<sup>2</sup> Other M2 includes A-M, R,S,T,U,V, and W  
 + Transportation related only  
 \* Please provide a specific description

**Legend**

Project	Description
A-M	Freeway Projects
O	Regional Capacity Program (RCP)
P	Regional Traffic Signal Synchronization Program (RTSSP)
Q	Local Fair Share
R	High Frequency Metrolink Service
S	Transit Extensions to Metrolink
T	Convert Metrolink Station(s) to Regional Gateways that connect Orange County with High-Speed Rail Systems
U	Senior Mobility Program or Senior Non-Emergency Medical Program
V	Community Based Transit/Circulators
W	Safe Transit Stops
X	Environmental Cleanup Program (Water Quality)





M2 Expenditure Report  
Fiscal Year Ended June 30, 2022

I hereby certify that:

- All the information attached herein and included in schedules 1 through 4 is true and accurate to the best of my knowledge;
- The interest earned on Net Revenues allocated pursuant to the Ordinance shall be expended only for those purposes for which the Net Revenues were allocated;
- The City of Laguna Beach is aware of the State Controller's "Guidelines Relating to Gas Tax Expenditures for Cities and Counties", which is a guide for determining MOE Expenditures for M2 Eligibility purposes;
- The City's Expenditure Report is in compliance with direction provided in the State Controller's "Guidelines Relating to Gas Tax Expenditures for Cities and Counties;" and
- The City of Laguna Beach has expended in this fiscal year an amount of local discretionary funds for streets and roads purposes at least equal to one of the maintenance of effort requirements below<sup>10</sup>:

- A) The City/County met the existing FY 2021-22 MOE benchmark dollar amount.
- B) The City/County met a proportional MOE benchmark amount of FY 2021-22 General Funds Revenues that is at least equal to the percent listed in column C of Exhibit 2 in the M2 Eligibility Guidelines.<sup>13</sup>

Garin Curran  
Director of Finance (Print Name)

12/14/2022  
Date

[Signature]  
Signature

<sup>13</sup> An Actual General Fund Revenue excerpt from a jurisdiction's Annual Comprehensive Finance Report (ACFR) must be provided as backup documentation.



1  
2  
3  
4  
5  
6  
7  
8  
9  
10  
11  
12  
13  
14  
15  
16  
17  
18  
19  
20  
21  
22  
23  
24  
25  
26  
27  
28

ADOPTED this 13<sup>th</sup> day of December 2022.


  
\_\_\_\_\_  
Mayor

ATTEST:

  
\_\_\_\_\_  
Ann Marie McKay, City Clerk

I, ANN MARIE MCKAY, City Clerk of the City of Laguna Beach, California do hereby certify that the foregoing Resolution No. 22.097 was duly adopted at a Regular Meeting of the City Council of said City on December 13, 2022, by the following vote:

AYES: COUNCILMEMBERS: Orgill, Rounaghi, Weiss, Kempf, Whalen  
NOES: COUNCILMEMBERS: None  
ABSENT: COUNCILMEMBERS: None

  
\_\_\_\_\_  
Ann Marie McKay, City Clerk



**Orange County Transportation Authority**

**M2 Fact Sheet**

**City of Laguna Hills**

**Fiscal Year Ended June 30, 2022**

Council Action 12/13/2022

Signed Resolution Yes

Revised Final Report? No

	<u>Actual</u>	<u>Benchmark</u>
<b>MOE Expenditures</b>	\$1,604,065	\$331,579

Project	Beginning Balance A	Revenues Claimed B	Expenditures C	Ending Balance D	Verify A+B-C-D
M2 Fairshare	0	731,430	731,430	0	0
M2 Fairshare Interest	0	929	929	0	0
SMP or Senior Non-Emergency Medical	113,311	47,358	6,144	154,526	0
SMP or Senior Non-Emergency Medical Interest	0	450	450	0	0
Water Quality Program (Project X)	0	200,000	0	200,000	0
Water Quality Program (Project X) Interest	0	0	0	0	0
Other	165	1,648	0	1,813	0
Other Interest	0	0	0	0	0
<b>Grand Total</b>	<b>113,477</b>	<b>981,816</b>	<b>738,953</b>	<b>356,339</b>	<b>0</b>

**M2 Expenditure Report**  
**Fiscal Year Ended June 30, 2022**  
**Beginning and Ending Balances**

Description	Line No.	Amount	Interest
<b>Balances at Beginning of Fiscal Year</b>			
<b>A-M</b> Freeway Environmental Mitigation	1	\$ -	\$ -
<b>O</b> Regional Capacity Program (RCP)	2	\$ -	\$ -
<b>P</b> Regional Traffic Signal Synchronization Program (RTSSP)	3	\$ -	\$ -
<b>Q</b> Local Fair Share	4	\$ -	\$ -
<b>R</b> High Frequency Metrolink Service	5	\$ -	\$ -
<b>S</b> Transit Extensions to Metrolink	6	\$ -	\$ -
<b>T</b> Convert Metrolink Station(s) to Regional Gateways that connect Orange County with High-Speed Rail Systems	7	\$ -	\$ -
<b>U</b> Senior Mobility Program or Senior Non-Emergency Medical Program	8	\$ 113,312	\$ -
<b>V</b> Community Based Transit/Circulators	9	\$ -	\$ -
<b>W</b> Safe Transit Stops	10	\$ -	\$ -
<b>X</b> Environmental Cleanup Program (Water Quality)	11	\$ -	\$ -
Other*	12	\$ 165	\$ -
<b>Balances at Beginning of Fiscal Year</b>	13	\$ 113,476	\$ -
Monies Made Available During Fiscal Year	14	\$ 980,437	\$ 1,379
<b>Total Monies Available (Sum Lines 13 &amp; 14)</b>	15	\$ 1,093,914	\$ 1,379
Expenditures During Fiscal Year	16	\$ 737,574	\$ 1,379
<b>Balances at End of Fiscal Year</b>			
<b>A-M</b> Freeway Environmental Mitigation	17	\$ -	\$ -
<b>O</b> Regional Capacity Program (RCP)	18	\$ -	\$ -
<b>P</b> Regional Traffic Signal Synchronization Program (RTSSP)	19	\$ -	\$ -
<b>Q</b> Local Fair Share	20	\$ -	\$ -
<b>R</b> High Frequency Metrolink Service	21	\$ -	\$ -
<b>S</b> Transit Extensions to Metrolink	22	\$ -	\$ -
<b>T</b> Convert Metrolink Station(s) to Regional Gateways that connect Orange County with High-Speed Rail Systems	23	\$ -	\$ -
<b>U</b> Senior Mobility Program or Senior Non-Emergency Medical Program	24	\$ 154,526	\$ -
<b>V</b> Community Based Transit/Circulators	25	\$ -	\$ -
<b>W</b> Safe Transit Stops	26	\$ -	\$ -
<b>X</b> Environmental Cleanup Program (Water Quality)	27	\$ 200,000	\$ -
Other*	28	\$ 1,813	\$ -


\* Orange County TDA Backfill

**M2 Expenditure Report**  
**Fiscal Year Ended June 30, 2022**  
**Sources and Uses**

Description		Line No.	Amount	Interest
<b>Revenues:</b>				
<b>A-M</b>	Freeway Projects	1	\$ -	\$ -
<b>O</b>	Regional Capacity Program (RCP)	2	\$ -	\$ -
<b>P</b>	Regional Traffic Signal Synchronization Program (RTSSP)	3	\$ -	\$ -
<b>Q</b>	Local Fair Share	4	\$ 731,430	\$ 929
<b>R</b>	High Frequency Metrolink Service	5	\$ -	\$ -
<b>S</b>	Transit Extensions to Metrolink	6	\$ -	\$ -
<b>T</b>	Convert Metrolink Station(s) to Regional Gateways that connect Orange County with High-Speed Rail Systems	7	\$ -	\$ -
<b>U</b>	Senior Mobility Program or Senior Non-Emergency Medical Program	8	\$ 47,358	\$ 450
<b>V</b>	Community Based Transit/Circulators	9	\$ -	\$ -
<b>W</b>	Safe Transit Stops	10	\$ -	\$ -
<b>X</b>	Environmental Cleanup Program (Water Quality)	11	\$ 200,000	\$ -
	Other*	12	\$ 1,648	\$ -
<b>TOTAL REVENUES (Sum lines 1 to 12)</b>		13	\$ 980,437	\$ 1,379
<b>Expenditures:</b>				
<b>A-M</b>	Freeway Projects	14	\$ -	\$ -
<b>O</b>	Regional Capacity Program (RCP)	15	\$ -	\$ -
<b>P</b>	Regional Traffic Signal Synchronization Program (RTSSP)	16	\$ -	\$ -
<b>Q</b>	Local Fair Share	17	\$ 731,430	\$ 929
<b>R</b>	High Frequency Metrolink Service	18	\$ -	\$ -
<b>S</b>	Transit Extensions to Metrolink	19	\$ -	\$ -
<b>T</b>	Convert Metrolink Station(s) to Regional Gateways that connect Orange County with High-Speed Rail Systems	20	\$ -	\$ -
<b>U</b>	Senior Mobility Program or Senior Non-Emergency Medical Program	21	\$ 6,144	\$ 450
<b>V</b>	Community Based Transit/Circulators	22	\$ -	\$ -
<b>W</b>	Safe Transit Stops	23	\$ -	\$ -
<b>X</b>	Environmental Cleanup Program (Water Quality)	24	\$ -	\$ -
	Other	25	\$ -	\$ -
<b>TOTAL EXPENDITURES (Sum lines 14 to 25)</b>		26	\$ 737,574	\$ 1,379
<b>TOTAL BALANCE (Subtract line 26 from 13)</b>		27	\$ 242,863	\$ -

\* Orange County TDA Backfill

**M2 Expenditure Report**  
**Fiscal Year Ended June 30, 2022**  
**Streets and Roads Detailed Use of Funds**

Type of Expenditure	Line No.	MOE <sup>2</sup>	+Developer / Impact Fees	O	O Interest	P	P Interest	Q	Q Interest	X	X Interest	Other M2 <sup>3</sup>	Other M2 Interest	Other*	TOTAL
Indirect and/or Overhead <sup>1</sup>	1	\$ 150,582	\$ -	\$ -	\$ -	\$ -	\$ -	\$ -	\$ -	\$ -	\$ -	\$ 6,144	\$ 450	\$ -	\$ 157,176
<b>Construction &amp; Right-of-Way</b>															
New Street Construction	2	\$ -	\$ -	\$ -	\$ -	\$ -	\$ -	\$ -	\$ -	\$ -	\$ -	\$ -	\$ -	\$ -	\$ -
Street Reconstruction (CIP 517)	3	\$ 2,633	\$ -	\$ -	\$ -	\$ -	\$ -	\$ -	\$ -	\$ -	\$ -	\$ -	\$ -	\$ -	\$ 2,633
Signals, Safety Devices, & Street Lights (CIP 168)	4	\$ -	\$ -	\$ -	\$ -	\$ -	\$ -	\$ -	\$ -	\$ -	\$ -	\$ -	\$ -	\$ -	\$ -
Pedestrian Ways & Bikepaths	5	\$ -	\$ -	\$ -	\$ -	\$ -	\$ -	\$ -	\$ -	\$ -	\$ -	\$ -	\$ -	\$ -	\$ -
Storm Drains (CIP 403, CIP 410 + CIP 412)	6	\$ 223,627	\$ -	\$ -	\$ -	\$ -	\$ -	\$ -	\$ -	\$ -	\$ -	\$ -	\$ -	\$ -	\$ 223,627
Storm Damage	7	\$ -	\$ -	\$ -	\$ -	\$ -	\$ -	\$ -	\$ -	\$ -	\$ -	\$ -	\$ -	\$ -	\$ -
<b>Total Construction</b>	8	\$ 226,260	\$ -	\$ -	\$ -	\$ -	\$ -	\$ -	\$ -	\$ -	\$ -	\$ -	\$ -	\$ -	\$ 226,260
Right of Way Acquisition	9	\$ -	\$ -	\$ -	\$ -	\$ -	\$ -	\$ -	\$ -	\$ -	\$ -	\$ -	\$ -	\$ -	\$ -
<b>Total Construction &amp; Right-of-Way</b>	10	\$ 226,260	\$ -	\$ -	\$ -	\$ -	\$ -	\$ -	\$ -	\$ -	\$ -	\$ -	\$ -	\$ -	\$ 226,260
<b>Maintenance</b>															
Patching	11	\$ -	\$ -	\$ -	\$ -	\$ -	\$ -	\$ -	\$ -	\$ -	\$ -	\$ -	\$ -	\$ -	\$ -
Overlay & Sealing	12	\$ -	\$ -	\$ -	\$ -	\$ -	\$ -	\$ -	\$ -	\$ -	\$ -	\$ -	\$ -	\$ -	\$ -
Street Lights & Traffic Signals	13	\$ 721,214	\$ -	\$ -	\$ -	\$ -	\$ -	\$ -	\$ -	\$ -	\$ -	\$ -	\$ -	\$ -	\$ 721,214
Storm Damage	14	\$ -	\$ -	\$ -	\$ -	\$ -	\$ -	\$ -	\$ -	\$ -	\$ -	\$ -	\$ -	\$ -	\$ -
Other Street Purpose Maintenance	15	\$ 211,190	\$ -	\$ -	\$ -	\$ -	\$ -	\$ 731,430	\$ 929	\$ -	\$ -	\$ -	\$ -	\$ -	\$ 943,550
<b>Total Maintenance<sup>1</sup></b>	16	\$ 932,404	\$ -	\$ -	\$ -	\$ -	\$ -	\$ 731,430	\$ 929	\$ -	\$ -	\$ -	\$ -	\$ -	\$ 1,664,764
<b>Other</b>	17	\$ 294,819	\$ -	\$ -	\$ -	\$ -	\$ -	\$ -	\$ -	\$ -	\$ -	\$ -	\$ -	\$ 2,727,851	\$ 3,022,670
<b>GRAND TOTALS (Sum Lines 1, 10, 16, 17)</b>	18	\$ 1,604,065	\$ -	\$ -	\$ -	\$ -	\$ -	\$ 731,430	\$ 929	\$ -	\$ -	\$ 6,144	\$ 450	\$ 2,727,851	\$ 5,070,870
<b>Interim Finance Director Confirmation</b>	19	Any California State Constitution Article XIX streets and road eligible expenditure may be "counted" in local jurisdictions' calculation of MOE if the activity is supported (funded) by a local jurisdictions' discretionary funds (e.g. general fund). The California State Controller also provides useful information on Article XIX and the Streets and Highways Code eligible expenditures in its "Guidelines Relating to Gas Tax Expenditures for Cities and Counties". I have reviewed and am aware of these guidelines and their applicability in calculating and reporting on Maintenance of Effort expenditures.  Interim Finance Director initial: 													

<sup>1</sup> Includes direct charges for staff time  
<sup>2</sup> Local funds used to satisfy maintenance of effort (MOE) requirements  
<sup>3</sup> Other M2 includes A-M, R,S,T,U,V, and W  
+ Transportation related only  
\* Gas Tax& SB1 RMRA & Grants and Contrib

MOE Expenditures 1,604,065  
  
\$ (0.08)

\$ 6,594 OCTA M2 expenditures  
\$ - Expenditures on YE Transfer Schedule  
\$ 732,360 Fair share M2 Expenditures  
\$ 732,360

**Legend**

Project	Description
A-M	Freeway Projects
O	Regional Capacity Program (RCP)
P	Regional Traffic Signal Synchronization Program (RTSSP)
Q	Local Fair Share
R	High Frequency Metrolink Service
S	Transit Extensions to Metrolink
T	Convert Metrolink Station(s) to Regional Gateways that connect Orange County with High-Speed Rail Systems
U	Senior Mobility Program or Senior Non-Emergency Medical Program
V	Community Based Transit/Circulators
W	Safe Transit Stops
X	Environmental Cleanup Program (Water Quality)





**M2 Expenditure Report  
Fiscal Year Ended June 30, 2022**

I hereby certify that:

All the information attached herein and included in schedules 1 through 4 is true and accurate to the best of my knowledge;

The interest earned on Net Revenues allocated pursuant to the Ordinance shall be expended only for those purposes for which the Net Revenues were allocated;

The City of Laguna Hills is aware of the State Controller's "Guidelines Relating to Gas Tax Expenditures for Cities and Counties", which is a guide for determining MOE Expenditures for M2 Eligibility purposes;

The City's Expenditure Report is in compliance with direction provided in the State Controller's "Guidelines Relating to Gas Tax Expenditures for Cities and Counties;" and

The City of Laguna Hills has expended in this fiscal year an amount of local discretionary funds for streets and roads purposes at least equal to one of the maintenance of effort requirements below<sup>10</sup>:

A) The City met the existing FY 2021-22 MOE benchmark dollar amount.

B) The City met a proportional MOE benchmark amount of FY 2021-22 General Funds Revenues that is at least equal to the percent listed in column C of Exhibit 2 in the M2 Eligibility Guidelines.<sup>13</sup>

Irwin Bornstein  
Interim Finance Director (Print Name)

12/14/22  
Date



Signature

<sup>13</sup> An Actual General Fund Revenue excerpt from a jurisdiction's Annual Comprehensive Finance Report (ACFR) must be provided as backup documentation.

RESOLUTION NO. 2022-12-13-6

A RESOLUTION OF THE CITY COUNCIL OF THE CITY OF LAGUNA HILLS, CALIFORNIA, CONCERNING THE MEASURE M2 (M2) EXPENDITURE REPORT FOR THE CITY OF LAGUNA HILLS FOR FISCAL YEAR ENDED JUNE 30, 2022

The City Council of the City of Laguna Hills, California, hereby finds, determines, declares, and resolves as follows:

WHEREAS, local jurisdictions are required to meet eligibility requirements and submit eligibility verification packages to the Orange County Transportation Authority (OCTA) in order to remain eligible to receive M2 funds; and

WHEREAS, local jurisdictions are required to adopt an annual M2 Expenditure Report as part of one of the eligibility requirements; and

WHEREAS, local jurisdictions are required to account for Net Revenues, developer/traffic impact fees, and funds expended by local jurisdiction in the M2 Expenditure Report that satisfy the Maintenance of Effort requirements; and

WHEREAS, the M2 Expenditure Report shall include all Net Revenue, fund balances, interest earned and expenditures identified by type and program or project; and

WHEREAS, the M2 Expenditure Report must be adopted and submitted to the OCTA each year within six months of the end of the local jurisdiction's fiscal year to be eligible to receive Net Revenues as part of M2.

NOW, THEREFORE, BE IT RESOLVED THAT THE CITY COUNCIL OF THE CITY OF LAGUNA HILLS, CALIFORNIA, DOES HEREBY INFORM OCTA THAT:

- A. The M2 Expenditure Report is in conformance with the template provided in the Measure M2 Eligibility Guidelines and accounts for Net Revenues including interest earned, expenditures during the fiscal year and balances at the end of fiscal year.
- B. The M2 Expenditure Report is hereby adopted by the City of Laguna Hills.
- C. The City of Laguna Hills' Finance Director is hereby authorized to sign and submit the Measure M2 Expenditure Report to OCTA for the fiscal year ending June 30, 2022.

PASSED, APPROVED, AND ADOPTED THIS 13<sup>th</sup> day of December 2022.

  
\_\_\_\_\_  
JANINE HEFT, MAYOR

ATTEST:

  
\_\_\_\_\_  
JENNIFER LEE, CITY CLERK

STATE OF CALIFORNIA )  
COUNTY OF ORANGE ) ss  
CITY OF LAGUNA HILLS )

I, Jennifer Lee, City Clerk of the City of Laguna Hills, California, DO  
HEREBY CERTIFY that the foregoing is a true and correct copy of Resolution  
No. 2022-12-13-6 adopted by the City Council of the City of Laguna Hills, California, at a  
Regular Meeting thereof held on the 13<sup>th</sup> day of December 2022, by the following vote:

AYES: Council Members Caskey, Pezold, Sweeney, Wheeler, and  
Mayor Heft

NOES: None

ABSENT: None

ABSTAIN: None

(SEAL)

  
\_\_\_\_\_  
JENNIFER LEE, CITY CLERK



**Orange County Transportation Authority**

**M2 Fact Sheet**

**City of Laguna Niguel**

**Fiscal Year Ended June 30, 2022**

**Council Action** 12/20/2022

**Signed Resolution** Yes

**Revised Final Report?** No

	<u>Actual</u>	<u>Benchmark</u>
<b>MOE Expenditures</b>	\$1,632,527	\$908,566

Project	Beginning Balance A	Revenues Claimed B	Expenditures C	Ending Balance D	Verify A+B-C-D
M2 Fairshare	2,707,232	1,463,178	1,766,927	2,403,482	0
M2 Fairshare Interest	0	533	533	0	0
M2 CTFP (Project O)	-174,661	0	0	-174,661	0
M2 CTFP (Project O) Interest	0	0	0	0	0
SMP or Senior Non-Emergency Medical	297,431	99,659	3,107	393,983	0
SMP or Senior Non-Emergency Medical Interest	0	162	162	0	0
Community Based Transit/Circulators	0	0	75,087	-75,087	0
Community Based Transit/Circulators Interest	0	0	0	0	0
Water Quality Program (Project X)	-1	0	0	-1	0
Water Quality Program (Project X) Interest	0	0	0	0	0
<b>Grand Total</b>	<b>2,830,000</b>	<b>1,563,532</b>	<b>1,845,816</b>	<b>2,547,716</b>	<b>0</b>

**M2 Expenditure Report**  
**Fiscal Year Ended June 30, 2022**  
**Beginning and Ending Balances**

Description		Line No.	Amount	Interest
<b>Balances at Beginning of Fiscal Year</b>				
<b>A-M</b>	Freeway Projects	1	\$ -	\$ -
<b>O</b>	Regional Capacity Program (RCP)	2	\$ (174,661.00)	\$ -
<b>P</b>	Regional Traffic Signal Synchronization Program (RTSSP)	3	\$ -	\$ -
<b>Q</b>	Local Fair Share	4	\$ 2,707,231.00	\$ -
<b>R</b>	High Frequency Metrolink Service	5	\$ -	\$ -
<b>S</b>	Transit Extensions to Metrolink	6	\$ -	\$ -
<b>T</b>	Convert Metrolink Station(s) to Regional Gateways that connect Orange County with High-Speed Rail Systems	7	\$ -	\$ -
<b>U</b>	Senior Mobility Program or Senior Non-Emergency Medical Program	8	\$ 297,431.00	\$ -
<b>V</b>	Community Based Transit/Circulators	9	\$ -	\$ -
<b>W</b>	Safe Transit Stops	10	\$ -	\$ -
<b>X</b>	Environmental Cleanup Program (Water Quality)	11	\$ -	\$ -
	Other*	12	\$ -	\$ -
<b>Balances at Beginning of Fiscal Year</b>		13	\$ 2,830,001.00	\$ -
	Monies Made Available During Fiscal Year	14	\$ 1,562,838.00	\$ 695
<b>Total Monies Available (Sum Lines 13 &amp; 14)</b>		15	\$ 4,392,839.00	\$ 695
	Expenditures During Fiscal Year	16	\$ 1,845,121.00	\$ 695
<b>Balances at End of Fiscal Year</b>				
<b>A-M</b>	Freeway Projects	17	\$ -	\$ -
<b>O</b>	Regional Capacity Program (RCP)	18	\$ (174,661.00)	\$ -
<b>P</b>	Regional Traffic Signal Synchronization Program (RTSSP)	19	\$ -	\$ -
<b>Q</b>	Local Fair Share	20	\$ 2,403,482.00	\$ -
<b>R</b>	High Frequency Metrolink Service	21	\$ -	\$ -
<b>S</b>	Transit Extensions to Metrolink	22	\$ -	\$ -
<b>T</b>	Convert Metrolink Station(s) to Regional Gateways that connect Orange County with High-Speed Rail Systems	23	\$ -	\$ -
<b>U</b>	Senior Mobility Program or Senior Non-Emergency Medical Program	24	\$ 393,983.00	\$ -
<b>V</b>	Community Based Transit/Circulators	25	\$ (75,087.00)	\$ -
<b>W</b>	Safe Transit Stops	26	\$ -	\$ -
<b>X</b>	Environmental Cleanup Program (Water Quality)	27	\$ -	\$ -
	Other*	28	\$ -	\$ -

\* Please provide a specific description

**M2 Expenditure Report**  
**Fiscal Year Ended June 30, 2022**  
**Sources and Uses**

Description		Line No.	Amount	Interest
<b>Revenues:</b>				
<b>A-M</b>	Freeway Projects	1	\$ -	\$ -
<b>O</b>	Regional Capacity Program (RCP)	2	\$ -	\$ -
<b>P</b>	Regional Traffic Signal Synchronization Program (RTSSP)	3	\$ -	\$ -
<b>Q</b>	Local Fair Share	4	\$ 1,463,178	\$ 533
<b>R</b>	High Frequency Metrolink Service	5	\$ -	\$ -
<b>S</b>	Transit Extensions to Metrolink	6	\$ -	\$ -
<b>T</b>	Convert Metrolink Station(s) to Regional Gateways that connect Orange County with High-Speed Rail Systems	7	\$ -	\$ -
<b>U</b>	Senior Mobility Program or Senior Non-Emergency Medical Program	8	\$ 99,660	\$ 162
<b>V</b>	Community Based Transit/Circulators	9	\$ -	\$ -
<b>W</b>	Safe Transit Stops	10	\$ -	\$ -
<b>X</b>	Environmental Cleanup Program (Water Quality)	11	\$ -	\$ -
	Other*	12	\$ -	\$ -
<b>TOTAL REVENUES (Sum lines 1 to 12)</b>		13	\$ 1,562,838	\$ 695
<b>Expenditures:</b>				
<b>A-M</b>	Freeway Projects	14	\$ -	\$ -
<b>O</b>	Regional Capacity Program (RCP)	15	\$ -	\$ -
<b>P</b>	Regional Traffic Signal Synchronization Program (RTSSP)	16	\$ -	\$ -
<b>Q</b>	Local Fair Share	17	\$ 1,766,927	\$ 533
<b>R</b>	High Frequency Metrolink Service	18	\$ -	\$ -
<b>S</b>	Transit Extensions to Metrolink	19	\$ -	\$ -
<b>T</b>	Convert Metrolink Station(s) to Regional Gateways that connect Orange County with High-Speed Rail Systems	20	\$ -	\$ -
<b>U</b>	Senior Mobility Program or Senior Non-Emergency Medical Program	21	\$ 3,107	\$ 162
<b>V</b>	Community Based Transit/Circulators	22	\$ 75,087	\$ -
<b>W</b>	Safe Transit Stops	23	\$ -	\$ -
<b>X</b>	Environmental Cleanup Program (Water Quality)	24	\$ -	\$ -
	Other*	25	\$ -	\$ -
<b>TOTAL EXPENDITURES (Sum lines 14 to 25)</b>		26	\$ 1,845,121	\$ 695
<b>TOTAL BALANCE (Subtract line 26 from 13)</b>		27	\$ (282,283)	\$ -

\* Please provide a specific description

**M2 Expenditure Report**  
**Fiscal Year Ended June 30, 2022**  
**Streets and Roads Detailed Use of Funds**

Type of Expenditure	Line No.	MOE	Developer / Impact Fees <sup>1</sup>	O	O Interest	P	P Interest	Q	Q Interest	X	X Interest	Other M2 <sup>2</sup>	Other M2 Interest	Other*	TOTAL
<b>Indirect and/or Overhead</b>	1	\$ -	\$ -	\$ -	\$ -	\$ -	\$ -	\$ -	\$ -	\$ -	\$ -	\$ -	\$ -	\$ -	\$ -
<b>Construction &amp; Right-of-Way</b>															
New Street Construction	2	\$ -	\$ -	\$ -	\$ -	\$ -	\$ -	\$ -	\$ -	\$ -	\$ -	\$ -	\$ -	\$ -	\$ -
Street Reconstruction	3	\$ -	\$ -	\$ -	\$ -	\$ -	\$ -	\$ 1,761,717	\$ 533	\$ -	\$ -	\$ -	\$ -	\$ -	\$ 1,762,250
Signals, Safety Devices, & Street Lights	4	\$ -	\$ -	\$ -	\$ -	\$ -	\$ -	\$ -	\$ -	\$ -	\$ -	\$ -	\$ -	\$ -	\$ -
Pedestrian Ways & Bikepaths	5	\$ -	\$ -	\$ -	\$ -	\$ -	\$ -	\$ -	\$ -	\$ -	\$ -	\$ -	\$ -	\$ -	\$ -
Storm Drains	6	\$ -	\$ -	\$ -	\$ -	\$ -	\$ -	\$ 5,210	\$ -	\$ -	\$ -	\$ -	\$ -	\$ -	\$ 5,210
Storm Damage	7	\$ -	\$ -	\$ -	\$ -	\$ -	\$ -	\$ -	\$ -	\$ -	\$ -	\$ -	\$ -	\$ -	\$ -
<b>Total Construction<sup>1</sup></b>	8	\$ -	\$ -	\$ -	\$ -	\$ -	\$ -	\$ 1,766,927	\$ 533	\$ -	\$ -	\$ -	\$ -	\$ -	\$ 1,767,460
Right of Way Acquisition	9	\$ -	\$ -	\$ -	\$ -	\$ -	\$ -	\$ -	\$ -	\$ -	\$ -	\$ -	\$ -	\$ -	\$ -
<b>Total Construction &amp; Right-of-Way</b>	10	\$ -	\$ -	\$ -	\$ -	\$ -	\$ -	\$ 1,766,927	\$ 533	\$ -	\$ -	\$ -	\$ -	\$ -	\$ 1,767,460
<b>Maintenance</b>															
Patching	11	\$ -	\$ -	\$ -	\$ -	\$ -	\$ -	\$ -	\$ -	\$ -	\$ -	\$ -	\$ -	\$ -	\$ -
Overlay & Sealing	12	\$ -	\$ -	\$ -	\$ -	\$ -	\$ -	\$ -	\$ -	\$ -	\$ -	\$ -	\$ -	\$ -	\$ -
Street Lights & Traffic Signals	13	\$ -	\$ -	\$ -	\$ -	\$ -	\$ -	\$ -	\$ -	\$ -	\$ -	\$ -	\$ -	\$ -	\$ -
Storm Damage	14	\$ -	\$ -	\$ -	\$ -	\$ -	\$ -	\$ -	\$ -	\$ -	\$ -	\$ -	\$ -	\$ -	\$ -
Other Street Purpose Maintenance	15	\$ 1,632,527	\$ -	\$ -	\$ -	\$ -	\$ -	\$ -	\$ -	\$ -	\$ -	\$ 78,194	\$ 162	\$ -	\$ 1,710,883
<b>Total Maintenance<sup>1</sup></b>	16	\$ 1,632,527	\$ -	\$ -	\$ -	\$ -	\$ -	\$ -	\$ -	\$ -	\$ -	\$ 78,194	\$ 162	\$ -	\$ 1,710,883
<b>Other</b>	17	\$ -	\$ -	\$ -	\$ -	\$ -	\$ -	\$ -	\$ -	\$ -	\$ -	\$ -	\$ -	\$ -	\$ -
<b>GRAND TOTALS (Sum Lines 1, 10, 16, 17)</b>	18	\$ 1,632,527	\$ -	\$ -	\$ -	\$ -	\$ -	\$ 1,766,927	\$ 533	\$ -	\$ -	\$ 78,194	\$ 162	\$ -	\$ 3,478,343
<b>Finance Director Confirmation</b>	19	Any California State Constitution Article XIX streets and road eligible expenditure may be "counted" in local jurisdictions' calculation of MOE if the activity is supported (funded) by a local jurisdictions' discretionary funds (e.g. general fund). The California State Controller also provides useful information on Article XIX and the Streets and Highways Code eligible expenditures in its "Guidelines Relating to Gas Tax Expenditures for Cities and Counties". I have reviewed and am aware of these guidelines and their applicability in calculating and reporting on Maintenance of Effort expenditures. Finance Director initial: <u>                    EH                    </u>													

<sup>1</sup> Includes direct charges for staff time  
<sup>2</sup> Other M2 includes A-M, R,S,T,U,V, and W  
 + Transportation related only  
 \* Please provide a specific description

Project	Description
A-M	Freeway Projects
O	Regional Capacity Program (RCP)
P	Regional Traffic Signal Synchronization Program (RTSSP)
Q	Local Fair Share
R	High Frequency Metrolink Service
S	Transit Extensions to Metrolink
T	Convert Metrolink Station(s) to Regional Gateways that connect Orange County with High-Speed Rail Systems
U	Senior Mobility Program or Senior Non-Emergency Medical Program
V	Community Based Transit/Circulators
W	Safe Transit Stops
X	Environmental Cleanup Program (Water Quality)





**M2 Expenditure Report  
Fiscal Year Ended June 30, 2022**

I hereby certify that:

All the information attached herein and included in schedules 1 through 4 is true and accurate to the best of my knowledge;

The interest earned on Net Revenues allocated pursuant to the Ordinance shall be expended only for those purposes for which the Net Revenues were allocated;

The City of Laguna Niguel is aware of the State Controller’s “Guidelines Relating to Gas Tax Expenditures for Cities and Counties”, which is a guide for determining MOE Expenditures for M2 Eligibility purposes;

The City’s Expenditure Report is in compliance with direction provided in the State Controller’s “Guidelines Relating to Gas Tax Expenditures for Cities and Counties;” and

The City of Laguna Niguel has expended in this fiscal year an amount of local discretionary funds for streets and roads purposes at least equal to one of the maintenance of effort requirements below<sup>10</sup>:

A) The City met the existing FY 2021-22 MOE benchmark dollar amount.

B) The City met a proportional MOE benchmark amount of FY 2020-21 General Funds Revenues that is at least equal to the percent listed in column C of Exhibit 2 in the M2 Eligibility Guidelines.<sup>13</sup>

Eric Hendrickson  
Director of Finance (Print Name)

12/20/2022  
Date

  
Signature

<sup>13</sup> An Actual General Fund Revenue excerpt from a jurisdiction's Annual Comprehensive Finance Report (ACFR) must be provided as backup documentation.

**RESOLUTION NO. 2022-1415**

**RESOLUTION OF THE CITY COUNCIL  
OF THE CITY OF LAGUNA NIGUEL, CALIFORNIA,  
ADOPTING THE MEASURE M2 EXPENDITURE REPORT  
FOR FISCAL YEAR 2021-2022**

**WHEREAS**, local jurisdictions are required to meet eligibility requirements and submit eligibility verification packages to the Orange County Transportation Authority (OCTA) in order to remain eligible to receive M2 funds; and

**WHEREAS**, local jurisdictions are required to adopt an annual M2 Expenditure Report as part of one of the eligibility requirements; and

**WHEREAS**, local jurisdictions are required to account for Net Revenues, developer/traffic impact fees, and funds expended by local jurisdictions in the M2 Expenditure Report that satisfy the Maintenance of Effort requirements; and


**WHEREAS**, the M2 Expenditure Report shall include all Net Revenue fund balances, interest earned and expenditures identified by type and program or project; and

**WHEREAS**, the M2 Expenditure Report must be adopted and submitted to the OCTA each year within six months of the end of the local jurisdiction's fiscal year to be eligible to receive Net Revenues as part of M2.

**NOW, THEREFORE**, the City Council of the City of Laguna Niguel hereby resolves as follows:

1. The M2 Expenditure Report (attached as Exhibit 1) is in conformance with the template provided in the Measure M2 Eligibility Guidelines and accounts for Net Revenues including interest earned, expenditures during the fiscal year, and balances at the end of fiscal year.
2. The M2 Expenditure Report for Fiscal Year 2021-2022 is hereby adopted by the City of Laguna Niguel.
3. The City of Laguna Niguel Finance Director is hereby authorized to sign and submit the M2 Expenditure Report to OCTA for the fiscal year ending June 30, 2022.



**PASSED, APPROVED AND ADOPTED** this 20th day of December, 2022.



---

Sandy Rains, Mayor

ATTEST:



---

Thy Merritt  
Deputy City Clerk

Exhibits

1. Annual Measure M2 Expenditure Report



**Orange County Transportation Authority**

**M2 Fact Sheet**

**City of Laguna Woods**

**Fiscal Year Ended June 30, 2022**

Council Action 12/12/2022

Signed Resolution Yes

Revised Final Report? No

	<u>Actual</u>	<u>Benchmark</u>
MOE Expenditures	\$135,845	\$104,578

Project	Beginning Balance A	Revenues Claimed B	Expenditures C	Ending Balance D	Verify A+B-C-D
M2 Fairshare	139,906	276,607	243,925	172,588	0
M2 Fairshare Interest	0	1,098	1,098	0	0
Regional Traffic Signal Synchronization Program	-3,109	0	0	-3,109	0
Regional Traffic Signal Synchronization Program Inte	1,035	0	0	1,035	0
SMP or Senior Non-Emergency Medical	33,629	115,812	35,967	113,473	0
SMP or Senior Non-Emergency Medical Interest	0	1,913	1,913	0	0
<b>Grand Total</b>	<b>171,460</b>	<b>395,430</b>	<b>282,903</b>	<b>283,987</b>	<b>0</b>

**M2 Expenditure Report**  
**Fiscal Year Ended June 30, 2022**  
**Beginning and Ending Balances**

Description		Line No.	Amount	Interest
<b>Balances at Beginning of Fiscal Year</b>				
<b>A-M</b>	Freeway Projects	1	\$ -	\$ -
<b>O</b>	Regional Capacity Program (RCP)	2	\$ -	\$ -
<b>P</b>	Regional Traffic Signal Synchronization Program (RTSSP)	3	\$ (3,109.56)	\$ 1,035
<b>Q</b>	Local Fair Share	4	\$ 139,906.27	\$ -
<b>R</b>	High Frequency Metrolink Service	5	\$ -	\$ -
<b>S</b>	Transit Extensions to Metrolink	6	\$ -	\$ -
<b>T</b>	Convert Metrolink Station(s) to Regional Gateways that connect Orange County with High-Speed Rail Systems	7	\$ -	\$ -
<b>U</b>	Senior Mobility Program or Senior Non-Emergency Medical Program	8	\$ 33,627.21	\$ -
<b>V</b>	Community Based Transit/Circulators	9	\$ -	\$ -
<b>W</b>	Safe Transit Stops	10	\$ -	\$ -
<b>X</b>	Environmental Cleanup Program (Water Quality)	11	\$ -	\$ -
	Other*	12	\$ -	\$ -
<b>Balances at Beginning of Fiscal Year</b>		13	\$ 170,423.92	\$ 1,035
	Monies Made Available During Fiscal Year	14	\$ 392,418.77	\$ 3,012
<b>Total Monies Available (Sum Lines 13 &amp; 14)</b>		15	\$ 562,842.69	\$ 4,047
	Expenditures During Fiscal Year	16	\$ 279,891.90	\$ 3,012
<b>Balances at End of Fiscal Year</b>				
<b>A-M</b>	Freeway Projects	17	\$ -	\$ -
<b>O</b>	Regional Capacity Program (RCP)	18	\$ -	\$ -
<b>P</b>	Regional Traffic Signal Synchronization Program (RTSSP)	19	\$ (3,109.56)	\$ 1,035
<b>Q</b>	Local Fair Share	20	\$ 172,588.46	\$ -
<b>R</b>	High Frequency Metrolink Service	21	\$ -	\$ -
<b>S</b>	Transit Extensions to Metrolink	22	\$ -	\$ -
<b>T</b>	Convert Metrolink Station(s) to Regional Gateways that connect Orange County with High-Speed Rail Systems	23	\$ -	\$ -
<b>U</b>	Senior Mobility Program or Senior Non-Emergency Medical Program	24	\$ 113,471.89	\$ -
<b>V</b>	Community Based Transit/Circulators	25	\$ -	\$ -
<b>W</b>	Safe Transit Stops	26	\$ -	\$ -
<b>X</b>	Environmental Cleanup Program (Water Quality)	27	\$ -	\$ -
	Other*	28	\$ -	\$ -

\* Please provide a specific description

## M2 Expenditure Report

### Fiscal Year Ended June 30, 2022

#### Sources and Uses

Description	Line No.	Amount	Interest
<b>Revenues:</b>			
<b>A-M</b> Freeway Projects	1	\$ -	\$ -
<b>O</b> Regional Capacity Program (RCP)	2	\$ -	\$ -
<b>P</b> Regional Traffic Signal Synchronization Program (RTSSP)	3	\$ -	\$ -
<b>Q</b> Local Fair Share	4	\$ 276,607	\$ 1,098
<b>R</b> High Frequency Metrolink Service	5	\$ -	\$ -
<b>S</b> Transit Extensions to Metrolink	6	\$ -	\$ -
<b>T</b> Convert Metrolink Station(s) to Regional Gateways that connect Orange County with High-Speed Rail Systems	7	\$ -	\$ -
<b>U</b> Senior Mobility Program or Senior Non-Emergency Medical Program	8	\$ 115,812	\$ 1,913
<b>V</b> Community Based Transit/Circulators	9	\$ -	\$ -
<b>W</b> Safe Transit Stops	10	\$ -	\$ -
<b>X</b> Environmental Cleanup Program (Water Quality)	11	\$ -	\$ -
Other*	12	\$ -	\$ -
<b>TOTAL REVENUES (Sum lines 1 to 12)</b>	<b>13</b>	<b>\$ 392,419</b>	<b>\$ 3,012</b>
<b>Expenditures:</b>			
<b>A-M</b> Freeway Projects	14	\$ -	\$ -
<b>O</b> Regional Capacity Program (RCP)	15	\$ -	\$ -
<b>P</b> Regional Traffic Signal Synchronization Program (RTSSP)	16	\$ -	\$ -
<b>Q</b> Local Fair Share	17	\$ 243,925	\$ 1,098
<b>R</b> High Frequency Metrolink Service	18	\$ -	\$ -
<b>S</b> Transit Extensions to Metrolink	19	\$ -	\$ -
<b>T</b> Convert Metrolink Station(s) to Regional Gateways that connect Orange County with High-Speed Rail Systems	20	\$ -	\$ -
<b>U</b> Senior Mobility Program or Senior Non-Emergency Medical Program	21	\$ 35,967	\$ 1,913
<b>V</b> Community Based Transit/Circulators	22	\$ -	\$ -
<b>W</b> Safe Transit Stops	23	\$ -	\$ -
<b>X</b> Environmental Cleanup Program (Water Quality)	24	\$ -	\$ -
Other*	25	\$ -	\$ -
<b>TOTAL EXPENDITURES (Sum lines 14 to 25)</b>	<b>26</b>	<b>\$ 279,892</b>	<b>\$ 3,012</b>
<b>TOTAL BALANCE (Subtract line 26 from 13)</b>	<b>27</b>	<b>\$ 112,527</b>	<b>\$ -</b>

\* Please provide a specific description

**M2 Expenditure Report**  
**Fiscal Year Ended June 30, 2022**  
**Streets and Roads Detailed Use of Funds**

Type of Expenditure	Line No.	MOE	Developer / Impact Fees <sup>+</sup>	O	O Interest	P	P Interest	Q	Q Interest	X	X Interest	Other M2 <sup>2</sup>	Other M2 Interest	Other*	TOTAL
<b>Indirect and/or Overhead</b>	1	\$ -	\$ -	\$ -	\$ -	\$ -	\$ -	\$ 650	\$ -	\$ -	\$ -	\$ -	\$ -	\$ -	\$ 650
<b>Construction &amp; Right-of-Way</b>															
New Street Construction	2	\$ -	\$ -	\$ -	\$ -	\$ -	\$ -	\$ -	\$ -	\$ -	\$ -	\$ -	\$ -	\$ -	\$ -
Street Reconstruction	3	\$ -	\$ -	\$ -	\$ -	\$ -	\$ -	\$ -	\$ -	\$ -	\$ -	\$ -	\$ -	\$ -	\$ -
Signals, Safety Devices, & Street Lights	4	\$ -	\$ -	\$ -	\$ -	\$ -	\$ -	\$ -	\$ -	\$ -	\$ -	\$ -	\$ -	\$ -	\$ -
Pedestrian Ways & Bikepaths	5	\$ -	\$ -	\$ -	\$ -	\$ -	\$ -	\$ -	\$ -	\$ -	\$ -	\$ -	\$ -	\$ -	\$ -
Storm Drains	6	\$ -	\$ -	\$ -	\$ -	\$ -	\$ -	\$ -	\$ -	\$ -	\$ -	\$ -	\$ -	\$ -	\$ -
Storm Damage	7	\$ -	\$ -	\$ -	\$ -	\$ -	\$ -	\$ -	\$ -	\$ -	\$ -	\$ -	\$ -	\$ -	\$ -
<b>Total Construction<sup>1</sup></b>	8	\$ -	\$ -	\$ -	\$ -	\$ -	\$ -	\$ -	\$ -	\$ -	\$ -	\$ -	\$ -	\$ -	\$ -
Right of Way Acquisition	9	\$ -	\$ -	\$ -	\$ -	\$ -	\$ -	\$ -	\$ -	\$ -	\$ -	\$ -	\$ -	\$ -	\$ -
<b>Total Construction &amp; Right-of-Way</b>	10	\$ -	\$ -	\$ -	\$ -	\$ -	\$ -	\$ -	\$ -	\$ -	\$ -	\$ -	\$ -	\$ -	\$ -
<b>Maintenance</b>															
Patching	11	\$ -	\$ -	\$ -	\$ -	\$ -	\$ -	\$ -	\$ -	\$ -	\$ -	\$ -	\$ -	\$ -	\$ -
Overlay & Sealing	12	\$ -	\$ -	\$ -	\$ -	\$ -	\$ -	\$ -	\$ -	\$ -	\$ -	\$ -	\$ -	\$ -	\$ -
Street Lights & Traffic Signals	13	\$ -	\$ -	\$ -	\$ -	\$ -	\$ -	\$ 243,274.91	\$ 1,098.37	\$ -	\$ -	\$ -	\$ -	\$ -	\$ 244,373
Storm Damage	14	\$ -	\$ -	\$ -	\$ -	\$ -	\$ -	\$ -	\$ -	\$ -	\$ -	\$ -	\$ -	\$ -	\$ -
Other - Street Purpose Maintenance	15	\$ 135,845.28	\$ -	\$ -	\$ -	\$ -	\$ -	\$ -	\$ -	\$ -	\$ -	\$ -	\$ -	\$ -	\$ 135,845
<b>Total Maintenance<sup>1</sup></b>	16	\$ 135,845.28	\$ -	\$ -	\$ -	\$ -	\$ -	\$ 243,274.91	\$ 1,098.37	\$ -	\$ -	\$ -	\$ -	\$ -	\$ 380,219
<b>Other - Senior Mobility Program</b>	17		\$ -	\$ -	\$ -	\$ -	\$ -	\$ -	\$ -	\$ -	\$ -	\$ 35,966.99	\$ 1,913.29	\$ -	\$ 37,880
<b>GRAND TOTALS (Sum Lines 1, 10, 16, 17)</b>	18	\$ 135,845	\$ -	\$ -	\$ -	\$ -	\$ -	\$ 243,925	\$ 1,098	\$ -	\$ -	\$ 35,967	\$ 1,913	\$ -	\$ 418,749
<b>Finance Director Confirmation</b>	19	Any California State Constitution Article XIX streets and road eligible expenditure may be "counted" in local jurisdictions' calculation of MOE if the activity is supported (funded) by a local jurisdictions' discretionary funds (e.g. general fund). The California State Controller also provides useful information on Article XIX and the Streets and Highways Code eligible expenditures in its "Guidelines Relating to Gas Tax Expenditures for Cities and Counties". I have reviewed and am aware of these guidelines and their applicability in calculating and reporting on Maintenance of Effort expenditures.  Finance Director initial: <u>ET</u>													

<sup>1</sup> Includes direct charges for staff time  
<sup>2</sup> Other M2 includes A-M, R,S,T,U,V, and W  
 + Transportation related only  
 \* Please provide a specific description

Project	Description
A-M	Freeway Projects
O	Regional Capacity Program (RCP)
P	Regional Traffic Signal Synchronization Program (RTSSP)
Q	Local Fair Share
R	High Frequency Metrolink Service
S	Transit Extensions to Metrolink
T	Convert Metrolink Station(s) to Regional Gateways that connect Orange County with High-Speed Rail Systems
U	Senior Mobility Program or Senior Non-Emergency Medical Program
V	Community Based Transit/Circulators
W	Safe Transit Stops
X	Environmental Cleanup Program (Water Quality)



**M2 Expenditure Report**  
**Fiscal Year Ended June 30, 2022**  
**Local Fair Share Project List**

PROJECT NAME	AMOUNT EXPENDED
Measure M2 Fair Share Expenditures:	
Street Lighting - Public Right-of-Way	\$ 28,473.23
Contract - Traffic Engineering	\$ 146,735.41
Contract - Traffic Signal Maintenance	\$ 64,991.36
Allowable Overhead Costs, Direct	\$ 650.00
Catch Basin Full Capture System Retrofit Project	\$ 4,173.28
	\$ 245,023.28

**M2 Expenditure Report**  
**Fiscal Year Ended June 30, 2022**

I hereby certify that:

- All the information attached herein and included in schedules 1 through 4 is true and accurate to the best of my knowledge;
- The interest earned on Net Revenues allocated pursuant to the Ordinance shall be expended only for those purposes for which the Net Revenues were allocated;
- The City of Laguna Woods is aware of the State Controller’s “Guidelines Relating to Gas Tax Expenditures for Cities and Counties”, which is a guide for determining MOE Expenditures for M2 Eligibility purposes;
- The City’s Expenditure Report is in compliance with direction provided in the State Controller’s “Guidelines Relating to Gas Tax Expenditures for Cities and Counties;” and
- The City of Laguna Woods has expended in this fiscal year an amount of local discretionary funds for streets and roads purposes at least equal to one of the maintenance of effort requirements below<sup>10</sup>:

A) The City met the existing FY 2021-22 MOE benchmark dollar amount.

B) The City met a proportional MOE benchmark amount of FY 2021-22 General Funds Revenues that is at least equal to the percent listed in column C of Exhibit 2 in the M2 Eligibility Guidelines.<sup>13</sup>

Elizabeth Torres  
Director of Finance (Print Name)

12/20/22  
Date

  
Signature

<sup>13</sup> An Actual General Fund Revenue excerpt from a jurisdiction's Annual Comprehensive Finance Report (ACFR) must be provided as backup documentation.

**RESOLUTION NO. 22-60**

A RESOLUTION OF THE CITY COUNCIL OF THE CITY OF LAGUNA WOODS, CALIFORNIA, ADOPTING AND CONCERNING THE MEASURE M2 EXPENDITURE REPORT FOR FISCAL YEAR 2021-22 COMMENCING JULY 1, 2021 AND ENDING JUNE 30, 2022

**WHEREAS**, local jurisdictions are required to meet eligibility requirements and submit eligibility verification packages to the Orange County Transportation Authority (“OCTA”) in order to remain eligible to receive Measure M2 funds; and

**WHEREAS**, local jurisdictions are required to adopt an annual Measure M2 Expenditure Report as part of one of the Measure M2 eligibility requirements; and

**WHEREAS**, local jurisdictions are required to account for Net Revenues, developer/traffic impact fees, and funds expended by local jurisdiction in the Measure M2 Expenditure Report that satisfy the Measure M2 Maintenance of Effort requirements; and

**WHEREAS**, the Measure M2 Expenditure Report is required to include all Net Revenue fund balances, interest earned, and expenditures identified by type and program or project; and

**WHEREAS**, the Measure M2 Expenditure Report is required to be adopted and submitted to the OCTA each year within six months of the end of each local jurisdiction’s fiscal year to be eligible to receive Net Revenues as part of Measure M2.

NOW, THEREFORE, THE CITY COUNCIL OF THE CITY OF LAGUNA WOODS, DOES HEREBY RESOLVE, DECLARE, DETERMINE AND ORDER AS FOLLOWS:

**SECTION 1.** That the Measure M2 Expenditure Report for the Fiscal Year ended June 30, 2022, attached hereto as Exhibit A, is in conformance with the template provided in the Measure M2 Eligibility Guidelines and accounts for Net Revenues, including interest earned, expenditures during the fiscal year, and balances at the end of the fiscal year.

**SECTION 2.** That the Measure M2 Expenditure Report for the Fiscal Year ended June 30, 2022, attached hereto as Exhibit A, is hereby adopted by the City of

Laguna Woods.


**SECTION 3.** That the City of Laguna Woods' Administrative Services Director/City Treasurer is hereby authorized to sign and submit the Measure M2 Expenditure Report to the OCTA for the Fiscal Year ended June 30, 2022, acting in the capacity of the City of Laguna Woods' Director of Finance.

**SECTION 4.** The Mayor shall sign this resolution and the City Clerk shall attest and certify to the passage and adoption thereof.

PASSED, APPROVED AND ADOPTED on this 12<sup>th</sup> day of December 2022.

  
CAROL MOORE, Mayor


ATTEST:

  
YOLIE TRIPPY, CMC, City Clerk

STATE OF CALIFORNIA     )  
COUNTY OF ORANGE     ) ss.  
CITY OF LAGUNA WOODS   )

I, YOLIE TRIPPY, City Clerk of the City of Laguna Woods, do HEREBY CERTIFY that the foregoing **Resolution No. 22-60** was duly adopted by the City Council of the City of Laguna Woods at a special meeting thereof, held on the 12<sup>th</sup> day of December 2022, by the following vote:

AYES:       COUNCILMEMBERS: Hatch, Horne, McCary, Moore  
NOES:       COUNCILMEMBERS: Conners  
ABSENT:     COUNCILMEMBERS: -

  
YOLIE TRIPPY, CMC, City Clerk



**Orange County Transportation Authority**

**M2 Fact Sheet**

**City of Lake Forest**

**Fiscal Year Ended June 30, 2022**

Council Action 12/6/2022

Signed Resolution Yes

Revised Final Report? No

	<u>Actual</u>	<u>Benchmark</u>
<b>MOE Expenditures</b>	\$822,360	\$226,678

Project	Beginning Balance A	Revenues Claimed B	Expenditures C	Ending Balance D	Verify A+B-C-D
M2 Fairshare	893,983	1,788,099	389,157	2,292,925	0
M2 Fairshare Interest	0	4,613	4,613	0	0
M2 CTFP (Project O)	0	0	0	0	0
M2 CTFP (Project O) Interest	0	0	0	0	0
SMP or Senior Non-Emergency Medical	145,768	90,243	51,351	184,660	0
SMP or Senior Non-Emergency Medical Interest	0	598	598	0	0
Community Based Transit/Circulators	0	0	0	0	0
Community Based Transit/Circulators Interest	0	0	0	0	0
Water Quality Program (Project X)	0	53,238	53,238	0	0
Water Quality Program (Project X) Interest	0	0	0	0	0
Other	0	2,977	2,977	0	0
Other Interest	0	0	0	0	0
<b>Grand Total</b>	<b>1,039,751</b>	<b>1,939,768</b>	<b>501,934</b>	<b>2,477,584</b>	<b>0</b>

**M2 Expenditure Report**  
**Fiscal Year Ended June 30, 2022**  
**Beginning and Ending Balances**

Description		Line No.	Amount	Interest
<b>Balances at Beginning of Fiscal Year</b>				
<b>A-M</b>	Freeway Projects	1	\$ -	\$ -
<b>O</b>	Regional Capacity Program (RCP)	2	\$ -	\$ -
<b>P</b>	Regional Traffic Signal Synchronization Program (RTSSP)	3	\$ -	\$ -
<b>Q</b>	Local Fair Share <sup>1</sup>	4	\$ 594,674.00	\$ -
<b>R</b>	High Frequency Metrolink Service	5	\$ -	\$ -
<b>S</b>	Transit Extensions to Metrolink	6	\$ -	\$ -
<b>T</b>	Convert Metrolink Station(s) to Regional Gateways that connect Orange County with High-Speed Rail Systems	7	\$ -	\$ -
<b>U</b>	Senior Mobility Program or Senior Non-Emergency Medical Program <sup>1</sup>	8	\$ 130,664.00	\$ -
<b>V</b>	Community Based Transit/Circulators	9	\$ -	\$ -
<b>W</b>	Safe Transit Stops	10	\$ -	\$ -
<b>X</b>	Environmental Cleanup Program (Water Quality)	11	\$ -	\$ -
	Other*	12	\$ -	\$ -
<b>Balances at Beginning of Fiscal Year</b>		13	\$ 725,338.00	\$ -
	Monies Made Available During Fiscal Year	14	\$ 1,934,557.00	\$ 5,211
<b>Total Monies Available (Sum Lines 13 &amp; 14)</b>		15	\$ 2,659,895.00	\$ 5,211
	Expenditures During Fiscal Year	16	\$ 496,723.00	\$ 5,211
<b>Balances at End of Fiscal Year</b>				
<b>A-M</b>	Freeway Projects	17	\$ -	\$ -
<b>O</b>	Regional Capacity Program (RCP)	18	\$ -	\$ -
<b>P</b>	Regional Traffic Signal Synchronization Program (RTSSP)	19	\$ -	\$ -
<b>Q</b>	Local Fair Share	20	\$ 1,993,616.00	\$ -
<b>R</b>	High Frequency Metrolink Service	21	\$ -	\$ -
<b>S</b>	Transit Extensions to Metrolink	22	\$ -	\$ -
<b>T</b>	Convert Metrolink Station(s) to Regional Gateways that connect Orange County with High-Speed Rail Systems	23	\$ -	\$ -
<b>U</b>	Senior Mobility Program or Senior Non-Emergency Medical Program	24	\$ 169,556.00	\$ -
<b>V</b>	Community Based Transit/Circulators	25	\$ -	\$ -
<b>W</b>	Safe Transit Stops	26	\$ -	\$ -
<b>X</b>	Environmental Cleanup Program (Water Quality)	27	\$ -	\$ -
	Other*	28	\$ -	\$ -

\* Please provide a specific description

<sup>1</sup>Note: During FY22, the City made a change in accounting policy, shortening its availability period for revenue accruals to 60 days from 90 days. As a result, beginning fund balance for FY22 was adjusted in the City's financial statements as if the May/June 2022 LFS and SMP funds were recorded in FY22 and not accrued in FY21. To maintain consistency between Measure M reporting and the City's financial statements, beginning balances for FY22 were adjusted on this report to match the City's adjusted figures.

**M2 Expenditure Report**  
**Fiscal Year Ended June 30, 2022**  
**Sources and Uses**

Description		Line No.	Amount	Interest
<b>Revenues:</b>				
<b>A-M</b>	Freeway Projects	1	\$ -	\$ -
<b>O</b>	Regional Capacity Program (RCP)	2	\$ -	\$ -
<b>P</b>	Regional Traffic Signal Synchronization Program (RTSSP)	3	\$ -	\$ -
<b>Q</b>	Local Fair Share	4	\$ 1,788,099	\$ 4,613
<b>R</b>	High Frequency Metrolink Service	5	\$ -	\$ -
<b>S</b>	Transit Extensions to Metrolink	6	\$ -	\$ -
<b>T</b>	Convert Metrolink Station(s) to Regional Gateways that connect Orange County with High-Speed Rail Systems	7	\$ -	\$ -
<b>U</b>	Senior Mobility Program or Senior Non-Emergency Medical Program	8	\$ 90,243	\$ 598
<b>V</b>	Community Based Transit/Circulators	9	\$ -	\$ -
<b>W</b>	Safe Transit Stops	10	\$ -	\$ -
<b>X</b>	Environmental Cleanup Program (Water Quality)	11	\$ 53,238	\$ -
	Other*	12	\$ 2,977	\$ -
<b>TOTAL REVENUES (Sum lines 1 to 12)</b>		13	\$ 1,934,557	\$ 5,211
<b>Expenditures:</b>				
<b>A-M</b>	Freeway Projects	14	\$ -	\$ -
<b>O</b>	Regional Capacity Program (RCP)	15	\$ -	\$ -
<b>P</b>	Regional Traffic Signal Synchronization Program (RTSSP)	16	\$ -	\$ -
<b>Q</b>	Local Fair Share	17	\$ 389,157	\$ 4,613
<b>R</b>	High Frequency Metrolink Service	18	\$ -	\$ -
<b>S</b>	Transit Extensions to Metrolink	19	\$ -	\$ -
<b>T</b>	Convert Metrolink Station(s) to Regional Gateways that connect Orange County with High-Speed Rail Systems	20	\$ -	\$ -
<b>U</b>	Senior Mobility Program or Senior Non-Emergency Medical Program	21	\$ 51,351	\$ 598
<b>V</b>	Community Based Transit/Circulators	22	\$ -	\$ -
<b>W</b>	Safe Transit Stops	23	\$ -	\$ -
<b>X</b>	Environmental Cleanup Program (Water Quality)	24	\$ 53,238	\$ -
	Other*	25	\$ 2,977	\$ -
<b>TOTAL EXPENDITURES (Sum lines 14 to 25)</b>		26	\$ 496,723	\$ 5,211
<b>TOTAL BALANCE (Subtract line 26 from 13)</b>		27	\$ 1,437,834	\$ -

\* Please provide a specific description

Note: Fare revenues collected and expended under the Senior Mobility Program totaled \$2,977 during the fiscal year and are reported under the Other Revenue and Other Expenditure Categories.

**M2 Expenditure Report**  
**Fiscal Year Ended June 30, 2022**  
**Streets and Roads Detailed Use of Funds**

Type of Expenditure	Line No.	MOE	Developer / Impact Fees <sup>+</sup>	O	O Interest	P	P Interest	Q	Q Interest	X	X Interest	Other M2 <sup>2</sup>	Other M2 Interest	Other*	TOTAL
Indirect and/or Overhead	1	\$ -	\$ -	\$ -	\$ -	\$ -	\$ -	\$ -	\$ -	\$ -	\$ -	\$ -	\$ -	\$ -	\$ -
<b>Construction &amp; Right-of-Way</b>															
New Street Construction	2	\$ -	\$ -	\$ -	\$ -	\$ -	\$ -	\$ -	\$ -	\$ -	\$ -	\$ -	\$ -	\$ -	\$ -
Street Reconstruction	3	\$ -	\$ -	\$ -	\$ -	\$ -	\$ -	\$ -	\$ -	\$ -	\$ -	\$ -	\$ -	\$ -	\$ -
Signals, Safety Devices, & Street Lights	4	\$ -	\$ -	\$ -	\$ -	\$ -	\$ -	\$ -	\$ -	\$ -	\$ -	\$ -	\$ -	\$ -	\$ -
Pedestrian Ways & Bikepaths	5	\$ -	\$ -	\$ -	\$ -	\$ -	\$ -	\$ -	\$ -	\$ -	\$ -	\$ -	\$ -	\$ -	\$ -
Storm Drains	6	\$ -	\$ -	\$ -	\$ -	\$ -	\$ -	\$ -	\$ -	\$ -	\$ -	\$ -	\$ -	\$ -	\$ -
Storm Damage	7	\$ -	\$ -	\$ -	\$ -	\$ -	\$ -	\$ -	\$ -	\$ -	\$ -	\$ -	\$ -	\$ -	\$ -
<b>Total Construction<sup>1</sup></b>	8	\$ -	\$ -	\$ -	\$ -	\$ -	\$ -	\$ -	\$ -	\$ -	\$ -	\$ -	\$ -	\$ -	\$ -
Right of Way Acquisition	9	\$ -	\$ -	\$ -	\$ -	\$ -	\$ -	\$ -	\$ -	\$ -	\$ -	\$ -	\$ -	\$ -	\$ -
<b>Total Construction &amp; Right-of-Way</b>	10	\$ -	\$ -	\$ -	\$ -	\$ -	\$ -	\$ -	\$ -	\$ -	\$ -	\$ -	\$ -	\$ -	\$ -
<b>Maintenance</b>															
Patching	11	\$ -	\$ -	\$ -	\$ -	\$ -	\$ -	\$ -	\$ -	\$ -	\$ -	\$ -	\$ -	\$ -	\$ -
Overlay & Sealing	12	\$ -	\$ -	\$ -	\$ -	\$ -	\$ -	\$ 389,157.00	\$ 4,613.00	\$ -	\$ -	\$ -	\$ -	\$ -	\$ 393,770
Street Lights & Traffic Signals	13	\$ -	\$ -	\$ -	\$ -	\$ -	\$ -	\$ -	\$ -	\$ -	\$ -	\$ -	\$ -	\$ -	\$ -
Storm Damage	14	\$ -	\$ -	\$ -	\$ -	\$ -	\$ -	\$ -	\$ -	\$ -	\$ -	\$ -	\$ -	\$ -	\$ -
Other Street Purpose Maintenance	15	\$ 822,360.00	\$ -	\$ -	\$ -	\$ -	\$ -	\$ -	\$ -	\$ -	\$ -	\$ -	\$ -	\$ -	\$ 822,360
<b>Total Maintenance<sup>1</sup></b>	16	\$ 822,360.00	\$ -	\$ -	\$ -	\$ -	\$ -	\$ 389,157.00	\$ 4,613.00	\$ -	\$ -	\$ -	\$ -	\$ -	\$ 1,216,130
<b>Other</b>	17		\$ -	\$ -	\$ -	\$ -	\$ -	\$ -	\$ -	\$ -	\$ -	\$ 51,351.00	\$ 598.00	\$ 2,977.00	\$ 54,926
<b>GRAND TOTALS (Sum Lines 1, 10, 16, 17)</b>	18	\$ 822,360	\$ -	\$ -	\$ -	\$ -	\$ -	\$ 389,157	\$ 4,613	\$ -	\$ -	\$ 51,351	\$ 598	\$ 2,977	\$ 1,271,056
<b>Finance Director Confirmation</b>	19	Any California State Constitution Article XIX streets and road eligible expenditure may be "counted" in local jurisdictions' calculation of MOE if the activity is supported (funded) by a local jurisdictions' discretionary funds (e.g. general fund). The California State Controller also provides useful information on Article XIX and the Streets and Highways Code eligible expenditures in its "Guidelines Relating to Gas Tax Expenditures for Cities and Counties". I have reviewed and am aware of these guidelines and their applicability in calculating and reporting on Maintenance of Effort expenditures.  Finance Director initial: <u>KS</u>													

<sup>1</sup> Includes direct charges for staff time  
<sup>2</sup> Other M2 includes A-M, R,S,T,U,V, and W  
 + Transportation related only  
 \* Please provide a specific description

**Legend**

Project	Description
A-M	Freeway Projects
O	Regional Capacity Program (RCP)
P	Regional Traffic Signal Synchronization Program (RTSSP)
Q	Local Fair Share
R	High Frequency Metrolink Service
S	Transit Extensions to Metrolink
T	Convert Metrolink Station(s) to Regional Gateways that connect Orange County with High-Speed Rail Systems
U	Senior Mobility Program or Senior Non-Emergency Medical Program
V	Community Based Transit/Circulators
W	Safe Transit Stops
X	Environmental Cleanup Program (Water Quality)





**M2 Expenditure Report**  
**Fiscal Year Ended June 30, 2022**

I hereby certify that:

- All the information attached herein and included in schedules 1 through 4 is true and accurate to the best of my knowledge;
- The interest earned on Net Revenues allocated pursuant to the Ordinance shall be expended only for those purposes for which the Net Revenues were allocated;
- The City of Lake Forest is aware of the State Controller’s “Guidelines Relating to Gas Tax Expenditures for Cities and Counties”, which is a guide for determining MOE Expenditures for M2 Eligibility purposes;
- The City of Lake Forest Expenditure Report is in compliance with direction provided in the State Controller’s “Guidelines Relating to Gas Tax Expenditures for Cities and Counties;” and
- The City of Lake Forest has expended in this fiscal year an amount of local discretionary funds for streets and roads purposes at least equal to one of the maintenance of effort requirements below<sup>10</sup>:

A) The City met the existing FY 2021-22 MOE benchmark dollar amount.

B) The City met a proportional MOE benchmark amount of FY 2021-22 General Funds Revenues that is at least equal to the percent listed in column C of Exhibit 2 in the M2 Eligibility Guidelines.<sup>13</sup>

Kevin Shirah  
\_\_\_\_\_  
Director of Finance (Print Name)

12-6-2022  
\_\_\_\_\_  
Date

*Kevin Shirah*

\_\_\_\_\_  
Signature

<sup>13</sup> An Actual General Fund Revenue excerpt from a jurisdiction's Annual Comprehensive Finance Report (ACFR) must be provided as backup documentation.

**RESOLUTION NO. 2022-39**

**A RESOLUTION OF THE CITY COUNCIL OF THE  
CITY OF LAKE FOREST, CALIFORNIA,  
CONCERNING THE MEASURE M2 EXPENDITURE  
REPORT FOR THE CITY OF LAKE FOREST**

**WHEREAS**, local jurisdictions are required to meet eligibility requirements and submit eligibility verification packages to Orange County Transportation Authority (OCTA) in order to remain eligible to receive M2 funds.

**WHEREAS**, local jurisdictions are required to adopt an annual Expenditure Report as part of one of the eligibility requirements.

**WHEREAS**, local jurisdictions are required to account for Net Revenues, developer/traffic impact fees, and funds expended by local jurisdiction in the Expenditure Report that satisfy the Maintenance of Effort requirements; and

**WHEREAS**, the Expenditure Report shall include all Net Revenue fund balances, interest earned and expenditures identified by type and program or project; and

**WHEREAS**, the Expenditure Report must be adopted and submitted to the OCTA each year within six months of the end of the local jurisdiction's fiscal year to be eligible to receive Net Revenues as part of M2.

**NOW, THEREFORE, THE CITY COUNCIL OF THE CITY OF LAKE FOREST DOES HEREBY RESOLVE, DETERMINE, FIND AND ORDER AS FOLLOWS:**

Section 1. The City of Lake Forest does hereby inform OCTA that:

- a. The M2 Expenditure Report is in conformance with the template provided in the Measure M2 Eligibility Guidelines and accounts for Net Revenues including interest earned, expenditures during the fiscal year and balances at the end of fiscal year.
- b. The M2 Expenditure Report is hereby adopted by the City of Lake Forest.
- c. The City of Lake Forest Director of Finance is hereby authorized to sign and submit the M2 Expenditure Report to OCTA for the fiscal year ending June 30, 2022.


**PASSED, APPROVED AND ADOPTED** this 6th day of December 2022, by the following vote to wit:

  
\_\_\_\_\_  
ROBERT PEQUEÑO  
MAYOR

ATTEST:

  
\_\_\_\_\_  
LISA BERGLUND, MPA  
CITY CLERK

APPROVED AS TO FORM:

  
\_\_\_\_\_  
MATTHEW E. RICHARDSON  
CITY ATTORNEY





Orange County Transportation Authority

M2 Fact Sheet

City of Los Alamitos

Fiscal Year Ended June 30, 2022

Council Action 12/19/2022

Signed Resolution Yes

Revised Final Report? No

	<u>Actual</u>	<u>Benchmark</u>
MOE Expenditures	\$694,824	\$182,250

Project	Beginning Balance A	Revenues Claimed B	Expenditures C	Ending Balance D	Verify A+B-C-D
M2 Fairshare	503,662	284,090	197,730	590,023	0
M2 Fairshare Interest	2,755	4,052	3,416	3,391	0
Other	815,815	728,218	726,097	817,936	0
Other Interest	12,171	5,241	3,239	14,173	0
<b>Grand Total</b>	<b>1,334,403</b>	<b>1,021,601</b>	<b>930,482</b>	<b>1,425,523</b>	<b>0</b>

**M2 Expenditure Report  
Fiscal Year Ended June 30, 2022  
Beginning and Ending Balances**

Description	Line No.	Amount	Interest
<b>Balances at Beginning of Fiscal Year</b>			
A-M Freeway Projects	1	\$ -	\$ -
O Regional Capacity Program (RCP)	2	\$ -	\$ -
P Regional Traffic Signal Synchronization Program (RTSSP)	3	\$ -	\$ -
Q Local Fair Share	4	\$ 503,662	\$ 2,755
R High Frequency Metrolink Service	5	\$ -	\$ -
S Transit Extensions to Metrolink	6	\$ -	\$ -
T Convert Metrolink Station(s) to Regional Gateways that connect Orange County with High-Speed Rail Systems	7	\$ -	\$ -
U Senior Mobility Program or Senior Non-Emergency Medical Program	8	\$ -	\$ -
V Community Based Transit/Circulators	9	\$ -	\$ -
W Safe Transit Stops	10	\$ -	\$ -
X Environmental Cleanup Program (Water Quality)	11	\$ -	\$ -
Other*	12	\$ 815,815	\$ 12,171
<b>Balances at Beginning of Fiscal Year</b>			
Monies Made Available During Fiscal Year	14	\$ 1,012,308	\$ 9,293
<b>Total Monies Available (Sum Lines 13 &amp; 14)</b>			
Expenditures During Fiscal Year	16	\$ 923,827	\$ 6,655
<b>Balances at End of Fiscal Year</b>			
A-M Freeway Projects	17	\$ -	\$ -
O Regional Capacity Program (RCP)	18	\$ -	\$ -
P Regional Traffic Signal Synchronization Program (RTSSP)	19	\$ -	\$ -
Q Local Fair Share	20	\$ 590,022	\$ 3,391
R High Frequency Metrolink Service	21	\$ -	\$ -
S Transit Extensions to Metrolink	22	\$ -	\$ -
T Convert Metrolink Station(s) to Regional Gateways that connect Orange County with High-Speed Rail Systems	23	\$ -	\$ -
U Senior Mobility Program or Senior Non-Emergency Medical Program	24	\$ -	\$ -
V Community Based Transit/Circulators	25	\$ -	\$ -
W Safe Transit Stops	26	\$ -	\$ -
X Environmental Cleanup Program (Water Quality)	27	\$ -	\$ -
Other*	28	\$ 817,936	\$ 14,173

\* Please provide a specific description

	Beginning	Ending
LOCAL FAIR SHARE (26)	\$ 503,662	\$ 590,022
Community Development Block Grant (19)		
Gas Tax (20)		
Residential Street/Alleys (24)		
Traffic Improvement (44)		
	\$ 815,815	\$ 817,936

## M2 Expenditure Report

### Fiscal Year Ended June 30, 2022

#### Sources and Uses

Description	Line No.	Amount	Interest
<b>Revenues:</b>			
<b>A-M</b> Freeway Projects	1	\$ -	\$ -
<b>O</b> Regional Capacity Program (RCP)	2	\$ -	\$ -
<b>P</b> Regional Traffic Signal Synchronization Program (RTSSP)	3	\$ -	\$ -
<b>Q</b> Local Fair Share	4	\$ 284,090	\$ 4,052
<b>R</b> High Frequency Metrolink Service	5	\$ -	\$ -
<b>S</b> Transit Extensions to Metrolink	6	\$ -	\$ -
<b>T</b> Convert Metrolink Station(s) to Regional Gateways that connect Orange County with High-Speed Rail Systems	7	\$ -	\$ -
<b>U</b> Senior Mobility Program or Senior Non-Emergency Medical Program	8	\$ -	\$ -
<b>V</b> Community Based Transit/Circulators	9	\$ -	\$ -
<b>W</b> Safe Transit Stops	10	\$ -	\$ -
<b>X</b> Environmental Cleanup Program (Water Quality)	11	\$ -	\$ -
Other*	12	\$ 728,218	\$ 5,241
<b>TOTAL REVENUES (Sum lines 1 to 12)</b>	<b>13</b>	<b>\$ 1,012,308</b>	<b>\$ 9,293</b>
<b>Expenditures:</b>			
<b>A-M</b> Freeway Projects	14	\$ -	\$ -
<b>O</b> Regional Capacity Program (RCP)	15	\$ -	\$ -
<b>P</b> Regional Traffic Signal Synchronization Program (RTSSP)	16	\$ -	\$ -
<b>Q</b> Local Fair Share	17	\$ 197,730	\$ 3,416
<b>R</b> High Frequency Metrolink Service	18	\$ -	\$ -
<b>S</b> Transit Extensions to Metrolink	19	\$ -	\$ -
<b>T</b> Convert Metrolink Station(s) to Regional Gateways that connect Orange County with High-Speed Rail Systems	20	\$ -	\$ -
<b>U</b> Senior Mobility Program or Senior Non-Emergency Medical Program	21	\$ -	\$ -
<b>V</b> Community Based Transit/Circulators	22	\$ -	\$ -
<b>W</b> Safe Transit Stops	23	\$ -	\$ -
<b>X</b> Environmental Cleanup Program (Water Quality)	24	\$ -	\$ -
Other*	25	\$ 726,097	\$ 3,239
<b>TOTAL EXPENDITURES (Sum lines 14 to 25)</b>	<b>26</b>	<b>\$ 923,827</b>	<b>\$ 6,655</b>
<b>TOTAL BALANCE (Subtract line 26 from 13)</b>	<b>27</b>	<b>\$ 88,481</b>	<b>\$ 2,638</b>

\* Please provide a specific description

**Revenue**


Community Development Block Grant (19)	\$ 214,046	\$ 342
Gas Tax (20)	\$ 514,172	\$ 1,644
Residential Street/Alleys(24)	\$ -	\$ 50
Traffic Improvement(44)	\$ -	\$ 3,205
	\$ 728,218	\$ 5,241

**Expenditures**

Community Development Block Grant (19)	\$ 318,120	\$ 342
Gas Tax (20)	\$ 406,379	\$ 1,299
Residential Street/Alleys(24)	\$ -	\$ -
Traffic Improvement(44)	\$ 1,598	\$ 1,598
	\$ 726,097	\$ 3,239



**M2 Expenditure Report**  
**Fiscal Year Ended June 30, 2022**  
**Streets and Roads Detailed Use of Funds**

Type of Expenditure	Line No.	MOE	Developer / Impact Fees <sup>1</sup>	O	O Interest	P	P Interest	Q	Q Interest	X	X Interest	Other M2 <sup>2</sup>	Other M2 Interest	Other*	TOTAL
<b>Indirect and/or Overhead</b>	1	\$ -	\$ -	\$ -	\$ -	\$ -	\$ -	\$ -	\$ -	\$ -	\$ -	\$ -	\$ -	\$ -	\$ -
<b>Construction &amp; Right-of-Way</b>															
New Street Construction	2	\$ -	\$ -	\$ -	\$ -	\$ -	\$ -	\$ -	\$ -	\$ -	\$ -	\$ -	\$ -	\$ -	\$ -
Street Reconstruction	3	\$ -	\$ -	\$ -	\$ -	\$ -	\$ -	\$ 87,974	\$ -	\$ -	\$ -	\$ -	\$ -	\$ 565,942	\$ 653,916
Signals, Safety Devices, & Street Lights	4	\$ -	\$ -	\$ -	\$ -	\$ -	\$ -	\$ 55,533	\$ -	\$ -	\$ -	\$ -	\$ -	\$ -	\$ 55,533
Pedestrian Ways & Bikepaths	5	\$ -	\$ -	\$ -	\$ -	\$ -	\$ -	\$ -	\$ -	\$ -	\$ -	\$ -	\$ -	\$ -	\$ -
Storm Drains	6	\$ -	\$ -	\$ -	\$ -	\$ -	\$ -	\$ -	\$ -	\$ -	\$ -	\$ -	\$ -	\$ -	\$ -
Storm Damage	7	\$ -	\$ -	\$ -	\$ -	\$ -	\$ -	\$ -	\$ -	\$ -	\$ -	\$ -	\$ -	\$ -	\$ -
<b>Total Construction<sup>1</sup></b>	8	\$ -	\$ -	\$ -	\$ -	\$ -	\$ -	\$ 143,507	\$ -	\$ -	\$ -	\$ -	\$ -	\$ -	\$ 143,507
Right of Way Acquisition	9	\$ -	\$ -	\$ -	\$ -	\$ -	\$ -	\$ -	\$ -	\$ -	\$ -	\$ -	\$ -	\$ -	\$ -
<b>Total Construction &amp; Right-of-Way</b>	10	\$ -	\$ -	\$ -	\$ -	\$ -	\$ -	\$ 143,507	\$ -	\$ -	\$ -	\$ -	\$ -	\$ 565,942	\$ 709,449
<b>Maintenance</b>															
Patching	11	\$ -	\$ -	\$ -	\$ -	\$ -	\$ -	\$ -	\$ -	\$ -	\$ -	\$ -	\$ -	\$ -	\$ -
Overlay & Sealing	12	\$ -	\$ -	\$ -	\$ -	\$ -	\$ -	\$ 11,862	\$ -	\$ -	\$ -	\$ -	\$ -	\$ 97,574	\$ 109,436
Street Lights & Traffic Signals	13	\$ -	\$ -	\$ -	\$ -	\$ -	\$ -	\$ -	\$ -	\$ -	\$ -	\$ -	\$ -	\$ -	\$ -
Storm Damage	14	\$ -	\$ -	\$ -	\$ -	\$ -	\$ -	\$ 960	\$ -	\$ -	\$ -	\$ -	\$ -	\$ 64,860	\$ 65,820
Other Street Purpose Maintenance (MOE APP I)	15	\$ 694,824	\$ -	\$ -	\$ -	\$ -	\$ -	\$ 41,401	\$ -	\$ -	\$ -	\$ -	\$ -	\$ 960	\$ 737,185
<b>Total Maintenance<sup>1</sup></b>	16	\$ -	\$ -	\$ -	\$ -	\$ -	\$ -	\$ 54,223	\$ -	\$ -	\$ -	\$ -	\$ -	\$ 163,394	\$ 217,617
<b>Other</b>	17	\$ -	\$ -	\$ -	\$ -	\$ -	\$ -	\$ -	\$ 3,416	\$ -	\$ -	\$ -	\$ -	\$ -	\$ 3,416
<b>GRAND TOTALS (Sum Lines 1, 10, 16, 17)</b>	18	\$ 694,824	\$ -	\$ -	\$ -	\$ -	\$ -	\$ 197,730	\$ 3,416	\$ -	\$ -	\$ -	\$ -	\$ 729,336	\$ 930,482
<b>Finance Director Confirmation</b>	19	Any California State Constitution Article XIX streets and road eligible expenditure may be "counted" in local jurisdictions' calculation of MOE if the activity is supported (funded) by a local jurisdictions' discretionary funds (e.g. general fund). The California State Controller also provides useful information on Article XIX and the Streets and Highways Code eligible expenditures in its "Guidelines Relating to Gas Tax Expenditures for Cities and Counties". I have reviewed and am aware of these guidelines and their applicability in calculating and reporting on Maintenance of Effort expenditures.  Finance Director initial: 													

**LFS (Col J)**

- <sup>1</sup> Includes direct charges for staff time
- <sup>2</sup> Other M2 includes A-M, R,S,T,U,V, and W
- + Transportation related only
- \* Please provide a specific description

	Construction	Maintenance	Interest			
ADA Access Ramps	\$ 38,850	Street Marking/Striping	\$ 11,862			
Suburbia Rehab	\$ 49,124	Tree Palnting Citywide	\$ 41,432			
		Speed Survey	\$ 540			
		Apt Row Howard St	\$ (571)			
		Catch Basin CPS Project	960			
Cerritos Ave Guardrail	\$ 54,583					
St Signs at Intersections	\$ 950					
	\$ 143,507			\$ 54,223	\$ 197,730	3416 \$ 201,146

**OTHER (Col P)**

	Construction	Maintenance	Interest	Investment
Round #1 Howard St Noel (19)	\$ 100,957	Apartment Row Howard St (19)	\$ 97,574	
Rond #2 Bloomfield (19)	\$ 119,589	Street Markings/Striping (20)	960	
Suberbia Rehab (20)	\$ 148,648	Storm Drain Mgmt Plan (20)	\$ 64,860	
Suberbia Rehab RMRA SB1 (20)	\$ 157,715			
Woodcrest & Carrier Row (20)	\$ 19,398			
New Dutch Haven St Improv (20)	\$ 14,798			
Briggeman St Widening (44)	\$ 1,598			
	\$ 562,703		\$ 163,394	\$ 726,097
			\$ 923,827	\$ 6,655
				\$ 729,336
				\$ 930,482

**Legend**

Project	Description
A-M	Freeway Projects
O	Regional Capacity Program (RCP)
P	Regional Traffic Signal Synchronization Program (RTSSP)
Q	Local Fair Share
R	High Frequency Metrolink Service
S	Transit Extensions to Metrolink
T	Convert Metrolink Station(s) to Regional Gateways that connect Orange County with High-Speed Rail Systems
U	Senior Mobility Program or Senior Non-Emergency Medical Program
V	Community Based Transit/Circulators
W	Safe Transit Stops
X	Environmental Cleanup Program (Water Quality)



**M2 Expenditure Report  
Fiscal Year Ended June 30, 2022**


I hereby certify that:

- All the information attached herein and included in schedules 1 through 4 is true and accurate to the best of my knowledge;
- The interest earned on Net Revenues allocated pursuant to the Ordinance shall be expended only for those purposes for which the Net Revenues were allocated;
- The City of Los Alamitos is aware of the State Controller's "Guidelines Relating to Gas Tax Expenditures for Cities and Counties", which is a guide for determining MOE Expenditures for M2 Eligibility purposes;
- The City's Expenditure Report is in compliance with direction provided in the State Controller's "Guidelines Relating to Gas Tax Expenditures for Cities and Counties;" and
- The City of Los Alamitos has expended in this fiscal year an amount of local discretionary funds for streets and roads purposes at least equal to one of the maintenance of effort requirements below<sup>10</sup>:

A) The City met the existing FY 2021-22 MOE benchmark dollar amount.

Craig A. Koehler.  
Director of Finance (Print Name)

11/21/22  
Date

  
Signature

<sup>13</sup> An Actual General Fund Revenue excerpt from a jurisdiction's Annual Comprehensive Finance Report (ACFR) must be provided as backup documentation.

**RESOLUTION NO. 2022-34**

**A RESOLUTION OF THE CITY COUNCIL OF THE CITY OF LOS ALAMITOS, CALIFORNIA, CONCERNING THE MEASURE M2 EXPENDITURE REPORT FOR THE CITY OF LOS ALAMITOS FOR THE FISCAL YEAR ENDING JUNE 30, 2022**

**WHEREAS**, local jurisdictions are required to meet eligibility requirements and submit eligibility verification packages to Orange County Transportation Authority (OCTA) in order to remain eligible to receive M2 funds; and,

**WHEREAS**, local jurisdictions are required to adopt an annual Expenditure Report as part of one of the eligibility requirements; and,

**WHEREAS**, local jurisdictions are required to account for Net Revenues, developer/traffic impact fees, and funds expended by local jurisdiction in the Expenditure Report that satisfy the Maintenance of Effort requirements; and,

**WHEREAS**, the Expenditure Report shall include all Net Revenue fund balances, interest earned and expenditures identified by type and program or project; and,

**WHEREAS**, the Expenditure Report must be adopted and submitted to the OCTA each year within six months of the end of the local jurisdiction's fiscal year to be eligible to receive Net Revenues as part of M2.


**NOW, THEREFORE, THE CITY COUNCIL OF THE CITY OF LOS ALAMITOS DOES RESOLVE AS FOLLOWS:**

SECTION 1. The M2 Expenditure Report is in conformance with the template provided in the Measure M2 Eligibility Guidelines and accounts for Net Revenues including interest earned, expenditures during the fiscal year and balances at the end of fiscal year.

SECTION 2. The M2 Expenditure Report is hereby adopted by the City of Los Alamitos, CA, and included as Exhibit A.

SECTION 3. The City of Los Alamitos Finance Director is hereby authorized to sign and submit the M2 Expenditure Report to OCTA for the fiscal year ending June 30, 2022.

**PASSED, APPROVED, AND ADOPTED** this 19<sup>th</sup> day of December, 2022.

DocuSigned by:  
  
AF57F110E7A140D...  
Shelley Hasselbrink, Mayor

ATTEST:

DocuSigned by:  
*Windmera Quintanar*  
54BCC20B4CA0409...  
Windmera Quintanar, MMC, City Clerk

APPROVED AS TO FORM:

DocuSigned by:  
*Michael S. Daudt*  
B2A022E0E4DF410...  
Michael S. Daudt, City Attorney

STATE OF CALIFORNIA )  
COUNTY OF ORANGE ) ss  
CITY OF LOS ALAMITOS )

I, Windmera Quintanar, MMC, City Clerk, of the City of Los Alamitos, do hereby certify that the foregoing Resolution was adopted at a Regular meeting of the City Council held on the 19<sup>th</sup> day of December 2022, by the following vote, to wit:

AYES: COUNCIL MEMBERS: Chirco, Doby, Hasselbrink, Nefulda  
NOES: COUNCIL MEMBERS: None  
ABSENT: COUNCIL MEMBERS: Murphy  
ABSTAIN: COUNCIL MEMBERS: None

DocuSigned by:  
*Windmera Quintanar*  
54BCC20B4CA0409...  
Windmera Quintanar, MMC, City Clerk



**Orange County Transportation Authority**

**M2 Fact Sheet**

**City of Mission Viejo**

**Fiscal Year Ended June 30, 2022**

Council Action 9/27/2022

Signed Resolution Yes

Revised Final Report? No

	<u>Actual</u>	<u>Benchmark</u>
MOE Expenditures	\$4,466,810	\$2,864,895

Project	Beginning Balance A	Revenues Claimed B	Expenditures C	Ending Balance D	Verify A+B-C-D
M2 Fairshare	2,810,276	1,969,029	1,766,593	3,012,712	0
M2 Fairshare Interest	54,063	-41,188	52,153	-39,278	0
M2 CTFP (Project O)	-279,466	37,500	412,493	-654,459	0
M2 CTFP (Project O) Interest	0	0	0	0	0
Regional Traffic Signal Synchronization Program	-44,988	75,281	30,293	0	0
Regional Traffic Signal Synchronization Program Interest	548	-548	0	0	0
SMP or Senior Non-Emergency Medical	417,579	156,249	31,013	542,815	0
SMP or Senior Non-Emergency Medical Interest	11,755	3,194	8,228	6,721	0
Community Based Transit/Circulators	-162,344	0	263,620	-425,964	0
Community Based Transit/Circulators Interest	0	0	0	0	0
Water Quality Program (Project X)	-257,834	0	0	-257,834	0
Water Quality Program (Project X) Interest	0	0	0	0	0
<b>Grand Total</b>	<b>2,549,589</b>	<b>2,199,517</b>	<b>2,564,393</b>	<b>2,184,713</b>	<b>0</b>

**M2 Expenditure Report**  
**Fiscal Year Ended June 30, 2022**  
**Beginning and Ending Balances**

Description		Line No.	Amount	Interest
<b>Balances at Beginning of Fiscal Year</b>				
<b>A-M</b>	Freeway Projects	1	\$ -	\$ -
<b>O</b>	Regional Capacity Program (RCP)	2	\$ (279,465.75)	\$ -
<b>P</b>	Regional Traffic Signal Synchronization Program (RTSSP)	3	\$ (44,987.32)	\$ 548
<b>Q</b>	Local Fair Share	4	\$ 2,810,275.82	\$ 54,064
<b>R</b>	High Frequency Metrolink Service	5	\$ -	\$ -
<b>S</b>	Transit Extensions to Metrolink	6	\$ -	\$ -
<b>T</b>	Convert Metrolink Station(s) to Regional Gateways that connect Orange County with High-Speed Rail Systems	7	\$ -	\$ -
<b>U</b>	Senior Mobility Program or Senior Non-Emergency Medical Program	8	\$ 417,579.62	\$ 11,755
<b>V</b>	Community Based Transit/Circulators	9	\$ (162,344.30)	\$ -
<b>W</b>	Safe Transit Stops	10	\$ -	\$ -
<b>X</b>	Environmental Cleanup Program (Water Quality)	11	\$ (257,833.43)	\$ -
	Other*	12	\$ -	\$ -
<b>Balances at Beginning of Fiscal Year</b>		13	\$ 2,483,224.64	\$ 66,366
	Monies Made Available During Fiscal Year	14	\$ 2,238,058.69	\$ (38,541)
<b>Total Monies Available (Sum Lines 13 &amp; 14)</b>		15	\$ 4,721,283.33	\$ 27,825
	Expenditures During Fiscal Year	16	\$ 2,504,011.62	\$ 60,380
<b>Balances at End of Fiscal Year</b>				
<b>A-M</b>	Freeway Projects	17	\$ -	\$ -
<b>O</b>	Regional Capacity Program (RCP)	18	\$ (654,458.27)	\$ -
<b>P</b>	Regional Traffic Signal Synchronization Program (RTSSP)	19	\$ -	\$ 0
<b>Q</b>	Local Fair Share	20	\$ 3,012,712.14	\$ (39,277)
<b>R</b>	High Frequency Metrolink Service	21	\$ -	\$ -
<b>S</b>	Transit Extensions to Metrolink	22	\$ -	\$ -
<b>T</b>	Convert Metrolink Station(s) to Regional Gateways that connect Orange County with High-Speed Rail Systems	23	\$ -	\$ -
<b>U</b>	Senior Mobility Program or Senior Non-Emergency Medical Program	24	\$ 542,815.51	\$ 6,722
<b>V</b>	Community Based Transit/Circulators	25	\$ (425,964.24)	\$ -
<b>W</b>	Safe Transit Stops	26	\$ -	\$ -
<b>X</b>	Environmental Cleanup Program (Water Quality)	27	\$ (257,833.43)	\$ -
	Other*	28	\$ -	\$ -

\* Please provide a specific description

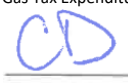
**M2 Expenditure Report**  
**Fiscal Year Ended June 30, 2022**  
**Sources and Uses**

Description		Line No.	Amount	Interest
<b>Revenues:</b>				
<b>A-M</b>	Freeway Projects	1	\$ -	\$ -
<b>O</b>	Regional Capacity Program (RCP)	2	\$ 37,500	\$ -
<b>P</b>	Regional Traffic Signal Synchronization Program (RTSSP)	3	\$ 75,281	\$ (548)
<b>Q</b>	Local Fair Share	4	\$ 1,969,029	\$ (41,188)
<b>R</b>	High Frequency Metrolink Service	5	\$ -	\$ -
<b>S</b>	Transit Extensions to Metrolink	6	\$ -	\$ -
<b>T</b>	Convert Metrolink Station(s) to Regional Gateways that connect Orange County with High-Speed Rail Systems	7	\$ -	\$ -
<b>U</b>	Senior Mobility Program or Senior Non-Emergency Medical Program	8	\$ 156,249	\$ 3,194
<b>V</b>	Community Based Transit/Circulators	9	\$ -	\$ -
<b>W</b>	Safe Transit Stops	10	\$ -	\$ -
<b>X</b>	Environmental Cleanup Program (Water Quality)	11	\$ -	\$ -
	Other*	12	\$ -	\$ -
<b>TOTAL REVENUES (Sum lines 1 to 12)</b>		13	\$ 2,238,059	\$ (38,541)
<b>Expenditures:</b>				
<b>A-M</b>	Freeway Projects	14	\$ -	\$ -
<b>O</b>	Regional Capacity Program (RCP)	15	\$ 412,493	\$ -
<b>P</b>	Regional Traffic Signal Synchronization Program (RTSSP)	16	\$ 30,293	\$ -
<b>Q</b>	Local Fair Share	17	\$ 1,766,593	\$ 52,153
<b>R</b>	High Frequency Metrolink Service	18	\$ -	\$ -
<b>S</b>	Transit Extensions to Metrolink	19	\$ -	\$ -
<b>T</b>	Convert Metrolink Station(s) to Regional Gateways that connect Orange County with High-Speed Rail Systems	20	\$ -	\$ -
<b>U</b>	Senior Mobility Program or Senior Non-Emergency Medical Program	21	\$ 31,013	\$ 8,228
<b>V</b>	Community Based Transit/Circulators	22	\$ 263,620	\$ -
<b>W</b>	Safe Transit Stops	23	\$ -	\$ -
<b>X</b>	Environmental Cleanup Program (Water Quality)	24	\$ -	\$ -
	Other*	25	\$ -	\$ -
<b>TOTAL EXPENDITURES (Sum lines 14 to 25)</b>		26	\$ 2,504,012	\$ 60,380
<b>TOTAL BALANCE (Subtract line 26 from 13)</b>		27	\$ (265,953)	\$ (98,921)

\* Please provide a specific description



**M2 Expenditure Report**  
**Fiscal Year Ended June 30, 2022**  
**Streets and Roads Detailed Use of Funds**

Type of Expenditure	Line No.	MOE	Developer / Impact Fees <sup>+</sup>	O	O Interest	P	P Interest	Q	Q Interest	X	X Interest	Other M2 <sup>2</sup>	Other M2 Interest	Other*	TOTAL
<b>Indirect and/or Overhead</b>	1	\$ 976,296	\$ -	\$ -	\$ -	\$ -	\$ -	\$ 41,772		\$ -	\$ -	\$ -	\$ -	\$ -	\$ 1,018,068
<b>Construction &amp; Right-of-Way</b>															
New Street Construction	2	\$ -	\$ -	\$ -	\$ -	\$ -	\$ -	\$ -	\$ -	\$ -	\$ -	\$ -	\$ -	\$ -	\$ -
Street Reconstruction	3	\$ -	\$ -	\$ 412,492.52	\$ -	\$ -	\$ -	\$ 2,429.70	\$ -	\$ -	\$ -	\$ -	\$ -	\$ -	\$ 414,922
Signals, Safety Devices, & Street Lights	4	\$ -	\$ -	\$ -	\$ -	\$ -	\$ -	\$ -	\$ -	\$ -	\$ -	\$ -	\$ -	\$ -	\$ -
Pedestrian Ways & Bikepaths	5	\$ -	\$ -	\$ -	\$ -	\$ -	\$ -	\$ 32,979.99	\$ -	\$ -	\$ -	\$ -	\$ -	\$ -	\$ 32,980
Storm Drains	6	\$ -	\$ -	\$ -	\$ -	\$ -	\$ -	\$ -	\$ -	\$ -	\$ -	\$ -	\$ -	\$ -	\$ -
Storm Damage	7	\$ -	\$ -	\$ -	\$ -	\$ -	\$ -	\$ -	\$ -	\$ -	\$ -	\$ -	\$ -	\$ -	\$ -
<b>Total Construction<sup>1</sup></b>	8	\$ -	\$ -	\$ 412,492.52	\$ -	\$ -	\$ -	\$ 35,409.69	\$ -	\$ -	\$ -	\$ -	\$ -	\$ -	\$ 447,902
Right of Way Acquisition	9	\$ -	\$ -	\$ -	\$ -	\$ -	\$ -	\$ -	\$ -	\$ -	\$ -	\$ -	\$ -	\$ -	\$ -
<b>Total Construction &amp; Right-of-Way</b>	10	\$ -	\$ -	\$ 412,492.52	\$ -	\$ -	\$ -	\$ 35,409.69	\$ -	\$ -	\$ -	\$ -	\$ -	\$ -	\$ 447,902
<b>Maintenance</b>															
Patching	11	\$ 1,674,989.00	\$ -	\$ -	\$ -	\$ -	\$ -	\$ -	\$ -	\$ -	\$ -	\$ -	\$ -	\$ -	\$ 1,674,989
Overlay & Sealing	12	\$ 95,537.00	\$ -	\$ -	\$ -	\$ -	\$ -	\$ 1,660,120.41	\$ 52,152.56	\$ -	\$ -	\$ -	\$ -	\$ -	\$ 1,807,810
Street Lights & Traffic Signals	13	\$ 1,281,270.00	\$ -	\$ -	\$ -	\$ 30,293.20	\$ -	\$ -	\$ -	\$ -	\$ -	\$ -	\$ -	\$ -	\$ 1,311,563
Storm Damage	14	\$ -	\$ -	\$ -	\$ -	\$ -	\$ -	\$ -	\$ -	\$ -	\$ -	\$ -	\$ -	\$ -	\$ -
Other Street Purpose Maintenance	15	\$ 438,871.00	\$ -	\$ -	\$ -	\$ -	\$ -	\$ -	\$ -	\$ -	\$ -	\$ -	\$ -	\$ -	\$ 438,871
<b>Total Maintenance<sup>1</sup></b>	16	\$ 3,490,667.00	\$ -	\$ -	\$ -	\$ 30,293.20	\$ -	\$ 1,660,120.41	\$ 52,152.56	\$ -	\$ -	\$ -	\$ -	\$ -	\$ 5,233,233
<b>Other</b>	17		\$ -	\$ -	\$ -	\$ -	\$ -	\$ 29,291.10	\$ -	\$ -	\$ -	\$ 294,632.89	\$ 8,227.53	\$ -	\$ 332,152
<b>GRAND TOTALS (Sum Lines 1, 10, 16, 17)</b>	18	\$ 4,466,963	\$ -	\$ 412,493	\$ -	\$ 30,293	\$ -	\$ 1,766,593	\$ 52,153	\$ -	\$ -	\$ 294,633	\$ 8,228	\$ -	\$ 7,031,355
<b>Finance Director Confirmation</b>	19	Any California State Constitution Article XIX streets and road eligible expenditure may be "counted" in local jurisdictions' calculation of MOE if the activity is supported (funded) by a local jurisdictions' discretionary funds (e.g. general fund). The California State Controller also provides useful information on Article XIX and the Streets and Highways Code eligible expenditures in its "Guidelines Relating to Gas Tax Expenditures for Cities and Counties". I have reviewed and am aware of these guidelines and their applicability in calculating and reporting on Maintenance of Effort expenditures.													
		Finance Director initial: 													

<sup>1</sup> Includes direct charges for staff time  
<sup>2</sup> Other M2 includes A-M, R,S,T,U,V, and W  
 + Transportation related only  
 \* Please provide a specific description

Project	Description
A-M	Freeway Projects
O	Regional Capacity Program (RCP)
P	Regional Traffic Signal Synchronization Program (RTSSP)
Q	Local Fair Share
R	High Frequency Metrolink Service
S	Transit Extensions to Metrolink
T	Convert Metrolink Station(s) to Regional Gateways that connect Orange County with High-Speed Rail Systems
U	Senior Mobility Program or Senior Non-Emergency Medical
V	Community Based Transit/Circulators
W	Safe Transit Stops
X	Environmental Cleanup Program (Water Quality)



**M2 Expenditure Report**  
**Fiscal Year Ended June 30, 2022**

I hereby certify that:

All the information attached herein and included in schedules 1 through 4 is true and accurate to the best of my knowledge;

The interest earned on Net Revenues allocated pursuant to the Ordinance shall be expended only for those purposes for which the Net Revenues were allocated;

The City/County of Mission Viejo is aware of the State Controller's "Guidelines Relating to Gas Tax Expenditures for Cities and Counties", which is a guide for determining MOE Expenditures for M2 Eligibility purposes;

The City/County's Expenditure Report is in compliance with direction provided in the State Controller's "Guidelines Relating to Gas Tax Expenditures for Cities and Counties;" and

The City/County of Mission Viejo has expended in this fiscal year an amount of local discretionary funds for streets and roads purposes at least equal to one of the maintenance of effort requirements below<sup>10</sup>:

A) The City/County met the existing FY 2021-22 MOE benchmark dollar amount.

B) The City/County met a proportional MOE benchmark amount of FY 2021-22 General Funds Revenues that is at least equal to the percent listed in column C of Exhibit 2 in the M2 Eligibility Guidelines.<sup>13</sup>

Cheryl Dyas  
\_\_\_\_\_  
Director of Finance (Print Name)

9/21/2022  
\_\_\_\_\_  
Date

  
\_\_\_\_\_  
Signature

<sup>13</sup> An Actual General Fund Revenue excerpt from a jurisdiction's Annual Comprehensive Finance Report (ACFR) must be provided as backup documentation.

RESOLUTION NO. 22-34

A RESOLUTION OF THE CITY COUNCIL OF THE CITY OF  
MISSION VIEJO ADOPTING THE MEASURE M2  
EXPENDITURE REPORT FOR THE CITY OF MISSION VIEJO

WHEREAS, local jurisdictions are required to meet eligibility requirements and submit eligibility verification packages to the Orange County Transportation Authority (OCTA) in order to remain eligible to receive M2 funds; and

WHEREAS, local jurisdictions are required to adopt an annual M2 Expenditure Report as part of one of the eligibility requirements; and

WHEREAS, local jurisdictions are required to account for Net Revenues, developer/traffic impact fees, and funds expended by local jurisdiction in the M2 Expenditure Report that satisfy the Maintenance of Effort requirements; and

WHEREAS, the M2 Expenditure Report shall include all Net Revenue fund balances, interest earned and expenditures identified by type and program or project; and

WHEREAS, the M2 Expenditure Report must be adopted and submitted to the OCTA each year within six months of the end of the local jurisdiction's fiscal year to be eligible to receive Net Revenues as part of M2.

NOW, THEREFORE, THE COUNCIL OF THE CITY OF MISSION VIEJO, CALIFORNIA DOES HEREBY RESOLVE, DETERMINE, AND ORDER AS FOLLOWS:

SECTION 1. The M2 Expenditure Report is in conformance with the template provided in the Measure M2 Eligibility Guidelines and accounts for Net Revenues including interest earned, expenditures during the fiscal year, and balances at the end of fiscal year.

SECTION 2. The M2 Expenditure Report is hereby adopted by the City of Mission Viejo.

SECTION 3. The City of Mission Viejo Director of Administrative Services is hereby authorized to sign and submit the M2 Expenditure Report to OCTA for the fiscal year ending June 30, 2022.

PASSED, APPROVED, AND ADOPTED this 27<sup>th</sup> day of September, 2022.

  
\_\_\_\_\_  
Wendy Bucknum  
Mayor

I, Kimberly Schmitt, City Clerk of the City of Mission Viejo, hereby certify that the foregoing resolution was duly adopted by the City Council of the City of Mission Viejo at a regular meeting thereof, held on the 27<sup>th</sup> day of September, 2022, by the following vote of the City Council:

AYES: Bucknum, Goodell, Kelley, Raths, and Sachs  
NOES: None  
ABSENT: None



---

Kimberly Schmitt  
City Clerk



Orange County Transportation Authority

M2 Fact Sheet

City of Newport Beach

Fiscal Year Ended June 30, 2022

Council Action 11/29/2022

Signed Resolution Yes

Revised Final Report? No

	Actual	Benchmark
MOE Expenditures	\$16,818,694	\$12,547,102

Project	Beginning Balance A	Revenues Claimed B	Expenditures C	Ending Balance D	Verify A+B-C-D
M2 Fairshare	3,159,551	2,378,931	2,654,665	2,883,817	0
M2 Fairshare Interest	-1	0	0	-1	0
M2 CTFP (Project O)	538,198	0	0	538,198	0
M2 CTFP (Project O) Interest	0	0	0	0	0
Regional Traffic Signal Synchronization Program	0	0	0	0	0
Regional Traffic Signal Synchronization Program Interest	0	0	0	0	0
SMP or Senior Non-Emergency Medical	0	177,820	177,820	0	0
SMP or Senior Non-Emergency Medical Interest	0	723	723	0	0
Community Based Transit/Circulators	-384,332	100,270	134,655	-418,718	0
Community Based Transit/Circulators Interest	0	0	0	0	0
Water Quality Program (Project X)	-331,258	0	0	-331,258	0
Water Quality Program (Project X) Interest	0	0	0	0	0
Other	-66,027	0	0	-66,027	0
Other Interest	0	0	0	0	0
<b>Grand Total</b>	<b>2,916,130</b>	<b>2,657,744</b>	<b>2,967,863</b>	<b>2,606,011</b>	<b>0</b>

**M2 Expenditure Report**  
**Fiscal Year Ended June 30, 2022**  
**Beginning and Ending Balances**

Description	Line No.	Amount	Interest
<b>Balances at Beginning of Fiscal Year</b>			
<b>A-M</b> Freeway Projects	1	\$ -	\$ -
<b>O</b> Regional Capacity Program (RCP) (See Note)	2	\$ 538,198	\$ -
<b>P</b> Regional Traffic Signal Synchronization Program (RTSSP)	3	\$ -	\$ -
<b>Q</b> Local Fair Share	4	\$ 3,159,550	\$ -
<b>R</b> High Frequency Metrolink Service	5	\$ -	\$ -
<b>S</b> Transit Extensions to Metrolink	6	\$ -	\$ -
<b>T</b> Convert Metrolink Station(s) to Regional Gateways that connect Orange County with High-Speed Rail Systems	7	\$ -	\$ -
<b>U</b> Senior Mobility Program or Senior Non-Emergency Medical Program	8	\$ -	\$ -
<b>V</b> Community Based Transit/Circulators (See Note)	9	\$ (366,887)	\$ -
<b>W</b> Safe Transit Stops	10	\$ -	\$ -
<b>X</b> Environmental Cleanup Program (Water Quality) (See Note)	11	\$ (287,509)	\$ -
Other	12	\$ -	\$ -
<b>Balances at Beginning of Fiscal Year</b>	13	\$ 3,043,352	\$ -
Monies Made Available During Fiscal Year	14	\$ 2,657,021	\$ 723
<b>Total Monies Available (Sum Lines 13 &amp; 14)</b>	15	\$ 5,700,373	\$ 723
Expenditures During Fiscal Year	16	\$ 2,967,140	\$ 723
<b>Balances at End of Fiscal Year</b>			
<b>A-M</b> Freeway Projects	17	\$ -	\$ -
<b>O</b> Regional Capacity Program (RCP)	18	\$ 538,198	\$ -
<b>P</b> Regional Traffic Signal Synchronization Program (RTSSP)	19	\$ -	\$ -
<b>Q</b> Local Fair Share	20	\$ 2,883,816	\$ -
<b>R</b> High Frequency Metrolink Service	21	\$ -	\$ -
<b>S</b> Transit Extensions to Metrolink	22	\$ -	\$ -
<b>T</b> Convert Metrolink Station(s) to Regional Gateways that connect Orange County with High-Speed Rail Systems	23	\$ -	\$ -
<b>U</b> Senior Mobility Program or Senior Non-Emergency Medical Program	24	\$ -	\$ -
<b>V</b> Community Based Transit/Circulators	25	\$ (401,272)	\$ -
<b>W</b> Safe Transit Stops	26	\$ -	\$ -
<b>X</b> Environmental Cleanup Program (Water Quality)	27	\$ (287,509)	\$ -
Other	28	\$ -	\$ -

**Notes Regarding Balances at Beginning of Fiscal Year 2021-22:**

Fiscal Year 2020-21 M2 Expenditure Report Ending Balances:

Fiscal Year 2021-22 M2 Expenditure Report Beginning Balances:

Differences Explained Below

	Project O	Project V	Project X
Fiscal Year 2020-21 M2 Expenditure Report Ending Balances:	\$ 226	\$ (284,062)	\$ (5,009)
Fiscal Year 2021-22 M2 Expenditure Report Beginning Balances:	\$ 538,198	\$ (366,887)	\$ (287,509)
Differences Explained Below	\$ 537,972	\$ (82,825)	\$ (282,500)

**Project O:** Historically this entire report reflected the City's fund balance. For fiscal year 2021-22 OCTA requested that Project O be restated to reflect the City's cash balance, instead. The difference of \$537,972 is a liability for unearned revenue, which represents cash received by the City that has not yet been earned by the City. This cash is excluded from fund balance.

**Project V:** Historically this entire report reflected the City's fund balance. For fiscal year 2021-22 OCTA requested that Project V be restated to reflect the City's cash balance, instead. The \$(82,825) difference is \$100,270 of accounts receivable and \$17,445 of accounts payable. Accounts receivable are unpaid bills from the City to OCTA. Accounts payable are unpaid bills from the City's vendors to the City.

**Project X:** Fiscal year 2020-21's Annual Comprehensive Financial Report restated fund balance because a \$282,500 bill from the City to OCTA remained unpaid for an extended period of time. Coincidentally fiscal year 2021-22's ending fund balance and ending cash balance are the same.

**M2 Expenditure Report**  
**Fiscal Year Ended June 30, 2022**  
**Sources and Uses**

Description		Line No.	Amount	Interest
<b>Revenues:</b>				
<b>A-M</b>	Freeway Projects	1	\$ -	\$ -
<b>O</b>	Regional Capacity Program (RCP)	2	\$ -	\$ -
<b>P</b>	Regional Traffic Signal Synchronization Program (RTSSP)	3	\$ -	\$ -
<b>Q</b>	Local Fair Share	4	\$ 2,378,931	\$ -
<b>R</b>	High Frequency Metrolink Service	5	\$ -	\$ -
<b>S</b>	Transit Extensions to Metrolink	6	\$ -	\$ -
<b>T</b>	Convert Metrolink Station(s) to Regional Gateways that connect Orange County with High-Speed Rail Systems	7	\$ -	\$ -
<b>U</b>	Senior Mobility Program or Senior Non-Emergency Medical Program	8	\$ 177,820	\$ 723
<b>V</b>	Community Based Transit/Circulators ( <b>See Note</b> )	9	\$ 100,270	\$ -
<b>W</b>	Safe Transit Stops	10	\$ -	\$ -
<b>X</b>	Environmental Cleanup Program (Water Quality)	11	\$ -	\$ -
	Other	12	\$ -	\$ -
<b>TOTAL REVENUES (Sum lines 1 to 12)</b>		13	\$ 2,657,021	\$ 723
<b>Expenditures:</b>				
<b>A-M</b>	Freeway Projects	14	\$ -	\$ -
<b>O</b>	Regional Capacity Program (RCP)	15	\$ -	\$ -
<b>P</b>	Regional Traffic Signal Synchronization Program (RTSSP)	16	\$ -	\$ -
<b>Q</b>	Local Fair Share	17	\$ 2,654,665	\$ -
<b>R</b>	High Frequency Metrolink Service	18	\$ -	\$ -
<b>S</b>	Transit Extensions to Metrolink	19	\$ -	\$ -
<b>T</b>	Convert Metrolink Station(s) to Regional Gateways that connect Orange County with High-Speed Rail Systems	20	\$ -	\$ -
<b>U</b>	Senior Mobility Program or Senior Non-Emergency Medical Program	21	\$ 177,820	\$ 723
<b>V</b>	Community Based Transit/Circulators ( <b>See Note</b> )	22	\$ 134,655	\$ -
<b>W</b>	Safe Transit Stops	23	\$ -	\$ -
<b>X</b>	Environmental Cleanup Program (Water Quality)	24	\$ -	\$ -
	Other	25	\$ -	\$ -
<b>TOTAL EXPENDITURES (Sum lines 14 to 25)</b>		26	\$ 2,967,140	\$ 723
<b>TOTAL BALANCE (Subtract line 26 from 13)</b>		27	\$ (310,119)	\$ -

Historically this report was prepared based on generally accepted accounting principles ("GAAP") for cities. For fiscal year 2021-22 OCTA requested that various projects, including project V, be presented on a cash basis, instead. Project V revenues of \$100,270 above represent \$0 of GAAP revenues and a \$100,270 decrease in accounts receivable. Project V expenditures of \$134,655 above represent \$117,210 of GAAP expenditures and a \$17,445 decrease in accounts payable.



**M2 Expenditure Report**  
**Fiscal Year Ended June 30, 2022**  
**Streets and Roads Detailed Use of Funds**

Type of Expenditure	Line No.	MOE	Developer / Impact Fees <sup>1</sup>	O	O Interest	P	P Interest	Q	Q Interest	X	X Interest	Other M2 <sup>2</sup>	Other M2 Interest	Other*	TOTAL
<b>Indirect and/or Overhead</b>	1	\$ 8,742,566	\$ -	\$ -	\$ -	\$ -	\$ -	\$ -	\$ -	\$ -	\$ -	\$ -	\$ -	\$ -	\$ 8,742,566
<b>Construction &amp; Right-of-Way</b>															
New Street Construction	2	\$ -	\$ -	\$ -	\$ -	\$ -	\$ -	\$ -	\$ -	\$ -	\$ -	\$ -	\$ -	\$ -	\$ -
Street Reconstruction	3	\$ 2,755,394	\$ -	\$ -	\$ -	\$ -	\$ -	\$ 2,654,665	\$ -	\$ -	\$ -	\$ -	\$ -	\$ -	\$ 5,410,059
Signals, Safety Devices, & Street Lights	4	\$ 880,023	\$ -	\$ -	\$ -	\$ -	\$ -	\$ -	\$ -	\$ -	\$ -	\$ -	\$ -	\$ -	\$ 880,023
Pedestrian Ways & Bike Paths	5	\$ -	\$ -	\$ -	\$ -	\$ -	\$ -	\$ -	\$ -	\$ -	\$ -	\$ -	\$ -	\$ -	\$ -
Storm Drains	6	\$ -	\$ -	\$ -	\$ -	\$ -	\$ -	\$ -	\$ -	\$ -	\$ -	\$ -	\$ -	\$ -	\$ -
Storm Damage	7	\$ -	\$ -	\$ -	\$ -	\$ -	\$ -	\$ -	\$ -	\$ -	\$ -	\$ -	\$ -	\$ -	\$ -
<b>Total Construction<sup>1</sup></b>	8	\$ 3,635,417	\$ -	\$ -	\$ -	\$ -	\$ -	\$ 2,654,665	\$ -	\$ -	\$ -	\$ -	\$ -	\$ -	\$ 6,290,082
Right of Way Acquisition	9	\$ -	\$ -	\$ -	\$ -	\$ -	\$ -	\$ -	\$ -	\$ -	\$ -	\$ -	\$ -	\$ -	\$ -
<b>Total Construction &amp; Right-of-Way</b>	10	\$ 3,635,417	\$ -	\$ -	\$ -	\$ -	\$ -	\$ 2,654,665	\$ -	\$ -	\$ -	\$ -	\$ -	\$ -	\$ 6,290,082
<b>Maintenance</b>															
Patching	11	\$ 704,557	\$ -	\$ -	\$ -	\$ -	\$ -	\$ -	\$ -	\$ -	\$ -	\$ -	\$ -	\$ -	\$ 704,557
Overlay & Sealing	12	\$ 588,821	\$ -	\$ -	\$ -	\$ -	\$ -	\$ -	\$ -	\$ -	\$ -	\$ -	\$ -	\$ -	\$ 588,821
Street Lights & Traffic Signals	13	\$ 1,726,149	\$ -	\$ -	\$ -	\$ -	\$ -	\$ -	\$ -	\$ -	\$ -	\$ -	\$ -	\$ -	\$ 1,726,149
Storm Damage	14	\$ -	\$ -	\$ -	\$ -	\$ -	\$ -	\$ -	\$ -	\$ -	\$ -	\$ -	\$ -	\$ -	\$ -
Other Street Purpose Maintenance	15	\$ 1,421,184	\$ -	\$ -	\$ -	\$ -	\$ -	\$ -	\$ -	\$ -	\$ -	\$ -	\$ -	\$ -	\$ 1,421,184
<b>Total Maintenance<sup>1</sup></b>	16	\$ 4,440,711	\$ -	\$ -	\$ -	\$ -	\$ -	\$ -	\$ -	\$ -	\$ -	\$ -	\$ -	\$ -	\$ 4,440,711
<b>Other (See Note)</b>	17		\$ -	\$ -	\$ -	\$ -	\$ -	\$ -	\$ -	\$ -	\$ -	\$ 312,475	\$ 723	\$ -	\$ 313,198
<b>GRAND TOTALS (Sum Lines 1, 10, 16, 17)</b>	18	\$ 16,818,694	\$ -	\$ -	\$ -	\$ -	\$ -	\$ 2,654,665	\$ -	\$ -	\$ -	\$ 312,475	\$ 723	\$ -	\$ 19,786,557
<b>Interim Finance Director Confirmation</b>	19	Any California State Constitution Article XIX streets and road eligible expenditure may be "counted" in local jurisdictions' calculation of MOE if the activity is supported (funded) by a local jurisdictions' discretionary funds (e.g. general fund). The California State Controller also provides useful information on Article XIX and the Streets and Highways Code eligible expenditures in its "Guidelines Relating to Gas Tax Expenditures for Cities and Counties". I have reviewed and am aware of these guidelines and their applicability in calculating and reporting on Maintenance of Effort expenditures. Interim Finance Director's initials: <u>Wk</u>													

- <sup>1</sup> Includes direct charges for staff time
- <sup>2</sup> Other M2 includes A-M, R,S,T,U,V, and W
- + Transportation related only
- \* Please provide a specific description

**Note About Other M2 Expenditures:** Historically this report was prepared based on generally accepted accounting principles ("GAAP") for cities. For fiscal year 2021-22 OCTA requested that various projects, including project V, be presented on a cash basis, instead. Other M2 Expenditures of \$312,475 above represent \$295,030 of GAAP expenditures and a \$17,445 decrease in accounts payable.

**Legend**

Project	Description
A-M	Freeway Projects
O	Regional Capacity Program (RCP)
P	Regional Traffic Signal Synchronization Program (RTSSP)
Q	Local Fair Share
R	High Frequency Metrolink Service
S	Transit Extensions to Metrolink
T	Convert Metrolink Station(s) to Regional Gateways that connect Orange County with High-Speed Rail Systems
U	Senior Mobility Program or Senior Non-Emergency Medical Program
V	Community Based Transit/Circulators
W	Safe Transit Stops
X	Environmental Cleanup Program (Water Quality)



**M2 Expenditure Report  
Fiscal Year Ended June 30, 2022**

I hereby certify that:

All the information attached herein and included in schedules 1 through 4 is true and accurate to the best of my knowledge;

The interest earned on Net Revenues allocated pursuant to the Ordinance shall be expended only for those purposes for which the Net Revenues were allocated;

The City of Newport Beach is aware of the State Controller's "Guidelines Relating to Gas Tax Expenditures for Cities and Counties", which is a guide for determining MOE Expenditures for M2 Eligibility purposes;

The City's Expenditure Report is in compliance with direction provided in the State Controller's "Guidelines Relating to Gas Tax Expenditures for Cities and Counties;" and

The City of Newport Beach has expended in this fiscal year an amount of local discretionary funds for streets and roads purposes at least equal to one of the maintenance of effort requirements below:

A) The City met the existing FY 2021-22 MOE benchmark dollar amount.

B) The City met a proportional MOE benchmark amount of FY 2021-22 General Funds Revenues that is at least equal to the percent listed in column C of Exhibit 2 in the M2 Eligibility Guidelines.<sup>13</sup>

Michael Gomez

\_\_\_\_\_  
Interim Director of Finance (Print Name)

10/27/22  
Date

  
\_\_\_\_\_  
Signature

<sup>13</sup> An Actual General Fund Revenue excerpt from a jurisdiction's Annual Comprehensive Finance Report (ACFR) must be provided as backup documentation.

**RESOLUTION NO. 2022-85**

**A RESOLUTION OF THE CITY COUNCIL OF THE CITY OF NEWPORT BEACH, CALIFORNIA, CONCERNING THE MEASURE M2 EXPENDITURE REPORT FOR THE CITY OF NEWPORT BEACH FOR THE FISCAL YEAR ENDING JUNE 30, 2022**

**WHEREAS**, local jurisdictions are required to meet eligibility requirements and submit eligibility verification packages to the Orange County Transportation Authority ("OCTA") to remain eligible to receive Measure M2 ("M2") funds;

**WHEREAS**, local jurisdictions are required to adopt an annual expenditure report as part of the eligibility requirements ("Expenditure Report"), which Expenditure Report is attached hereto as Exhibit A and incorporated herein by reference;

**WHEREAS**, local jurisdictions are required to account for developer/traffic impact fees, and funds expended by the local jurisdiction in the Expenditure Report that satisfy OCTA's Maintenance of Effort requirements;

**WHEREAS**, local jurisdictions are also required to account for Net Revenues in such Expenditure Report, which is defined by OCTA as "[a]ll of the gross revenues generated from the transactions and use tax plus any interest or other earnings thereon (collectively, 'Revenues'), after the deduction for: (i) amounts payable to the State Board of Equalization for the performance of functions incidental to the administration and operation of the Ordinance, (ii) costs for the administration of the Ordinance as provided herein, (iii) two percent (2%) of the Revenues annually allocated for Environmental Cleanup, and (iv) satisfaction of debt service requirements of all bonds issued pursuant to the Ordinance that are not satisfied out of separate allocations, shall be defined as 'Net Revenues' and shall be allocated solely for the transportation purposes described in the Ordinance";

**WHEREAS**, the Expenditure Report shall include all Net Revenue fund balances, interest earned and expenditures identified by type and program or project; and

**WHEREAS**, the Expenditure Report must be adopted and submitted to OCTA each year within six months of the end of the local jurisdiction's fiscal year to be eligible to receive Net Revenues as part of M2.

**NOW, THEREFORE**, the City Council of the City of Newport Beach resolves as follows:

**Section 1:** The City Council does hereby inform OCTA that:

- a) The Expenditure Report is in conformance with the template provided in the Measure M2 Eligibility Guidelines and accounts for Net Revenues including interest earned, expenditures during the fiscal year, and balances at the end of fiscal year.
- b) The Expenditure Report is hereby adopted by the City of Newport Beach.
- c) The City of Newport Beach's Finance Director is hereby authorized to sign and submit the M2 Expenditure Report to OCTA for the fiscal year ending June 30, 2022.

**Section 2:** The recitals provided in this resolution are true and correct and are incorporated into the operative part of this resolution.

**Section 3:** If any section, subsection, sentence, clause or phrase of this resolution is, for any reason, held to be invalid or unconstitutional, such decision shall not affect the validity or constitutionality of the remaining portions of this resolution. The City Council hereby declares that it would have passed this resolution, and each section, subsection, sentence, clause or phrase hereof, irrespective of the fact that any one or more sections, subsections, sentences, clauses or phrases be declared invalid or unconstitutional.

**Section 4:** The City Council finds the adoption of this resolution is not subject to the California Environmental Quality Act ("CEQA") pursuant to Sections 15060(c)(2) (the activity will not result in a direct or reasonably foreseeable indirect physical change in the environment) and 15060(c)(3) (the activity is not a project as defined in Section 15378) of the CEQA Guidelines, California Code of Regulations, Title 14, Division 6, Chapter 3, because it has no potential for resulting in physical change to the environment, directly or indirectly.



**Section 5:** This resolution shall take effect immediately upon its adoption by the City Council, and the City Clerk shall certify the vote adopting the resolution.

**ADOPTED** this 29th day of November, 2022.


  
\_\_\_\_\_  
Kevin Muldoon  
Mayor

**ATTEST:**

  
\_\_\_\_\_  
Leilani I. Brown  
City Clerk



**APPROVED AS TO FORM:**  
CITY ATTORNEY'S OFFICE

  
\_\_\_\_\_  
Aaron C. Harp  
City Attorney

Attachment: Exhibit A – Expenditure Report

STATE OF CALIFORNIA  
COUNTY OF ORANGE  
CITY OF NEWPORT BEACH

}  
}  
} ss.

I, Leilani I. Brown, City Clerk of the City of Newport Beach, California, do hereby certify that the whole number of members of the City Council is seven; the foregoing resolution, being Resolution No. 2022-85 was duly introduced before and adopted by the City Council of said City at a regular meeting of said Council held on the 29<sup>th</sup> day of November, 2022; and the same was so passed and adopted by the following vote, to wit:

AYES: Mayor Kevin Muldoon, Mayor Pro Tem Noah Blom, Council Member Brad Avery, Council Member Joy Brenner, Council Member Diane Dixon, Council Member Duffy Duffield, Council Member Will O'Neill

NAYS: None

IN WITNESS WHEREOF, I have hereunto subscribed my name and affixed the official seal of said City this 30<sup>th</sup> day of November, 2022.



---

Leilani I. Brown  
City Clerk  
Newport Beach, California



**Orange County Transportation Authority**

**M2 Fact Sheet**

**City of Orange**

**Fiscal Year Ended June 30, 2022**

**Council Action** 11/15/2022

**Signed Resolution** Yes

**Revised Final Report?** No

	<u>Actual</u>	<u>Benchmark</u>
<b>MOE Expenditures</b>	\$4,135,156	\$3,392,885

Project	Beginning Balance A	Revenues Claimed B	Expenditures C	Ending Balance D	Verify A+B-C-D
M2 Fairshare	2,989,202	3,657,266	2,705,483	3,940,986	0
M2 Fairshare Interest	348,886	0	0	348,886	0
M2 CTFP (Project O)	-233,386	0	67,012	-300,398	0
M2 CTFP (Project O) Interest	0	0	0	0	0
SMP or Senior Non-Emergency Medical	277,422	168,896	72,305	374,013	0
SMP or Senior Non-Emergency Medical Interest	0	1,529	1,529	0	0
Safe Transit Stops	0	0	0	0	0
Safe Transit Stops Interest	0	0	0	0	0
Water Quality Program (Project X)	288,740	206,857	206,857	288,740	0
Water Quality Program (Project X) Interest	0	0	0	0	0
Other	125,553	12,000	2,545	135,008	0
Other Interest	0	0	0	0	0
<b>Grand Total</b>	<b>3,796,417</b>	<b>4,046,548</b>	<b>3,055,731</b>	<b>4,787,234</b>	<b>0</b>



**M2 Expenditure Report**  
**Fiscal Year Ended June 30, 2022**  
**Beginning and Ending Balances**

Description		Line No.	Amount	Interest
<b>Balances at Beginning of Fiscal Year</b>				
<b>A-M</b>	Freeway Projects	1	\$ -	\$ -
<b>O</b>	Regional Capacity Program (RCP)	2	\$ (233,386.23)	\$ -
<b>P</b>	Regional Traffic Signal Synchronization Program (RTSSP)	3	\$ -	\$ -
<b>Q</b>	Local Fair Share	4	\$ 2,989,202.23	\$ 348,886
<b>R</b>	High Frequency Metrolink Service	5	\$ -	\$ -
<b>S</b>	Transit Extensions to Metrolink	6	\$ -	\$ -
<b>T</b>	Convert Metrolink Station(s) to Regional Gateways that connect Orange County with High-Speed Rail Systems	7	\$ -	\$ -
<b>U</b>	Senior Mobility Program or Senior Non-Emergency Medical Program	8	\$ 277,422.34	\$ -
<b>V</b>	Community Based Transit/Circulators	9	\$ -	\$ -
<b>W</b>	Safe Transit Stops	10	\$ -	\$ -
<b>X</b>	Environmental Cleanup Program (Water Quality)	11	\$ 288,740.00	\$ -
	Other*	12	\$ 125,552.77	\$ -
<b>Balances at Beginning of Fiscal Year</b>		13	\$ 3,447,531.11	\$ 348,886
	Monies Made Available During Fiscal Year	14	\$ 4,045,019.26	\$ 1,529
<b>Total Monies Available (Sum Lines 13 &amp; 14)</b>		15	\$ 7,492,550.37	\$ 350,415
	Expenditures During Fiscal Year	16	\$ 3,054,201.16	\$ 1,529
<b>Balances at End of Fiscal Year</b>				
<b>A-M</b>	Freeway Projects	17	\$ -	\$ -
<b>O</b>	Regional Capacity Program (RCP)	18	\$ (300,398.37)	\$ -
<b>P</b>	Regional Traffic Signal Synchronization Program (RTSSP)	19	\$ -	\$ -
<b>Q</b>	Local Fair Share	20	\$ 3,940,985.70	\$ 348,886
<b>R</b>	High Frequency Metrolink Service	21	\$ -	\$ -
<b>S</b>	Transit Extensions to Metrolink	22	\$ -	\$ -
<b>T</b>	Convert Metrolink Station(s) to Regional Gateways that connect Orange County with High-Speed Rail Systems	23	\$ -	\$ -
<b>U</b>	Senior Mobility Program or Senior Non-Emergency Medical Program	24	\$ 374,013.81	\$ -
<b>V</b>	Community Based Transit/Circulators	25	\$ -	\$ -
<b>W</b>	Safe Transit Stops	26	\$ -	\$ -
<b>X</b>	Environmental Cleanup Program (Water Quality)	27	\$ 288,740.00	\$ -
	Other*	28	\$ 135,008.07	\$ -


\* Project 14040 Main/Chapman to Orangewood Traffic Improvement

**M2 Expenditure Report**  
**Fiscal Year Ended June 30, 2022**  
**Sources and Uses**

Description		Line No.	Amount	Interest
<b>Revenues:</b>				
<b>A-M</b>	Freeway Projects	1	\$ -	\$ -
<b>O</b>	Regional Capacity Program (RCP)	2	\$ -	\$ -
<b>P</b>	Regional Traffic Signal Synchronization Program (RTSSP)	3	\$ -	\$ -
<b>Q</b>	Local Fair Share	4	\$ 3,657,266	\$ -
<b>R</b>	High Frequency Metrolink Service	5	\$ -	\$ -
<b>S</b>	Transit Extensions to Metrolink	6	\$ -	\$ -
<b>T</b>	Convert Metrolink Station(s) to Regional Gateways that connect Orange County with High-Speed Rail Systems	7	\$ -	\$ -
<b>U</b>	Senior Mobility Program or Senior Non-Emergency Medical Program	8	\$ 168,896	\$ 1,529
<b>V</b>	Community Based Transit/Circulators	9	\$ -	\$ -
<b>W</b>	Safe Transit Stops	10	\$ -	\$ -
<b>X</b>	Environmental Cleanup Program (Water Quality)	11	\$ 206,857	\$ -
	Other*	12	\$ 12,000	\$ -
<b>TOTAL REVENUES (Sum lines 1 to 12)</b>		13	\$ 4,045,019	\$ 1,529
<b>Expenditures:</b>				
<b>A-M</b>	Freeway Projects	14	\$ -	\$ -
<b>O</b>	Regional Capacity Program (RCP)	15	\$ 67,012	\$ -
<b>P</b>	Regional Traffic Signal Synchronization Program (RTSSP)	16	\$ -	\$ -
<b>Q</b>	Local Fair Share	17	\$ 2,705,483	\$ -
<b>R</b>	High Frequency Metrolink Service	18	\$ -	\$ -
<b>S</b>	Transit Extensions to Metrolink	19	\$ -	\$ -
<b>T</b>	Convert Metrolink Station(s) to Regional Gateways that connect Orange County with High-Speed Rail Systems	20	\$ -	\$ -
<b>U</b>	Senior Mobility Program or Senior Non-Emergency Medical Program	21	\$ 72,305	\$ 1,529
<b>V</b>	Community Based Transit/Circulators	22	\$ -	\$ -
<b>W</b>	Safe Transit Stops	23	\$ -	\$ -
<b>X</b>	Environmental Cleanup Program (Water Quality)	24	\$ 206,857	\$ -
	Other*	25	\$ 2,545	\$ -
<b>TOTAL EXPENDITURES (Sum lines 14 to 25)</b>		26	\$ 3,054,201	\$ 1,529
<b>TOTAL BALANCE (Subtract line 26 from 13)</b>		27	\$ 990,818	\$ -

\* Project 14040 Main/Chapman to Orangewood Traffic Improvement

**M2 Expenditure Report**  
**Fiscal Year Ended June 30, 2022**  
**Streets and Roads Detailed Use of Funds**

Type of Expenditure	Line No.	MOE	Developer / Impact Fees*	O	O Interest	P	P Interest	Q	Q Interest	X	X Interest	Other M2 <sup>2</sup>	Other M2 Interest	Other*	TOTAL
<b>Indirect and/or Overhead</b>	1	\$ 745,447	\$ -	\$ 11,714	\$ -	\$ -	\$ -	\$ 402,340	\$ -	\$ 16,457	\$ -	\$ -	\$ -	\$ -	\$ 1,175,958
<b>Construction &amp; Right-of-Way</b>															
New Street Construction	2	\$ -	\$ -	\$ -	\$ -	\$ -	\$ -	\$ -	\$ -	\$ -	\$ -	\$ -	\$ -	\$ -	\$ -
Street Reconstruction	3	\$ 321,259	\$ -	\$ 55,299	\$ -	\$ -	\$ -	\$ 2,000,225	\$ -	\$ 190,400	\$ -	\$ -	\$ -	\$ -	\$ 2,567,183
Signals, Safety Devices, & Street Lights	4	\$ 745,517	\$ -	\$ -	\$ -	\$ -	\$ -	\$ 139,727	\$ -	\$ -	\$ -	\$ -	\$ -	\$ -	\$ 885,244
Pedestrian Ways & Bikepaths	5	\$ 47,119	\$ -	\$ -	\$ -	\$ -	\$ -	\$ -	\$ -	\$ -	\$ -	\$ -	\$ -	\$ -	\$ 47,119
Storm Drains	6	\$ 23,560	\$ -	\$ -	\$ -	\$ -	\$ -	\$ -	\$ -	\$ -	\$ -	\$ -	\$ -	\$ -	\$ 23,560
Storm Damage	7	\$ -	\$ -	\$ -	\$ -	\$ -	\$ -	\$ -	\$ -	\$ -	\$ -	\$ -	\$ -	\$ -	\$ -
<b>Total Construction<sup>1</sup></b>	8	\$ 1,137,455	\$ -	\$ 55,299	\$ -	\$ -	\$ -	\$ 2,139,952	\$ -	\$ 190,400	\$ -	\$ -	\$ -	\$ -	\$ 3,523,105
Right of Way Acquisition	9	\$ -	\$ -	\$ -	\$ -	\$ -	\$ -	\$ -	\$ -	\$ -	\$ -	\$ -	\$ -	\$ -	\$ -
<b>Total Construction &amp; Right-of-Way</b>	10	\$ 1,137,455	\$ -	\$ 55,299	\$ -	\$ -	\$ -	\$ 2,139,952	\$ -	\$ 190,400	\$ -	\$ -	\$ -	\$ -	\$ 3,523,105
<b>Maintenance</b>															
Patching	11	\$ 565,794	\$ -	\$ -	\$ -	\$ -	\$ -	\$ -	\$ -	\$ -	\$ -	\$ -	\$ -	\$ -	\$ 565,794
Overlay & Sealing	12	\$ 31,694	\$ -	\$ -	\$ -	\$ -	\$ -	\$ -	\$ -	\$ -	\$ -	\$ -	\$ -	\$ -	\$ 31,694
Street Lights & Traffic Signals	13	\$ 1,559,685	\$ -	\$ -	\$ -	\$ -	\$ -	\$ -	\$ -	\$ -	\$ -	\$ -	\$ -	\$ -	\$ 1,559,685
Storm Damage	14	\$ 31,694	\$ -	\$ -	\$ -	\$ -	\$ -	\$ -	\$ -	\$ -	\$ -	\$ -	\$ -	\$ -	\$ 31,694
Other Street Purpose Maintenance	15	\$ 63,387	\$ -	\$ -	\$ -	\$ -	\$ -	\$ -	\$ -	\$ -	\$ -	\$ -	\$ -	\$ -	\$ 63,387
<b>Total Maintenance<sup>1</sup></b>	16	\$ 2,252,253	\$ -	\$ -	\$ -	\$ -	\$ -	\$ -	\$ -	\$ -	\$ -	\$ -	\$ -	\$ -	\$ 2,252,253
<b>Other</b>	17	\$ -	\$ -	\$ -	\$ -	\$ -	\$ -	\$ 163,191	\$ -	\$ -	\$ -	\$ 72,305	\$ 1,529	\$ 2,545	\$ 239,569
<b>GRAND TOTALS (Sum Lines 1, 10, 16, 17)</b>	18	\$ 4,135,156	\$ -	\$ 67,012	\$ -	\$ -	\$ -	\$ 2,705,483	\$ -	\$ 206,857	\$ -	\$ 72,305	\$ 1,529	\$ 2,545	\$ 7,190,886
<b>Finance Director Confirmation</b>	19	Any California State Constitution Article XIX streets and road eligible expenditure may be "counted" in local jurisdictions' calculation of MOE if the activity is supported (funded) by a local jurisdictions' discretionary funds (e.g. general fund). The California State Controller also provides useful information on Article XIX and the Streets and Highways Code eligible expenditures in its "Guidelines Relating to Gas Tax Expenditures for Cities and Counties". I have reviewed and am aware of these guidelines and their applicability in calculating and reporting on Maintenance of Effort expenditures. Finance Director initial: 													

<sup>1</sup> Includes direct charges for staff time

<sup>2</sup> Other M2 includes A-M, R,S,T,U,V, and W

+ Transportation related only

\* Project 14040 Main/Chapman to Orangewood Traffic Improvement

O project O (M2 CTFP) - pending OCTA's payments for project 13228, 30025 & 20383 (revenue to record in FY23 M2 report while expenditure is recorded in FY22 M2 report)

**Legend**

Project	Description
A-M	Freeway Projects
O	Regional Capacity Program (RCP)
P	Regional Traffic Signal Synchronization Program (RTSSP)
Q	Local Fair Share
R	High Frequency Metrolink Service
S	Transit Extensions to Metrolink
T	Convert Metrolink Station(s) to Regional Gateways that connect Orange County with High-Speed Rail Systems
U	Senior Mobility Program or Senior Non-Emergency Medical Program
V	Community Based Transit/Circulators
W	Safe Transit Stops
X	Environmental Cleanup Program (Water Quality)



M2 Expenditure Report  
Fiscal Year Ended June 30, 2022

I hereby certify that:

All the information attached herein and included in schedules 1 through 4 is true and accurate to the best of my knowledge;

The interest earned on Net Revenues allocated pursuant to the Ordinance shall be expended only for those purposes for which the Net Revenues were allocated;

The City/County of ORANGE is aware of the State Controller's "Guidelines Relating to Gas Tax Expenditures for Cities and Counties", which is a guide for determining MOE Expenditures for M2 Eligibility purposes;

The City/County's Expenditure Report is in compliance with direction provided in the State Controller's "Guidelines Relating to Gas Tax Expenditures for Cities and Counties;" and

The City/County of ORANGE has expended in this fiscal year an amount of local discretionary funds for streets and roads purposes at least equal to one of the maintenance of effort requirements below<sup>10</sup>:

A) The City/County met the existing FY 2021-22 MOE benchmark dollar amount.

B) The City/County met a proportional MOE benchmark amount of FY 2020-21 General Funds Revenues that is at least equal to the percent listed in column C of Exhibit 2 in the M2 Eligibility Guidelines.<sup>13</sup>

Will Kolbow

10/18/2022

\_\_\_\_\_  
Director of Finance (Print Name)

\_\_\_\_\_  
Date



\_\_\_\_\_  
Signature

<sup>13</sup> An Actual General Fund Revenue excerpt from a jurisdiction's Annual Comprehensive Finance Report (ACFR) must be provided as backup documentation.

**RESOLUTION NO. 11420**

**A RESOLUTION OF THE CITY COUNCIL OF THE  
CITY OF ORANGE CONCERNING THE FISCAL  
YEAR 2021-2022 MEASURE M2 EXPENDITURE  
REPORT FOR THE CITY OF ORANGE**

**WHEREAS**, local jurisdictions are required to meet eligibility requirements and submit eligibility verification packages to the Orange County Transportation Authority (OCTA) in order to remain eligible to receive M2 funds; and

**WHEREAS**, local jurisdictions are required to adopt an annual M2 Expenditure Report as part of one of the eligibility requirements; and

**WHEREAS**, local jurisdictions are required to account for Net Revenues, developer/traffic impact fees, and funds expended by local jurisdiction in the M2 Expenditure Report that satisfy the Maintenance of Effort requirements; and

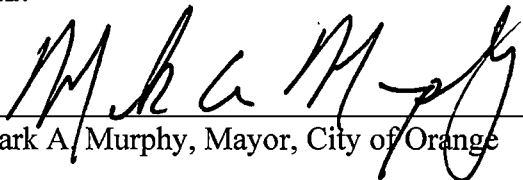
**WHEREAS**, the M2 Expenditure Report shall include all Net Revenue fund balances, interest earned, and expenditures identified by type and program or project; and

**WHEREAS**, the M2 Expenditure Report must be adopted and submitted to the OCTA each year within six months of the end of the local jurisdiction's fiscal year to be eligible to receive Net Revenues as part of M2.


**NOW, THEREFORE, BE IT RESOLVED** that the City Council of the City of Orange does hereby inform OCTA that:

- a) The M2 Expenditure Report is in conformance with the template provided in the Measure M2 Eligibility Guidelines and accounts for Net Revenues including interest earned, expenditures during the fiscal year, and balances at the end of fiscal year.
- b) The M2 Expenditure Report is hereby adopted by the City of Orange.
- c) The City of Orange Finance Director is hereby authorized to sign and submit the M2 Expenditure Report to OCTA for the fiscal year ending June 30, 2022.

**ADOPTED** this 15th day of November 2022.

  
\_\_\_\_\_  
Mark A. Murphy, Mayor, City of Orange

**ATTEST:**

  
\_\_\_\_\_  
Pamela Coleman, City Clerk, City of Orange

STATE OF CALIFORNIA )  
COUNTY OF ORANGE ) ss.  
CITY OF ORANGE )

I, PAMELA COLEMAN, City Clerk of the City of Orange, California, do hereby certify that the foregoing Resolution was duly and regularly adopted by the City Council of the City of Orange at an Adjourned Regular Meeting thereof held on the 15th day of November 2022, by the following vote:

AYES: COUNCILMEMBERS: Nichols, Monaco, Barrios, Dumitru, Tavoularis,  
Gutierrez, and Murphy  
NOES: COUNCILMEMBERS: None  
ABSENT: COUNCILMEMBERS: None  
ABSTAIN: COUNCILMEMBERS: None

  
\_\_\_\_\_  
Pamela Coleman, City Clerk, City of Orange



**Orange County Transportation Authority**

**M2 Fact Sheet**

**City of Placentia**

**Fiscal Year Ended June 30, 2022**

Council Action 12/6/2022

Signed Resolution Yes

Revised Final Report? No

	<u>Actual</u>	<u>Benchmark</u>
<b>MOE Expenditures</b>	\$2,981,454	\$770,006

Project	Beginning Balance A	Revenues Claimed B	Expenditures C	Ending Balance D	Verify A+B-C-D
M2 Fairshare	574,316	620,529	333,665	861,181	0
M2 Fairshare Interest	3,637	1,166	0	4,803	0
SMP or Senior Non-Emergency Medical	81,005	-9,878	0	71,126	0
SMP or Senior Non-Emergency Medical Interest	984	96	0	1,080	0
Water Quality Program (Project X)	0	0	158,376	-158,376	0
Water Quality Program (Project X) Interest	0	0	0	0	0
Other	0	416,703	416,703	0	0
Other Interest	0	0	0	0	0
<b>Grand Total</b>	<b>659,941</b>	<b>1,028,616</b>	<b>908,744</b>	<b>779,813</b>	<b>0</b>



**M2 Expenditure Report**  
**Fiscal Year Ended June 30, 2022**  
**Beginning and Ending Balances**

Description		Line No.	Amount	Interest
<b>Balances at Beginning of Fiscal Year</b>				
<b>A-M</b>	Freeway Projects	1	\$ -	\$ -
<b>O</b>	Regional Capacity Program (RCP)	2	\$ -	\$ -
<b>P</b>	Regional Traffic Signal Synchronization Program (RTSSP)	3	\$ -	\$ -
<b>Q</b>	Local Fair Share	4	\$ 574,315.96	\$ 1,732.38
<b>R</b>	High Frequency Metrolink Service	5	\$ -	\$ -
<b>S</b>	Transit Extensions to Metrolink	6	\$ -	\$ -
<b>T</b>	Convert Metrolink Station(s) to Regional Gateways that connect Orange County with High-Speed Rail Systems	7	\$ -	\$ -
<b>U</b>	Senior Mobility Program or Senior Non-Emergency Medical Program	8	\$ 81,004.42	\$ 2,888.38
<b>V</b>	Community Based Transit/Circulators	9	\$ -	\$ -
<b>W</b>	Safe Transit Stops	10	\$ -	\$ -
<b>X</b>	Environmental Cleanup Program (Water Quality)	11	\$ 0.19	\$ -
	Other*	12	\$ -	\$ -
<b>Balances at Beginning of Fiscal Year</b>		13	\$ 655,320.57	\$ 4,620.76
	Monies Made Available During Fiscal Year	14	\$ 1,027,354.00	\$ 1,262.00
<b>Total Monies Available (Sum Lines 13 &amp; 14)</b>		15	\$ 1,682,674.57	\$ 5,882.76
	Expenditures During Fiscal Year	16	\$ 908,744.18	\$ -
<b>Balances at End of Fiscal Year</b>				
<b>A-M</b>	Freeway Projects	17	\$ -	\$ -
<b>O</b>	Regional Capacity Program (RCP)	18	\$ -	\$ -
<b>P</b>	Regional Traffic Signal Synchronization Program (RTSSP)	19	\$ -	\$ -
<b>Q</b>	Local Fair Share	20	\$ 861,180.24	\$ 2,898.09
<b>R</b>	High Frequency Metrolink Service	21	\$ -	\$ -
<b>S</b>	Transit Extensions to Metrolink	22	\$ -	\$ -
<b>T</b>	Convert Metrolink Station(s) to Regional Gateways that connect Orange County with High-Speed Rail Systems	23	\$ -	\$ -
<b>U</b>	Senior Mobility Program or Senior Non-Emergency Medical Program	24	\$ 71,125.96	\$ 2,984.67
<b>V</b>	Community Based Transit/Circulators	25	\$ -	\$ -
<b>W</b>	Safe Transit Stops	26	\$ -	\$ -
<b>X</b>	Environmental Cleanup Program (Water Quality)	27	\$ (158,375.81)	\$ -
	Other*	28	\$ -	\$ -

\* Please provide a specific description

**M2 Expenditure Report**  
**Fiscal Year Ended June 30, 2022**  
**Sources and Uses**

Description		Line No.	Amount	Interest
<b>Revenues:</b>				
<b>A-M</b>	Freeway Projects	1	\$ -	\$ -
<b>O</b>	Regional Capacity Program (RCP)	2	\$ -	\$ -
<b>P</b>	Regional Traffic Signal Synchronization Program (RTSSP)	3	\$ -	\$ -
<b>Q</b>	Local Fair Share	4	\$ 620,529	\$ 1,166
<b>R</b>	High Frequency Metrolink Service	5	\$ -	\$ -
<b>S</b>	Transit Extensions to Metrolink	6	\$ -	\$ -
<b>T</b>	Convert Metrolink Station(s) to Regional Gateways that connect Orange County with High-Speed Rail Systems	7	\$ -	\$ -
<b>U</b>	Senior Mobility Program or Senior Non-Emergency Medical Program	8	\$ (9,878)	\$ 96
<b>V</b>	Community Based Transit/Circulators	9	\$ -	\$ -
<b>W</b>	Safe Transit Stops	10	\$ -	\$ -
<b>X</b>	Environmental Cleanup Program (Water Quality)	11	\$ -	\$ -
	Other: Measure M pledged for Debt Service	12	\$ 416,703	\$ -
<b>TOTAL REVENUES (Sum lines 1 to 12)</b>		13	\$ 1,027,354	\$ 1,262
<b>Expenditures:</b>				
<b>A-M</b>	Freeway Projects	14	\$ -	\$ -
<b>O</b>	Regional Capacity Program (RCP)	15	\$ -	\$ -
<b>P</b>	Regional Traffic Signal Synchronization Program (RTSSP)	16	\$ -	\$ -
<b>Q</b>	Local Fair Share	17	\$ 333,665	\$ -
<b>R</b>	High Frequency Metrolink Service	18	\$ -	\$ -
<b>S</b>	Transit Extensions to Metrolink	19	\$ -	\$ -
<b>T</b>	Convert Metrolink Station(s) to Regional Gateways that connect Orange County with High-Speed Rail Systems	20	\$ -	\$ -
<b>U</b>	Senior Mobility Program or Senior Non-Emergency Medical Program	21	\$ -	\$ -
<b>V</b>	Community Based Transit/Circulators	22	\$ -	\$ -
<b>W</b>	Safe Transit Stops	23	\$ -	\$ -
<b>X</b>	Environmental Cleanup Program (Water Quality)	24	\$ 158,376	\$ -
	Other: Debt Service Payment	25	\$ 416,703	\$ -
<b>TOTAL EXPENDITURES (Sum lines 14 to 25)</b>		26	\$ 908,744	\$ -
<b>TOTAL BALANCE (Subtract line 26 from 13)</b>		27	\$ 118,610	\$ 1,262

\* Please provide a specific description

**M2 Expenditure Report**  
**Fiscal Year Ended June 30, 2022**  
**Streets and Roads Detailed Use of Funds**

Type of Expenditure	Line No.	MOE	Developer / Impact Fees <sup>*</sup>	O	O Interest	P	P Interest	Q	Q Interest	X	X Interest	Other M2 <sup>2</sup>	Other M2 Interest	Other <sup>*</sup>	TOTAL
<b>Indirect and/or Overhead</b>	1	\$ 104,650	\$ -	\$ -	\$ -	\$ -	\$ -	\$ -	\$ -	\$ -	\$ -	\$ -	\$ -	\$ -	\$ 104,650
<b>Construction &amp; Right-of-Way</b>															
New Street Construction	2	\$ -	\$ -	\$ -	\$ -	\$ -	\$ -	\$ -	\$ -	\$ -	\$ -	\$ -	\$ -	\$ -	\$ -
Street Reconstruction	3	\$ 2,516,638.00	\$ -	\$ -	\$ -	\$ -	\$ -	\$ 268,105.73	\$ -	\$ -	\$ -	\$ -	\$ -	\$ -	\$ 2,784,744
Signals, Safety Devices, & Street Lights	4	\$ -	\$ -	\$ -	\$ -	\$ -	\$ -	\$ -	\$ -	\$ -	\$ -	\$ -	\$ -	\$ -	\$ -
Pedestrian Ways & Bikepaths	5	\$ -	\$ -	\$ -	\$ -	\$ -	\$ -	\$ -	\$ -	\$ -	\$ -	\$ -	\$ -	\$ -	\$ -
Storm Drains	6	\$ -	\$ -	\$ -	\$ -	\$ -	\$ -	\$ -	\$ -	\$ -	\$ -	\$ -	\$ -	\$ -	\$ -
Storm Damage	7	\$ -	\$ -	\$ -	\$ -	\$ -	\$ -	\$ -	\$ -	\$ -	\$ -	\$ -	\$ -	\$ -	\$ -
<b>Total Construction<sup>1</sup></b>	8	\$ 2,516,638.00	\$ -	\$ -	\$ -	\$ -	\$ -	\$ 268,105.73	\$ -	\$ -	\$ -	\$ -	\$ -	\$ -	\$ 2,784,744
Right of Way Acquisition	9	\$ -	\$ -	\$ -	\$ -	\$ -	\$ -	\$ -	\$ -	\$ -	\$ -	\$ -	\$ -	\$ -	\$ -
<b>Total Construction &amp; Right-of-Way</b>	10	\$ 2,516,638.00	\$ -	\$ -	\$ -	\$ -	\$ -	\$ 268,105.73	\$ -	\$ -	\$ -	\$ -	\$ -	\$ -	\$ 2,784,744
<b>Maintenance</b>															
Patching	11	\$ -	\$ -	\$ -	\$ -	\$ -	\$ -	\$ -	\$ -	\$ -	\$ -	\$ -	\$ -	\$ -	\$ -
Overlay & Sealing	12	\$ 96,002.00	\$ -	\$ -	\$ -	\$ -	\$ -	\$ 65,559.45	\$ -	\$ -	\$ -	\$ -	\$ -	\$ -	\$ 161,561
Street Lights & Traffic Signals	13	\$ 190,165.18	\$ 149,829.38	\$ -	\$ -	\$ -	\$ -	\$ -	\$ -	\$ -	\$ -	\$ -	\$ -	\$ -	\$ 339,995
Storm Damage	14	\$ -	\$ -	\$ -	\$ -	\$ -	\$ -	\$ -	\$ -	\$ -	\$ -	\$ -	\$ -	\$ -	\$ -
Other Street Purpose Maintenance	15	\$ 73,998.99	\$ -	\$ -	\$ -	\$ -	\$ -	\$ -	\$ -	\$ 158,376.00	\$ -	\$ -	\$ -	\$ -	\$ 232,375
<b>Total Maintenance<sup>1</sup></b>	16	\$ 360,166.17	\$ 149,829.38	\$ -	\$ -	\$ -	\$ -	\$ 65,559.45	\$ -	\$ 158,376.00	\$ -	\$ -	\$ -	\$ -	\$ 733,931
<b>Other</b>	17		\$ -	\$ -	\$ -	\$ -	\$ -	\$ -	\$ -	\$ -	\$ -	\$ -	\$ -	\$ 416,703.00	\$ 416,703
<b>GRAND TOTALS (Sum Lines 1, 10, 16, 17)</b>	18	\$ 2,981,454	\$ 149,829	\$ -	\$ -	\$ -	\$ -	\$ 333,665	\$ -	\$ 158,376	\$ -	\$ -	\$ -	\$ 416,703	\$ 4,040,027
<b>Finance Director Confirmation</b>	19	Any California State Constitution Article XIX streets and road eligible expenditure may be "counted" in local jurisdictions' calculation of MOE if the activity is supported (funded) by a local jurisdictions' discretionary funds (e.g. general fund). The California State Controller also provides useful information on Article XIX and the Streets and Highways Code eligible expenditures in its "Guidelines Relating to Gas Tax Expenditures for Cities and Counties". I have reviewed and am aware of these guidelines and their applicability in calculating and reporting on Maintenance of Effort expenditures.  Finance Director initial: <u>          <i>RL</i>          </u>													

<sup>1</sup> Includes direct charges for staff time  
<sup>2</sup> Other M2 includes A-M, R,S,T,U,V, and W  
 + Transportation related only  
 \* Please provide a specific description

Project	Description
A-M	Freeway Projects
O	Regional Capacity Program (RCP)
P	Regional Traffic Signal Synchronization Program (RTSSP)
Q	Local Fair Share
R	High Frequency Metrolink Service
S	Transit Extensions to Metrolink
T	Convert Metrolink Station(s) to Regional Gateways that connect Orange County with High-Speed Rail Systems
U	Senior Mobility Program or Senior Non-Emergency Medical Program
V	Community Based Transit/Circulators
W	Safe Transit Stops
X	Environmental Cleanup Program (Water Quality)



**M2 Expenditure Report  
Fiscal Year Ended June 30, 2022**

I hereby certify that:

All the information attached herein and included in schedules 1 through 4 is true and accurate to the best of my knowledge;

The interest earned on Net Revenues allocated pursuant to the Ordinance shall be expended only for those purposes for which the Net Revenues were allocated;

The City/County of Placentia is aware of the State Controller's "Guidelines Relating to Gas Tax Expenditures for Cities and Counties", which is a guide for determining MOE Expenditures for M2 Eligibility purposes;

The City/County's Expenditure Report is in compliance with direction provided in the State Controller's "Guidelines Relating to Gas Tax Expenditures for Cities and Counties;" and

The City/County of Placentia has expended in this fiscal year an amount of local discretionary funds for streets and roads purposes at least equal to one of the maintenance of effort requirements below<sup>10</sup>:

A) The City/County met the existing FY 2021-22 MOE benchmark dollar amount.

B) The City/County met a proportional MOE benchmark amount of FY 2021-22 General Funds Revenues that is at least equal to the percent listed in column C of Exhibit 2 in the M2 Eligibility Guidelines.<sup>13</sup>

Jennifer Lampman  
Director of Finance (Print Name)

12/14/22  
Date

[Signature]  
Signature

<sup>13</sup> An Actual General Fund Revenue excerpt from a jurisdiction's Annual Comprehensive Finance Report (ACFR) must be provided as backup documentation.

**RESOLUTION NO. R-2022-82**

**A RESOLUTION OF THE CITY COUNCIL OF THE CITY OF PLACENTIA, CALIFORNIA, CONCERNING THE FISCAL YEAR 2021-22 MEASURE M2 (M2) EXPENDITURE REPORT FOR THE CITY OF PLACENTIA**

**A. Recitals**

(i). Local jurisdictions are required to meet eligibility requirements and submit eligibility verification packages to the Orange County Transportation Authority (OCTA) in order to remain eligible to receive M2 funds; and

(ii). Local jurisdictions are required to adopt an annual M2 Expenditure Report as part of one of the eligibility requirements; and

(iii). Local jurisdictions are required to account for Net Revenues, developer/traffic impact fees, and funds expended by local jurisdiction in the M2 Expenditure Report that satisfy the Maintenance of Effort requirements; and

(iv). The M2 Expenditure Report shall include all Net Revenue fund balances, interest earned and expenditures identified by type and program or project; and

(v). The M2 Expenditure Report must be adopted and submitted to the OCTA each year within six months of the end of the local jurisdiction's fiscal year to be eligible to receive Net Revenues as part of M2.

**B. Resolution**

NOW, THEREFORE, THE CITY COUNCIL OF THE CITY OF PLACENTIA DOES HEREBY FIND, DETERMINE AND RESOLVE AS FOLLOWS:

1. The M2 Expenditure Report is in conformance with the template provided in the Measure M2 Eligibility Guidelines and accounts for Net Revenues including interest earned, expenditures during the fiscal year, and balances at the end of fiscal year.
2. The M2 Expenditure Report is hereby adopted by the City of Placentia.
3. The City of Placentia Finance Director is hereby authorized to sign and submit the M2 Expenditure Report to OCTA for the fiscal year ending June 30, 2022.

APPROVED and ADOPTED this 6<sup>th</sup> day of December 2022



Rhonda Shader, Mayor

ATTEST:



Robert S. McKinnell, City Clerk



STATE OF CALIFORNIA  
COUNTY OF ORANGE

I, Robert S. McKinnell, City Clerk of the City of Placentia do hereby certify that the foregoing Resolution was adopted at a regular meeting of the City Council held on the 6<sup>th</sup> day of December 2022 by the following vote:

AYES:	Councilmembers:	Green, Smith, Yamaguchi, Wanke, Shader
NOES:	Councilmembers:	None
ABSENT:	Councilmembers:	None
ABSTAIN:	Councilmembers:	None



Robert S. McKinnell, City Clerk

APPROVED AS TO FORM:

  
Christian L. Bettenhausen, City Attorney



**Orange County Transportation Authority**

**M2 Fact Sheet**

**City of Rancho Santa Margarita  
Fiscal Year Ended June 30, 2022**

Council Action 11/9/2022  
Signed Resolution Yes  
Revised Final Report? No

	<u>Actual</u>	<u>Benchmark</u>
MOE Expenditures	\$688,337	\$428,337

Project	Beginning Balance A	Revenues Claimed B	Expenditures C	Ending Balance D	Verify A+B-C-D
M2 Fairshare	349,243	930,570	575,054	704,759	0
M2 Fairshare Interest	0	-4,135	1,708	-5,843	0
SMP or Senior Non-Emergency Medical	53,890	35,826	7,781	81,934	0
SMP or Senior Non-Emergency Medical Interest	0	115	115	0	0
Community Based Transit/Circulators	0	0	0	0	0
Community Based Transit/Circulators Interest	0	0	0	0	0
Water Quality Program (Project X)	0	0	0	0	0
Water Quality Program (Project X) Interest	0	0	0	0	0
<b>Grand Total</b>	<b>403,132</b>	<b>962,376</b>	<b>584,658</b>	<b>780,850</b>	<b>0</b>



**M2 Expenditure Report  
Fiscal Year Ended June 30, 2022  
Beginning and Ending Balances**

Description	Line No.	Amount	Interest
<b>Balances at Beginning of Fiscal Year</b>			
<b>A-M</b> Freeway Projects	1	\$ -	\$ -
<b>O</b> Regional Capacity Program (RCP)	2	\$ -	\$ -
<b>P</b> Regional Traffic Signal Synchronization Program (RTSSP)	3	\$ -	\$ -
<b>Q</b> Local Fair Share	4	\$ 349,241.00	\$ -
<b>R</b> High Frequency Metrolink Service	5	\$ -	\$ -
<b>S</b> Transit Extensions to Metrolink	6	\$ -	\$ -
<b>T</b> Convert Metrolink Station(s) to Regional Gateways that connect Orange County with High-Speed Rail Systems	7	\$ -	\$ -
<b>U</b> Senior Mobility Program or Senior Non-Emergency Medical Program	8	\$ 53,890.00	\$ -
<b>V</b> Community Based Transit/Circulators	9	\$ -	\$ -
<b>W</b> Safe Transit Stops	10	\$ -	\$ -
<b>X</b> Environmental Cleanup Program (Water Quality)	11	\$ -	\$ -
Other*	12	\$ -	\$ -
<b>Balances at Beginning of Fiscal Year</b>	13	\$ 403,131.00	\$ -
Monies Made Available During Fiscal Year	14	\$ 966,396.00	\$ (4,020)
<b>Total Monies Available (Sum Lines 13 &amp; 14)</b>	15	\$ 1,369,527.00	\$ (4,020)
Expenditures During Fiscal Year	16	\$ 582,835.00	\$ 1,823
<b>Balances at End of Fiscal Year</b>			
<b>A-M</b> Freeway Projects	17	\$ -	\$ -
<b>O</b> Regional Capacity Program (RCP)	18	\$ -	\$ -
<b>P</b> Regional Traffic Signal Synchronization Program (RTSSP)	19	\$ -	\$ -
<b>Q</b> Local Fair Share	20	\$ 704,757.00	\$ (5,843)
<b>R</b> High Frequency Metrolink Service	21	\$ -	\$ -
<b>S</b> Transit Extensions to Metrolink	22	\$ -	\$ -
<b>T</b> Convert Metrolink Station(s) to Regional Gateways that connect Orange County with High-Speed Rail Systems	23	\$ -	\$ -
<b>U</b> Senior Mobility Program or Senior Non-Emergency Medical Program	24	\$ 81,935.00	\$ -
<b>V</b> Community Based Transit/Circulators	25	\$ -	\$ -
<b>W</b> Safe Transit Stops	26	\$ -	\$ -
<b>X</b> Environmental Cleanup Program (Water Quality)	27	\$ -	\$ -
Other*	28	\$ -	\$ -

\* Please provide a specific description

**M2 Expenditure Report**  
**Fiscal Year Ended June 30, 2022**  
**Sources and Uses**

Description		Line No.	Amount	Interest
<b>Revenues:</b>				
<b>A-M</b>	Freeway Projects	1	\$ -	\$ -
<b>O</b>	Regional Capacity Program (RCP)	2	\$ -	\$ -
<b>P</b>	Regional Traffic Signal Synchronization Program (RTSSP)	3	\$ -	\$ -
<b>Q</b>	Local Fair Share	4	\$ 930,570	\$ (4,135)
<b>R</b>	High Frequency Metrolink Service	5	\$ -	\$ -
<b>S</b>	Transit Extensions to Metrolink	6	\$ -	\$ -
<b>T</b>	Convert Metrolink Station(s) to Regional Gateways that connect Orange County with High-Speed Rail Systems	7	\$ -	\$ -
<b>U</b>	Senior Mobility Program or Senior Non-Emergency Medical Program	8	\$ 35,826	\$ 115
<b>V</b>	Community Based Transit/Circulators	9	\$ -	\$ -
<b>W</b>	Safe Transit Stops	10	\$ -	\$ -
<b>X</b>	Environmental Cleanup Program (Water Quality)	11	\$ -	\$ -
	Other*	12	\$ -	\$ -
<b>TOTAL REVENUES (Sum lines 1 to 12)</b>		13	\$ 966,396	\$ (4,020)
<b>Expenditures:</b>				
<b>A-M</b>	Freeway Projects	14	\$ -	\$ -
<b>O</b>	Regional Capacity Program (RCP)	15	\$ -	\$ -
<b>P</b>	Regional Traffic Signal Synchronization Program (RTSSP)	16	\$ -	\$ -
<b>Q</b>	Local Fair Share	17	\$ 575,054	\$ 1,708
<b>R</b>	High Frequency Metrolink Service	18	\$ -	\$ -
<b>S</b>	Transit Extensions to Metrolink	19	\$ -	\$ -
<b>T</b>	Convert Metrolink Station(s) to Regional Gateways that connect Orange County with High-Speed Rail Systems	20	\$ -	\$ -
<b>U</b>	Senior Mobility Program or Senior Non-Emergency Medical Program	21	\$ 7,781	\$ 115
<b>V</b>	Community Based Transit/Circulators	22	\$ -	\$ -
<b>W</b>	Safe Transit Stops	23	\$ -	\$ -
<b>X</b>	Environmental Cleanup Program (Water Quality)	24	\$ -	\$ -
	Other*	25	\$ -	\$ -
<b>TOTAL EXPENDITURES (Sum lines 14 to 25)</b>		26	\$ 582,835	\$ 1,823
<b>TOTAL BALANCE (Subtract line 26 from 13)</b>		27	\$ 383,561	\$ (5,843)

\* Please provide a specific description

Note:

The overall interest income for Local Fair Share reflects a negative balance due to the LAIF Fair Market Value (FMV) audit adjusting journal entry required by GASB. The positive interest income is netted against the FMV amount, and this year, this calculation netted a negative amount. The FMV adjustment reflects a negative amount in the fund, because the FMV percentage, used in the calculation, was below 1%, reflecting an unrealized loss on investments. The journal entry is purely for audit purposes and does not reflect an actual loss to the Measure M fund. Each fiscal year, the prior year's entry is reversed and a current entry is made based on the LAIF FMV determined at the end of each fiscal year. It should be expected for this calculation to fluctuate from year to year, and will likely have more of an impact when there are larger swings in market values from year to year.

**M2 Expenditure Report**  
**Fiscal Year Ended June 30, 2022**  
**Streets and Roads Detailed Use of Funds**

Type of Expenditure	Line No.	MOE	Developer / Impact Fees <sup>1</sup>	O	O Interest	P	P Interest	Q	Q Interest	X	X Interest	Other M2 <sup>2</sup>	Other M2 Interest	Other*	TOTAL
<b>Indirect and/or Overhead</b>	1	\$ -	\$ -	\$ -	\$ -	\$ -	\$ -	\$ -	\$ -	\$ -	\$ -	\$ -	\$ -	\$ -	\$ -
<b>Construction &amp; Right-of-Way</b>															
New Street Construction	2	\$ -	\$ -	\$ -	\$ -	\$ -	\$ -	\$ -	\$ -	\$ -	\$ -	\$ -	\$ -	\$ -	\$ -
Street Reconstruction	3	\$ -	\$ -	\$ -	\$ -	\$ -	\$ -	\$ -	\$ -	\$ -	\$ -	\$ -	\$ -	\$ -	\$ -
Signals, Safety Devices, & Street Lights	4	\$ -	\$ -	\$ -	\$ -	\$ -	\$ -	\$ -	\$ -	\$ -	\$ -	\$ -	\$ -	\$ -	\$ -
Pedestrian Ways & Bikepaths	5	\$ -	\$ -	\$ -	\$ -	\$ -	\$ -	\$ -	\$ -	\$ -	\$ -	\$ -	\$ -	\$ -	\$ -
Storm Drains	6	\$ -	\$ -	\$ -	\$ -	\$ -	\$ -	\$ -	\$ -	\$ -	\$ -	\$ -	\$ -	\$ -	\$ -
Storm Damage	7	\$ -	\$ -	\$ -	\$ -	\$ -	\$ -	\$ -	\$ -	\$ -	\$ -	\$ -	\$ -	\$ -	\$ -
<b>Total Construction<sup>1</sup></b>	8	\$ -	\$ -	\$ -	\$ -	\$ -	\$ -	\$ -	\$ -	\$ -	\$ -	\$ -	\$ -	\$ -	\$ -
Right of Way Acquisition	9	\$ -	\$ -	\$ -	\$ -	\$ -	\$ -	\$ -	\$ -	\$ -	\$ -	\$ -	\$ -	\$ -	\$ -
<b>Total Construction &amp; Right-of-Way</b>	10	\$ -	\$ -	\$ -	\$ -	\$ -	\$ -	\$ -	\$ -	\$ -	\$ -	\$ -	\$ -	\$ -	\$ -
<b>Maintenance</b>															
Patching	11	\$ -	\$ -	\$ -	\$ -	\$ -	\$ -	\$ 325,038	\$ 1,708	\$ -	\$ -	\$ -	\$ -	\$ -	\$ 326,746
Overlay & Sealing	12	\$ -	\$ -	\$ -	\$ -	\$ -	\$ -	\$ -	\$ -	\$ -	\$ -	\$ -	\$ -	\$ -	\$ -
Street Lights & Traffic Signals	13	\$ 260,000	\$ -	\$ -	\$ -	\$ -	\$ -	\$ 229,885	\$ -	\$ -	\$ -	\$ -	\$ -	\$ -	\$ 489,885
Storm Damage	14	\$ -	\$ -	\$ -	\$ -	\$ -	\$ -	\$ -	\$ -	\$ -	\$ -	\$ -	\$ -	\$ -	\$ -
Other Street Purpose Maintenance	15	\$ 428,337	\$ -	\$ -	\$ -	\$ -	\$ -	\$ 20,130	\$ -	\$ -	\$ -	\$ -	\$ -	\$ -	\$ 448,467
<b>Total Maintenance<sup>1</sup></b>	16	\$ 688,337	\$ -	\$ -	\$ -	\$ -	\$ -	\$ 575,054	\$ 1,708	\$ -	\$ -	\$ -	\$ -	\$ -	\$ 1,265,099
<b>Other</b>	17	\$ -	\$ -	\$ -	\$ -	\$ -	\$ -	\$ -	\$ -	\$ -	\$ -	\$ 7,781	\$ 115	\$ -	\$ 7,896
<b>GRAND TOTALS (Sum Lines 1, 10, 16, 17)</b>	18	\$ 688,337	\$ -	\$ -	\$ -	\$ -	\$ -	\$ 575,054	\$ 1,708	\$ -	\$ -	\$ 7,781	\$ 115	\$ -	\$ 1,272,995
<b>Finance Director Confirmation</b>	19	Any California State Constitution Article XIX streets and road eligible expenditure may be "counted" in local jurisdictions' calculation of MOE if the activity is supported (funded) by a local jurisdictions' discretionary funds (e.g. general fund). The California State Controller also provides useful information on Article XIX and the Streets and Highways Code eligible expenditures in its "Guidelines Relating to Gas Tax Expenditures for Cities and Counties". I have reviewed and am aware of these guidelines and their applicability in calculating and reporting on Maintenance of Effort expenditures.  Finance Director initial: <u>                    </u>													

<sup>1</sup> Includes direct charges for staff time  
<sup>2</sup> Other M2 includes A-M, R,S,T,U,V, and W  
 + Transportation related only  
 \* Please provide a specific description

Project	Description
A-M	Freeway Projects
O	Regional Capacity Program (RCP)
P	Regional Traffic Signal Synchronization Program (RTSSP)
Q	Local Fair Share
R	High Frequency Metrolink Service
S	Transit Extensions to Metrolink
T	Convert Metrolink Station(s) to Regional Gateways that connect Orange County with High-Speed Rail Systems
U	Senior Mobility Program or Senior Non-Emergency Medical Program
V	Community Based Transit/Circulators
W	Safe Transit Stops
X	Environmental Cleanup Program (Water Quality)



**M2 Expenditure Report  
Fiscal Year Ended June 30, 2022**

I hereby certify that:

All the information attached herein and included in schedules 1 through 4 is true and accurate to the best of my knowledge;

The interest earned on Net Revenues allocated pursuant to the Ordinance shall be expended only for those purposes for which the Net Revenues were allocated;

The City of Rancho Santa Margarita is aware of the State Controller's "Guidelines Relating to Gas Tax Expenditures for Cities and Counties", which is a guide for determining MOE Expenditures for M2 Eligibility purposes;

The City's Expenditure Report is in compliance with direction provided in the State Controller's "Guidelines Relating to Gas Tax Expenditures for Cities and Counties;" and


The City of Rancho Santa Margarita has expended in this fiscal year an amount of local discretionary funds for streets and roads purposes at least equal to one of the maintenance of effort requirements below<sup>10</sup>:

A) The City/County met the existing FY 2021-22 MOE benchmark dollar amount.

B) The City/County met a proportional MOE benchmark amount of FY 2020-21 General Funds Revenues that is at least equal to the percent listed in column C of Exhibit 2 in the M2 Eligibility Guidelines.<sup>13</sup>

Stefanie Turner  
\_\_\_\_\_  
Director of Finance (Print Name)

10/25/2022  
\_\_\_\_\_  
Date

  
\_\_\_\_\_  
Signature

<sup>13</sup> An Actual General Fund Revenue excerpt from a jurisdiction's Annual Comprehensive Finance Report (ACFR) must be provided as backup documentation.

RESOLUTION NO. 22-11-09-01

A RESOLUTION OF THE CITY COUNCIL OF THE CITY OF RANCHO SANTA MARGARITA, CALIFORNIA, APPROVING THE MEASURE M2 ("M2") EXPENDITURE REPORT FOR FISCAL YEAR 2021/22 FOR THE CITY OF RANCHO SANTA MARGARITA, CALIFORNIA

The City Council of the City of Rancho Santa Margarita, California, hereby finds, determines, declares, and resolves as follows:

WHEREAS, local jurisdictions are required to meet eligibility requirements and submit eligibility verification packages to Orange County Transportation Authority (OCTA) in order to remain eligible to receive M2 funds.

WHEREAS, local jurisdictions are required to adopt an annual Expenditure Report as part of one of the eligibility requirements.

WHEREAS, local jurisdictions are required to account for Net Revenues, developer/traffic impact fees, and funds expended by local jurisdiction in the Expenditure Report that satisfy the Maintenance of Effort requirements; and

WHEREAS, the Expenditure Report shall include all Net Revenue fund balances, interest earned and expenditures identified by type and program or project; and

WHEREAS, the Expenditure Report must be adopted and submitted to the OCTA each year within six months of the end of the local jurisdiction's fiscal year to be eligible to receive Net Revenues as part of M2.

NOW, THEREFORE, THE CITY COUNCIL OF THE CITY OF RANCHO SANTA MARGARITA, CALIFORNIA, DOES RESOLVE, DECLARE, DETERMINE, AND ORDER AS FOLLOWS:

SECTION 1. The M2 Expenditure Report attached hereto as Exhibit 1 and incorporated herein by this reference, is in conformance with the M2 Expenditure Report Template provided in the Measure M2 Eligibility Guidelines and accounts for Net Revenues including interest earned, expenditures during the fiscal year, and balances at the end of the fiscal year.

SECTION 2. That the City Council of Rancho Santa Margarita hereby approves the City of Rancho Santa Margarita annual M2 Expenditure Report attached hereto as Exhibit 1 and incorporated herein by this reference, in conformance with the M2 requirements.

SECTION 3. The City of Rancho Santa Margarita Finance Director is hereby authorized to sign and directed to submit the annual M2 Expenditure Report for fiscal year 2021/22 within six months of the end of the fiscal year as required in order to maintain

eligibility for any Measure M2 funds and transmit eligibility documents to the Orange County Transportation Authority.

SECTION 4. That the City Clerk shall certify as to the adoption of this Resolution.

PASSED, APPROVED, AND ADOPTED THIS 9<sup>TH</sup> DAY OF NOVEMBER, 2022.

  
\_\_\_\_\_  
ANNE D. FIGUEROA, MAYOR

CERTIFICATE OF ATTESTATION AND ORIGINALITY


I, Amy Diaz, City Clerk of the City of Rancho Santa Margarita, California, hereby attest to and certify that the foregoing resolution is the original resolution adopted by the Rancho Santa Margarita City Council at its regular meeting held on the 9th day of November 2022, by the following vote:

AYES: Council Members Beall, Gamble, McGirr, Mayor Pro Tempore Holloway and Mayor Figueroa (5)

NOES: None (0)

ABSENT: None (0)

ABSTAIN: None (0)

  
\_\_\_\_\_  
AMY DIAZ, CITY CLERK



**Orange County Transportation Authority**

**M2 Fact Sheet**

**City of San Clemente**

**Fiscal Year Ended June 30, 2022**

**Council Action** 12/20/2022

**Signed Resolution** Yes

**Revised Final Report?** No

	<u>Actual</u>	<u>Benchmark</u>
<b>MOE Expenditures</b>	\$4,372,916	\$1,316,842

Project	Beginning Balance A	Revenues Claimed B	Expenditures C	Ending Balance D	Verify A+B-C-D
M2 Fairshare	218,453	1,282,607	883,172	617,887	0
M2 Fairshare Interest	0	5,250	5,250	0	0
Regional Traffic Signal Synchronization Program	-1	10,080	10,080	-1	0
Regional Traffic Signal Synchronization Program Inte	0	0	0	0	0
SMP or Senior Non-Emergency Medical	166,725	97,309	22,620	241,415	0
SMP or Senior Non-Emergency Medical Interest	0	-4,280	0	-4,280	0
Community Based Transit/Circulators	-311,827	362,156	688,574	-638,245	0
Community Based Transit/Circulators Interest	0	0	0	0	0
Water Quality Program (Project X)	0	220,000	220,000	0	0
Water Quality Program (Project X) Interest	0	0	0	0	0
<b>Grand Total</b>	<b>73,350</b>	<b>1,973,122</b>	<b>1,829,696</b>	<b>216,776</b>	<b>0</b>



**M2 Expenditure Report**  
**Fiscal Year Ended June 30, 2022**  
**Beginning and Ending Balances**

Description		Line No.	Amount	Interest
<b>Balances at Beginning of Fiscal Year</b>				
<b>A-M</b>	Freeway Projects	1	\$ -	\$ -
<b>O</b>	Regional Capacity Program (RCP)	2	\$ -	\$ -
<b>P</b>	Regional Traffic Signal Synchronization Program (RTSSP)	3	\$ -	\$ -
<b>Q</b>	Local Fair Share	4	\$ 218,453.00	\$ -
<b>R</b>	High Frequency Metrolink Service	5	\$ -	\$ -
<b>S</b>	Transit Extensions to Metrolink	6	\$ -	\$ -
<b>T</b>	Convert Metrolink Station(s) to Regional Gateways that connect Orange County with High-Speed Rail Systems	7	\$ -	\$ -
<b>U</b>	Senior Mobility Program or Senior Non-Emergency Medical Program	8	\$ 166,725.00	\$ -
<b>V</b>	Community Based Transit/Circulators	9	\$ (311,826.00)	\$ -
<b>W</b>	Safe Transit Stops	10	\$ -	\$ -
<b>X</b>	Environmental Cleanup Program (Water Quality)	11	\$ -	\$ -
	Other*	12	\$ -	\$ -
<b>Balances at Beginning of Fiscal Year</b>		13	\$ 73,352.00	\$ -
	Monies Made Available During Fiscal Year	14	\$ 1,972,152.00	\$ 970
<b>Total Monies Available (Sum Lines 13 &amp; 14)</b>		15	\$ 2,045,504.00	\$ 970
	Expenditures During Fiscal Year	16	\$ 1,824,446.00	\$ 5,250
<b>Balances at End of Fiscal Year</b>				
<b>A-M</b>	Freeway Projects	17	\$ -	\$ -
<b>O</b>	Regional Capacity Program (RCP)	18	\$ -	\$ -
<b>P</b>	Regional Traffic Signal Synchronization Program (RTSSP)	19	\$ -	\$ -
<b>Q</b>	Local Fair Share	20	\$ 617,888.00	\$ -
<b>R</b>	High Frequency Metrolink Service	21	\$ -	\$ -
<b>S</b>	Transit Extensions to Metrolink	22	\$ -	\$ -
<b>T</b>	Convert Metrolink Station(s) to Regional Gateways that connect Orange County with High-Speed Rail Systems	23	\$ -	\$ -
<b>U</b>	Senior Mobility Program or Senior Non-Emergency Medical Program	24	\$ 241,414.00	\$ (4,280)
<b>V</b>	Community Based Transit/Circulators	25	\$ (638,244.00)	\$ -
<b>W</b>	Safe Transit Stops	26	\$ -	\$ -
<b>X</b>	Environmental Cleanup Program (Water Quality)	27	\$ -	\$ -
	Other*	28	\$ -	\$ -

\* Please provide a specific description


**M2 Expenditure Report**  
**Fiscal Year Ended June 30, 2022**  
**Sources and Uses**

Description	Line No.	Amount	Interest
<b>Revenues:</b>			
<b>A-M</b> Freeway Projects	1	\$ -	\$ -
<b>O</b> Regional Capacity Program (RCP)	2	\$ -	\$ -
<b>P</b> Regional Traffic Signal Synchronization Program (RTSSP)	3	\$ 10,080	\$ -
<b>Q</b> Local Fair Share	4	\$ 1,282,607	\$ 5,250
<b>R</b> High Frequency Metrolink Service	5	\$ -	\$ -
<b>S</b> Transit Extensions to Metrolink	6	\$ -	\$ -
<b>T</b> Convert Metrolink Station(s) to Regional Gateways that connect Orange County with High-Speed Rail Systems	7	\$ -	\$ -
<b>U</b> Senior Mobility Program or Senior Non-Emergency Medical Program **	8	\$ 97,309	\$ (4,280)
<b>V</b> Community Based Transit/Circulators	9	\$ 362,156	\$ -
<b>W</b> Safe Transit Stops	10	\$ -	\$ -
<b>X</b> Environmental Cleanup Program (Water Quality)	11	\$ 220,000	\$ -
Other*	12	\$ -	\$ -
<b>TOTAL REVENUES (Sum lines 1 to 12)</b>	<b>13</b>	<b>\$ 1,972,152</b>	<b>\$ 970</b>
<b>Expenditures:</b>			
<b>A-M</b> Freeway Projects	14	\$ -	\$ -
<b>O</b> Regional Capacity Program (RCP)	15	\$ -	\$ -
<b>P</b> Regional Traffic Signal Synchronization Program (RTSSP)	16	\$ 10,080	\$ -
<b>Q</b> Local Fair Share	17	\$ 883,172	\$ 5,250
<b>R</b> High Frequency Metrolink Service	18	\$ -	\$ -
<b>S</b> Transit Extensions to Metrolink	19	\$ -	\$ -
<b>T</b> Convert Metrolink Station(s) to Regional Gateways that connect Orange County with High-Speed Rail Systems	20	\$ -	\$ -
<b>U</b> Senior Mobility Program or Senior Non-Emergency Medical Program	21	\$ 22,620	\$ -
<b>V</b> Community Based Transit/Circulators	22	\$ 688,574	\$ -
<b>W</b> Safe Transit Stops	23	\$ -	\$ -
<b>X</b> Environmental Cleanup Program (Water Quality)	24	\$ 220,000	\$ -
Other*	25	\$ -	\$ -
<b>TOTAL EXPENDITURES (Sum lines 14 to 25)</b>	<b>26</b>	<b>\$ 1,824,446</b>	<b>\$ 5,250</b>
<b>TOTAL BALANCE (Subtract line 26 from 13)</b>	<b>27</b>	<b>\$ 147,706</b>	<b>\$ (4,280)</b>

\* Please provide a specific description

\*\* Negative interest is due to a downturn in the investment market in FY 2021-22.

**M2 Expenditure Report**  
**Fiscal Year Ended June 30, 2022**  
**Streets and Roads Detailed Use of Funds**

Type of Expenditure	Line No.	MOE	Developer / Impact Fees <sup>+</sup>	O	O Interest	P	P Interest	Q	Q Interest	X	X Interest	Other M2 <sup>2</sup>	Other M2 Interest	Other*	TOTAL
<b>Indirect and/or Overhead</b>	1	\$ 836,319	\$ -	\$ -	\$ -	\$ -	\$ -	\$ -	\$ -	\$ -	\$ -	\$ -	\$ -	\$ -	\$ 836,319
<b>Construction &amp; Right-of-Way</b>															
New Street Construction	2	\$ -	\$ -	\$ -	\$ -	\$ -	\$ -	\$ -	\$ -	\$ -	\$ -	\$ -	\$ -	\$ -	\$ -
Street Reconstruction	3	\$ 500,000	\$ -	\$ -	\$ -	\$ -	\$ -	\$ 883,172	\$ 5,250	\$ -	\$ -	\$ -	\$ -	\$ -	\$ 1,388,422
Signals, Safety Devices, & Street Lights	4	\$ -	\$ -	\$ -	\$ -	\$ 10,080	\$ -	\$ -	\$ -	\$ -	\$ -	\$ -	\$ -	\$ -	\$ 10,080
Pedestrian Ways & Bikepaths	5	\$ -	\$ -	\$ -	\$ -	\$ -	\$ -	\$ -	\$ -	\$ -	\$ -	\$ -	\$ -	\$ -	\$ -
Storm Drains	6	\$ -	\$ -	\$ -	\$ -	\$ -	\$ -	\$ -	\$ -	\$ -	\$ -	\$ -	\$ -	\$ -	\$ -
Storm Damage	7	\$ -	\$ -	\$ -	\$ -	\$ -	\$ -	\$ -	\$ -	\$ -	\$ -	\$ -	\$ -	\$ -	\$ -
<b>Total Construction<sup>1</sup></b>	8	\$ 500,000	\$ -	\$ -	\$ -	\$ 10,080	\$ -	\$ 883,172	\$ 5,250	\$ -	\$ -	\$ -	\$ -	\$ -	\$ 1,398,502
Right of Way Acquisition	9	\$ -	\$ -	\$ -	\$ -	\$ -	\$ -	\$ -	\$ -	\$ -	\$ -	\$ -	\$ -	\$ -	\$ -
<b>Total Construction &amp; Right-of-Way</b>	10	\$ 500,000	\$ -	\$ -	\$ -	\$ 10,080	\$ -	\$ 883,172	\$ 5,250	\$ -	\$ -	\$ -	\$ -	\$ -	\$ 1,398,502
<b>Maintenance</b>															
Patching	11	\$ 254,264	\$ -	\$ -	\$ -	\$ -	\$ -	\$ -	\$ -	\$ -	\$ -	\$ -	\$ -	\$ -	\$ 254,264
Overlay & Sealing	12	\$ 964,993	\$ -	\$ -	\$ -	\$ -	\$ -	\$ -	\$ -	\$ -	\$ -	\$ -	\$ -	\$ -	\$ 964,993
Street Lights & Traffic Signals	13	\$ 1,817,340	\$ -	\$ -	\$ -	\$ -	\$ -	\$ -	\$ -	\$ -	\$ -	\$ -	\$ -	\$ -	\$ 1,817,340
Storm Damage	14	\$ -	\$ -	\$ -	\$ -	\$ -	\$ -	\$ -	\$ -	\$ 220,000	\$ -	\$ -	\$ -	\$ -	\$ 220,000
Other Street Purpose Maintenance	15	\$ -	\$ -	\$ -	\$ -	\$ -	\$ -	\$ -	\$ -	\$ -	\$ -	\$ -	\$ -	\$ -	\$ -
<b>Total Maintenance<sup>1</sup></b>	16	\$ 3,036,597	\$ -	\$ -	\$ -	\$ -	\$ -	\$ -	\$ -	\$ 220,000	\$ -	\$ -	\$ -	\$ -	\$ 3,256,597
<b>Other - Projects U and V</b>	17	\$ -	\$ -	\$ -	\$ -	\$ -	\$ -	\$ -	\$ -	\$ -	\$ -	\$ 711,194	\$ -	\$ -	\$ 711,194
<b>GRAND TOTALS (Sum Lines 1, 10, 16, 17)</b>	18	\$ 4,372,916	\$ -	\$ -	\$ -	\$ 10,080	\$ -	\$ 883,172	\$ 5,250	\$ 220,000	\$ -	\$ 711,194	\$ -	\$ -	\$ 6,202,612
<b>Finance Director Confirmation</b>	19	Any California State Constitution Article XIX streets and road eligible expenditure may be "counted" in local jurisdictions' calculation of MOE if the activity is supported (funded) by a local jurisdictions' discretionary funds (e.g. general fund). The California State Controller also provides useful information on Article XIX and the Streets and Highways Code eligible expenditures in its "Guidelines Relating to Gas Tax Expenditures for Cities and Counties". I have reviewed and am aware of these guidelines and their applicability in calculating and reporting on Maintenance of Effort expenditures.  Finance Director initial: 													

<sup>1</sup> Includes direct charges for staff time  
<sup>2</sup> Other M2 includes A-M, R,S,T,U,V, and W  
 + Transportation related only  
 \* Please provide a specific description

**Legend**

Project	Description
A-M	Freeway Projects
O	Regional Capacity Program (RCP)
P	Regional Traffic Signal Synchronization Program (RTSSP)
Q	Local Fair Share
R	High Frequency Metrolink Service
S	Transit Extensions to Metrolink
T	Convert Metrolink Station(s) to Regional Gateways that connect Orange County with High-Speed Rail Systems
U	Senior Mobility Program or Senior Non-Emergency Medical Program
V	Community Based Transit/Circulators
W	Safe Transit Stops
X	Environmental Cleanup Program (Water Quality)



**M2 Expenditure Report**  
**Fiscal Year Ended June 30, 2022**

I hereby certify that:

X All the information attached herein and included in schedules 1 through 4 is true and accurate to the best of my knowledge;

X The interest earned on Net Revenues allocated pursuant to the Ordinance shall be expended only for those purposes for which the Net Revenues were allocated;

X The City of San Clemente is aware of the State Controller’s “Guidelines Relating to Gas Tax Expenditures for Cities and Counties”, which is a guide for determining MOE Expenditures for M2 Eligibility purposes;

X The City/County’s Expenditure Report is in compliance with direction provided in the State Controller’s “Guidelines Relating to Gas Tax Expenditures for Cities and Counties;” and

X The City of San Clemente has expended in this fiscal year an amount of local discretionary funds for streets and roads purposes at least equal to one of the maintenance of effort requirements below<sup>10</sup>:

A) The City/County met the existing FY 2021-22 MOE benchmark dollar amount.

B) The City/County met a proportional MOE benchmark amount of FY 2021-22 General Funds Revenues that is at least equal to the percent listed in column C of Exhibit 2 in the M2 Eligibility Guidelines.<sup>13</sup>

Jacob Rahn  
Director of Finance (Print Name)

11/28/2022  
Date

  
Signature

<sup>13</sup> An Actual General Fund Revenue excerpt from a jurisdiction's Annual Comprehensive Finance Report (ACFR) must be provided as backup documentation.

RESOLUTION NO. 22-47

**A RESOLUTION OF THE CITY COUNCIL OF THE CITY OF SAN CLEMENTE, CALIFORNIA, TO ADOPT THE FISCAL YEAR 2021-2022 MEASURE M2 EXPENDITURE REPORT FOR THE CITY OF SAN CLEMENTE.**

**WHEREAS**, local jurisdictions are required to meet eligibility requirements and submit eligibility verification packages to Orange County Transportation Authority (OCTA) in order to remain eligible to receive M2 funds; and

**WHEREAS**, local jurisdictions are required to adopt an annual M2 Expenditure Report as part of one of the eligibility requirements; and

**WHEREAS**, local jurisdictions are required to account for Net Revenues, developer/traffic impact fees, and funds expended by local jurisdiction in the M2 Expenditure Report that satisfy the Maintenance of Effort requirements; and

**WHEREAS**, the M2 Expenditure Report shall include all Net Revenue fund balances, interest earned and expenditures identified by type and program or project; and

**WHEREAS**, the M2 Expenditure Report must be adopted and submitted to the OCTA each year within six months of the end of the local jurisdiction's fiscal year to be eligible to receive Net Revenues as part of M2.


NOW, THEREFORE, BE IT RESOLVED that the City Council for the City of San Clemente does hereby inform OCTA that:

- a) The M2 Expenditure Report is in conformance with the template provided in the Measure M2 Eligibility Guidelines and accounts for Net Revenues including interest earned, expenditures during the fiscal year and balances at the end of fiscal year.
- b) The M2 Expenditure Report is hereby adopted by the City of San Clemente.
- c) The City of San Clemente Finance Director is hereby authorized to sign and submit the M2 Expenditure Report to OCTA for the fiscal year ending 2022.

PASSED AND ADOPTED this 20 day of December, 2022.

ATTEST:

  
\_\_\_\_\_  
City Clerk of the City of  
San Clemente, California

  
\_\_\_\_\_  
Mayor of the City of  
San Clemente, California

STATE OF CALIFORNIA     )  
COUNTY OF ORANGE     ) §  
CITY OF SAN CLEMENTE    )

I, LAURA CAMPAGNOLO, City Clerk of the City of San Clemente, California, do hereby certify that Resolution No. 22-47 was adopted at a regular meeting of the City Council of the City of San Clemente held on the 20 day of December, 2022, by the following vote:

AYES:     CARRAL, ENMEIER, KNOBLOCK, MAYOR DUNCAN


NOES:     NONE

ABSENT:    JAMES

IN WITNESS WHEREOF, I have hereunto set my hand and affixed the official seal of the City of San Clemente, California, this 21<sup>st</sup> day of December, 2022.

  
\_\_\_\_\_  
CITY CLERK of the City of  
San Clemente, California

Approved as to form:

  
\_\_\_\_\_  
City Attorney



**Orange County Transportation Authority**

**M2 Fact Sheet**

**City of San Juan Capistrano**

**Fiscal Year Ended June 30, 2022**

**Council Action** 12/13/2022

**Signed Resolution** Yes

**Revised Final Report?** No

	<u>Actual</u>	<u>Benchmark</u>
<b>MOE Expenditures</b>	\$2,582,238	\$492,518

Project	Beginning Balance A	Revenues Claimed B	Expenditures C	Ending Balance D	Verify A+B-C-D
M2 Fairshare	456,972	847,977	229,913	1,075,036	0
M2 Fairshare Interest	0	-17,192	0	-17,192	0
M2 CTFP (Project O)	-1	5,250,000	6,166,996	-916,997	0
M2 CTFP (Project O) Interest	0	-5,066	0	-5,066	0
SMP or Senior Non-Emergency Medical	67,610	62,089	45,134	84,566	0
SMP or Senior Non-Emergency Medical Interest	0	-1,756	0	-1,756	0
Community Based Transit/Circulators	-313,029	173,954	254,282	-393,357	0
Community Based Transit/Circulators Interest	0	-2,173	0	-2,173	0
Water Quality Program (Project X)	-1	0	0	-1	0
Water Quality Program (Project X) Interest	0	0	0	0	0
Freeway Environmental Mitigation	1	0	0	1	0
Freeway Environmental Mitigation Interest	0	0	0	0	0
<b>Grand Total</b>	<b>211,552</b>	<b>6,307,834</b>	<b>6,696,325</b>	<b>-176,939</b>	<b>0</b>



**M2 Expenditure Report**  
**Fiscal Year Ended June 30, 2022**  
**Beginning and Ending Balances**

Description	Line No.	Amount	Interest
<b>Balances at Beginning of Fiscal Year</b>			
<b>A-M</b> Freeway Projects	1	\$ -	\$ -
<b>O</b> Regional Capacity Program (RCP)	2	\$ -	\$ -
<b>P</b> Regional Traffic Signal Synchronization Program (RTSSP)	3	\$ -	\$ -
<b>Q</b> Local Fair Share	4	\$ 456,972	\$ -
<b>R</b> High Frequency Metrolink Service	5	\$ -	\$ -
<b>S</b> Transit Extensions to Metrolink	6	\$ -	\$ -
<b>T</b> Convert Metrolink Station(s) to Regional Gateways that connect Orange County with High-Speed Rail Systems	7	\$ -	\$ -
<b>U</b> Senior Mobility Program or Senior Non-Emergency Medical Program	8	\$ 67,609	\$ -
<b>V</b> Community Based Transit/Circulators	9	\$ (313,029)	\$ -
<b>W</b> Safe Transit Stops	10	\$ -	\$ -
<b>X</b> Environmental Cleanup Program (Water Quality)	11	\$ -	\$ -
Other*	12	\$ -	\$ -
<b>Balances at Beginning of Fiscal Year</b>	13	\$ 211,552	\$ -
Monies Made Available During Fiscal Year	14	\$ 6,334,020	\$ (26,187)
<b>Total Monies Available (Sum Lines 13 &amp; 14)</b>	15	\$ 6,545,572	\$ (26,187)
Expenditures During Fiscal Year	16	\$ 6,696,325	\$ -
<b>Balances at End of Fiscal Year</b>			
<b>A-M</b> Freeway Projects	17	\$ -	\$ -
<b>O</b> Regional Capacity Program (RCP)	18	\$ (916,996)	\$ (5,066)
<b>P</b> Regional Traffic Signal Synchronization Program (RTSSP)	19	\$ -	\$ -
<b>Q</b> Local Fair Share	20	\$ 1,075,036	\$ (17,192)
<b>R</b> High Frequency Metrolink Service	21	\$ -	\$ -
<b>S</b> Transit Extensions to Metrolink	22	\$ -	\$ -
<b>T</b> Convert Metrolink Station(s) to Regional Gateways that connect Orange County with High-Speed Rail Systems	23	\$ -	\$ -
<b>U</b> Senior Mobility Program or Senior Non-Emergency Medical Program	24	\$ 84,564	\$ (1,756)
<b>V</b> Community Based Transit/Circulators	25	\$ (393,357)	\$ (2,173)
<b>W</b> Safe Transit Stops	26	\$ -	\$ -
<b>X</b> Environmental Cleanup Program (Water Quality)	27	\$ -	\$ -
Other*	28	\$ -	\$ -

\* Please provide a specific description

**M2 Expenditure Report**  
**Fiscal Year Ended June 30, 2021**  
**Sources and Uses**

Description		Line No.	Amount	Interest (1)
<b>Revenues:</b>				
<b>A-M</b>	Freeway Projects	1	\$ -	\$ -
<b>O</b>	Regional Capacity Program (RCP)	2	\$ 5,250,000	\$ (5,066)
<b>P</b>	Regional Traffic Signal Synchronization Program (RTSSP)	3	\$ -	\$ -
<b>Q</b>	Local Fair Share	4	\$ 847,977	\$ (17,192)
<b>R</b>	High Frequency Metrolink Service	5	\$ -	\$ -
<b>S</b>	Transit Extensions to Metrolink	6	\$ -	\$ -
<b>T</b>	Convert Metrolink Station(s) to Regional Gateways that connect Orange County with High-Speed Rail Systems	7	\$ -	\$ -
<b>U</b>	Senior Mobility Program or Senior Non-Emergency Medical Program	8	\$ 62,089	\$ (1,756)
<b>V</b>	Community Based Transit/Circulators	9	\$ 173,954	\$ (2,173)
<b>W</b>	Safe Transit Stops	10	\$ -	\$ -
<b>X</b>	Environmental Cleanup Program (Water Quality)	11	\$ -	\$ -
	Other*	12	\$ -	\$ -
<b>TOTAL REVENUES (Sum lines 1 to 12)</b>		13	\$ 6,334,020	\$ (26,187)
<b>Expenditures:</b>				
<b>A-M</b>	Freeway Projects	14	\$ -	\$ -
<b>O</b>	Regional Capacity Program (RCP)	15	\$ 6,166,996	\$ -
<b>P</b>	Regional Traffic Signal Synchronization Program (RTSSP)	16	\$ -	\$ -
<b>Q</b>	Local Fair Share	17	\$ 229,913	\$ -
<b>R</b>	High Frequency Metrolink Service	18	\$ -	\$ -
<b>S</b>	Transit Extensions to Metrolink	19	\$ -	\$ -
<b>T</b>	Convert Metrolink Station(s) to Regional Gateways that connect Orange County with High-Speed Rail Systems	20	\$ -	\$ -
<b>U</b>	Senior Mobility Program or Senior Non-Emergency Medical Program	21	\$ 45,134	\$ -
<b>V</b>	Community Based Transit/Circulators	22	\$ 254,282	\$ -
<b>W</b>	Safe Transit Stops	23	\$ -	\$ -
<b>X</b>	Environmental Cleanup Program (Water Quality)	24	\$ -	\$ -
	Other*	25	\$ -	\$ -
<b>TOTAL EXPENDITURES (Sum lines 14 to 25)</b>		26	\$ 6,696,325	\$ -
<b>TOTAL BALANCE (Subtract line 26 from 13)</b>		27	\$ (362,305)	\$ (26,187)

\* Please provide a specific description

- (1) Interest is negative to reflect the unrealized loss of investment market value at year end, as required by government accounting standards.

**M2 Expenditure Report**  
**Fiscal Year Ended June 30, 2021**  
**Streets and Roads Detailed Use of Funds**

Type of Expenditure	Line No.	MOE	Developer / Impact Fees <sup>1</sup>	O	O Interest	P	P Interest	Q	Q Interest	X	X Interest	Other M2 <sup>2</sup>	Other M2 Interest	Other*	TOTAL
<b>Indirect and/or Overhead</b>	1	\$ 1,241,903	\$ -	\$ -	\$ -	\$ -	\$ -	\$ 18,157	\$ -	\$ -	\$ -	\$ -	\$ -	\$ -	\$ 1,260,060
<b>Construction &amp; Right-of-Way</b>															
New Street Construction	2	\$ -	\$ -	\$ -	\$ -	\$ -	\$ -	\$ -	\$ -	\$ -	\$ -	\$ -	\$ -	\$ -	\$ -
Street Reconstruction	3	\$ -	\$ 836,569	\$ 6,166,996	\$ -	\$ -	\$ -	\$ 171,328	\$ -	\$ -	\$ -	\$ -	\$ -	\$ -	\$ 7,174,893
Signals, Safety Devices, & Street Lights	4	\$ -	\$ -	\$ -	\$ -	\$ -	\$ -	\$ -	\$ -	\$ -	\$ -	\$ -	\$ -	\$ -	\$ -
Pedestrian Ways & Bikepaths	5	\$ -	\$ (10,976)	\$ -	\$ -	\$ -	\$ -	\$ -	\$ -	\$ -	\$ -	\$ -	\$ -	\$ -	\$ (10,976)
Storm Drains	6	\$ -	\$ -	\$ -	\$ -	\$ -	\$ -	\$ -	\$ -	\$ -	\$ -	\$ -	\$ -	\$ -	\$ -
Storm Damage	7	\$ -	\$ -	\$ -	\$ -	\$ -	\$ -	\$ -	\$ -	\$ -	\$ -	\$ -	\$ -	\$ -	\$ -
<b>Total Construction<sup>1</sup></b>	8	\$ -	\$ 825,593	\$ 6,166,996	\$ -	\$ -	\$ -	\$ 171,328	\$ -	\$ -	\$ -	\$ -	\$ -	\$ -	\$ 7,163,917
Right of Way Acquisition	9	\$ -	\$ -	\$ -	\$ -	\$ -	\$ -	\$ -	\$ -	\$ -	\$ -	\$ -	\$ -	\$ -	\$ -
<b>Total Construction &amp; Right-of-Way</b>	10	\$ -	\$ 825,593	\$ 6,166,996	\$ -	\$ -	\$ -	\$ 171,328	\$ -	\$ -	\$ -	\$ -	\$ -	\$ -	\$ 7,163,917
<b>Maintenance</b>															
Patching	11	\$ 188,544	\$ -	\$ -	\$ -	\$ -	\$ -	\$ -	\$ -	\$ -	\$ -	\$ -	\$ -	\$ -	\$ 188,544
Overlay & Sealing	12	\$ -	\$ -	\$ -	\$ -	\$ -	\$ -	\$ -	\$ -	\$ -	\$ -	\$ -	\$ -	\$ -	\$ -
Street Lights & Traffic Signals	13	\$ 487,945	\$ 3,482	\$ -	\$ -	\$ -	\$ -	\$ -	\$ -	\$ -	\$ -	\$ -	\$ -	\$ -	\$ 491,427
Storm Damage	14	\$ 69,719	\$ -	\$ -	\$ -	\$ -	\$ -	\$ -	\$ -	\$ -	\$ -	\$ -	\$ -	\$ -	\$ 69,719
Other Street Purpose Maintenance	15	\$ 589,186	\$ -	\$ -	\$ -	\$ -	\$ -	\$ 40,428	\$ -	\$ -	\$ -	\$ -	\$ -	\$ -	\$ 629,614
<b>Total Maintenance<sup>1</sup></b>	16	\$ 1,335,394	\$ 3,482	\$ -	\$ -	\$ -	\$ -	\$ 40,428	\$ -	\$ -	\$ -	\$ -	\$ -	\$ -	\$ 1,379,304
<b>Other</b>	17		\$ -	\$ -	\$ -	\$ -	\$ -	\$ -	\$ -	\$ -	\$ -	\$ 299,416	\$ -	\$ -	\$ 299,416
<b>GRAND TOTALS (Sum Lines 1, 10, 16, 17)</b>	18	\$ 2,577,297	\$ 829,075	\$ 6,166,996	\$ -	\$ -	\$ -	\$ 229,913	\$ -	\$ -	\$ -	\$ 299,416	\$ -	\$ -	\$ 10,102,697
<b>Finance Director Confirmation</b>	19	Any California State Constitution Article XIX streets and road eligible expenditure may be "counted" in local jurisdictions' calculation of MOE if the activity is supported (funded) by a local jurisdictions' discretionary funds (e.g. general fund). The California State Controller also provides useful information on Article XIX and the Streets and Highways Code eligible expenditures in its "Guidelines Relating to Gas Tax Expenditures for Cities and Counties". I have reviewed and am aware of these guidelines and their applicability in calculating and reporting on Maintenance of Effort expenditures.  Finance Director initial: <u>          <i>AL</i>          </u>													

<sup>1</sup> Includes direct charges for staff time  
<sup>2</sup> Other M2 includes A-M, R,S,T,U,V, and W  
 + Transportation related only  
 \* Please provide a specific description

Project	Description
A-M	Freeway Projects
O	Regional Capacity Program (RCP)
P	Regional Traffic Signal Synchronization Program (RTSSP)
Q	Local Fair Share
R	High Frequency Metrolink Service
S	Transit Extensions to Metrolink
T	Convert Metrolink Station(s) to Regional Gateways that connect Orange County with High-Speed Rail Systems
U	Senior Mobility Program or Senior Non-Emergency Medical Program
V	Community Based Transit/Circulators
W	Safe Transit Stops
X	Environmental Cleanup Program (Water Quality)



### M2 Expenditure Report Fiscal Year Ended June 30, 2022

I hereby certify that:

All the information attached herein and included in schedules 1 through 4 is true and accurate to the best of my knowledge;

The interest earned on Net Revenues allocated pursuant to the Ordinance shall be expended only for those purposes for which the Net Revenues were allocated;

The City of San Juan Capistrano is aware of the State Controller's "Guidelines Relating to Gas Tax Expenditures for Cities and Counties", which is a guide for determining MOE Expenditures for M2 Eligibility purposes;

The City's Expenditure Report is in compliance with direction provided in the State Controller's "Guidelines Relating to Gas Tax Expenditures for Cities and Counties;" and

The City of San Juan Capistrano has expended in this fiscal year an amount of local discretionary funds for streets and roads purposes at least equal to one of the maintenance of effort requirements below:

A) The City met the existing FY 2021-22 MOE benchmark dollar amount.

B) The City met a proportional MOE benchmark amount of FY 2021-22 General Funds Revenues that is at least equal to the percent listed in column C of Exhibit 2 in the M2 Eligibility Guidelines.<sup>13</sup>

Ken Al-Imam  
Director of Finance (Print Name)

12/20/2022  
Date

[Signature]  
Signature

<sup>13</sup> An Actual General Fund Revenue excerpt from a jurisdiction's Annual Comprehensive Finance Report (ACFR) must be provided as backup documentation.

RESOLUTION NO. 22-12-13-03

A RESOLUTION OF THE CITY COUNCIL OF THE CITY OF SAN JUAN CAPISTRANO, CALIFORNIA CONCERNING THE MEASURE M2 EXPENDITURE REPORT FOR THE CITY OF SAN JUAN CAPISTRANO FOR THE FISCAL YEAR ENDED JUNE 30, 2022

**WHEREAS**, local jurisdictions are required to meet eligibility requirements and submit verification packages to the Orange County Transportation Authority (OCTA) in order to remain eligible to receive Measure M2 funds; and,

**WHEREAS**, local jurisdictions are required to adopt an annual Expenditure Report as part of the eligibility requirements; and,

**WHEREAS**, local jurisdictions are required to account for Net Revenues, developer/traffic impact fees, and funds expended by the local jurisdiction in the Expenditure Report that satisfy the Maintenance of Effort requirements; and,

**WHEREAS**, the M2 Expenditure Report must include all Net Revenue fund balances, interest earned and expenditures identified by type and program or project; and,

**WHEREAS**, the M2 Expenditure Report must be adopted and submitted to the OCTA each year within six months of the end of the local jurisdiction's fiscal year to be eligible to receive Net Revenues as part of Measure M2.

**NOW, THEREFORE, BE IT RESOLVED**, that the City Council of the City of San Juan Capistrano, does hereby inform OCTA that:

- a. The Measure M2 Expenditure Report is in conformance with the template provided in the Measure M2 Eligibility Guidelines and accounts for Net Revenues, including interest earned, and expenditures incurred during the fiscal year, and fund balances at the end of the fiscal year.
- b. The Measure M2 Expenditure Report, as provided in Exhibit A and attached hereto, is hereby adopted by the City Council of the City of San Juan Capistrano.
- c. The City of San Juan Capistrano Chief Financial Officer is hereby authorized and directed to sign and submit the Measure M2 Expenditure Report to OCTA for the fiscal year ending on June 30, 2022.

PASSED, APPROVED, AND ADOPTED this 13th day of December 2022.



HOWARD HART, MAYOR

ATTEST:



MARIA MORRIS, CITY CLERK

STATE OF CALIFORNIA )  
COUNTY OF ORANGE ) ss.  
CITY OF SAN JUAN CAPISTRANO )

I, Maria Morris, appointed City Clerk of the City of San Juan Capistrano, do hereby certify that the foregoing Resolution No. 22-12-13-03 was duly adopted by the City Council of the City of San Juan Capistrano at a Regular meeting thereof, held the 13<sup>th</sup> day of December 2022, by the following vote:

AYES: COUNCIL MEMBERS: Campbell, Taylor, Farias, and Mayor Hart

NOES: COUNCIL MEMBERS: None

ABSENT: COUNCIL MEMBERS: Bourne



MARIA MORRIS, CITY CLERK



**Orange County Transportation Authority**

**M2 Fact Sheet**

**City of Santa Ana**

**Fiscal Year Ended June 30, 2022**

**Council Action** 12/20/2022

**Signed Resolution** Yes

**Revised Final Report?** No

	<u>Actual</u>	<u>Benchmark</u>
<b>MOE Expenditures</b>	\$10,636,897	\$9,040,904

Project	Beginning Balance A	Revenues Claimed B	Expenditures C	Ending Balance D	Verify A+B-C-D
M2 Fairshare	11,945,784	6,094,241	5,370,730	12,669,295	0
M2 Fairshare Interest	243,527	2,888	0	246,415	0
M2 CTFP (Project O)	-18,554,488	0	6,334,745	-24,889,233	0
M2 CTFP (Project O) Interest	223,583	0	0	223,583	0
Regional Traffic Signal Synchronization Program	-579,402	0	0	-579,402	0
Regional Traffic Signal Synchronization Program Interest	8,286	0	0	8,286	0
Transit Extensions to Metrolink	292,229	0	0	292,229	0
Transit Extensions to Metrolink Interest	0	0	0	0	0
SMP or Senior Non-Emergency Medical	354,412	259,042	126,781	486,673	0
SMP or Senior Non-Emergency Medical Interest	2,507	3,497	0	6,004	0
Safe Transit Stops	-5,920	0	0	-5,920	0
Safe Transit Stops Interest	0	0	0	0	0
Water Quality Program (Project X)	-154,911	0	0	-154,911	0
Water Quality Program (Project X) Interest	1,693	0	0	1,693	0
Freeway Environmental Mitigation	-11,376	0	66,940	-78,316	0
Freeway Environmental Mitigation Interest	0	0	0	0	0
<b>Grand Total</b>	<b>-6,234,074</b>	<b>6,359,668</b>	<b>11,899,196</b>	<b>-11,773,603</b>	<b>0</b>



**M2 Expenditure Report**  
**Fiscal Year Ended June 30, 2022**  
**Beginning and Ending Balances**

Description		Line No.	Amount	Interest
<b>Balances at Beginning of Fiscal Year</b>				
<b>A-M</b>	Freeway Projects	1	\$ (11,376)	\$ -
<b>O</b>	Regional Capacity Program (RCP)	2	\$ (18,554,488)	\$ 223,582
<b>P</b>	Regional Traffic Signal Synchronization Program (RTSSP)	3	\$ (579,402)	\$ 8,286
<b>Q</b>	Local Fair Share <sup>^</sup>	4	\$ 11,945,784	\$ 243,527
<b>R</b>	High Frequency Metrolink Service	5	\$ -	\$ -
<b>S</b>	Transit Extensions to Metrolink	6	\$ 292,230	\$ -
<b>T</b>	Convert Metrolink Station(s) to Regional Gateways that connect Orange County with High-Speed Rail Systems	7	\$ -	\$ -
<b>U</b>	Senior Mobility Program or Senior Non-Emergency Medical Program	8	\$ 354,412	\$ 2,507
<b>V</b>	Community Based Transit/Circulators	9	\$ -	\$ -
<b>W</b>	Safe Transit Stops	10	\$ (5,920)	\$ -
<b>X</b>	Environmental Cleanup Program (Water Quality)	11	\$ (154,911)	\$ 1,693
	Other*	12		\$ -
<b>Balances at Beginning of Fiscal Year</b>		13	\$ (6,713,671)	\$ 479,595
	Monies Made Available During Fiscal Year	14	\$ 6,353,283	\$ 6,385
<b>Total Monies Available (Sum Lines 13 &amp; 14)</b>		15	\$ (360,388)	\$ 485,980
	Expenditures During Fiscal Year	16	\$ 11,899,196	\$ -
<b>Balances at End of Fiscal Year</b>				
<b>A-M</b>	Freeway Projects	17	\$ (78,316)	\$ -
<b>O</b>	Regional Capacity Program (RCP)	18	\$ (24,889,233)	\$ 223,582
<b>P</b>	Regional Traffic Signal Synchronization Program (RTSSP)	19	\$ (579,402)	\$ 8,286
<b>Q</b>	Local Fair Share	20	\$ 12,669,295	\$ 246,415
<b>R</b>	High Frequency Metrolink Service	21	\$ -	\$ -
<b>S</b>	Transit Extensions to Metrolink	22	\$ 292,230	\$ -
<b>T</b>	Convert Metrolink Station(s) to Regional Gateways that connect Orange County with High-Speed Rail Systems	23	\$ -	\$ -
<b>U</b>	Senior Mobility Program or Senior Non-Emergency Medical Program	24	\$ 486,674	\$ 6,004
<b>V</b>	Community Based Transit/Circulators	25	\$ -	\$ -
<b>W</b>	Safe Transit Stops	26	\$ (5,920)	\$ -
<b>X</b>	Environmental Cleanup Program (Water Quality)	27	\$ (154,911)	\$ 1,693
	Other*	28	\$ -	\$ -

\* Please provide a specific description

<sup>^</sup>Including additional \$89,585 to adjusted Local Fair Share balance per FY17-18 Agreed-Upon Procedures Review.

**M2 Expenditure Report**  
**Fiscal Year Ended June 30, 2022**

Description		Sources and Uses	Line No.	Amount	Interest
<b>Revenues:</b>					
<b>A-M</b>	Freeway Projects		1	\$ -	\$ -
<b>O</b>	Regional Capacity Program (RCP)		2	\$ -	\$ -
<b>P</b>	Regional Traffic Signal Synchronization Program (RTSSP)		3	\$ -	\$ -
<b>Q</b>	Local Fair Share		4	\$ 6,094,241	\$ 2,888
<b>R</b>	High Frequency Metrolink Service		5	\$ -	\$ -
<b>S</b>	Transit Extensions to Metrolink		6	\$ -	\$ -
<b>T</b>	Convert Metrolink Station(s) to Regional Gateways that connect Orange County with High-Speed Rail Systems		7	\$ -	\$ -
<b>U</b>	Senior Mobility Program or Senior Non-Emergency Medical Program		8	\$ 259,042	\$ 3,497
<b>V</b>	Community Based Transit/Circulators		9	\$ -	\$ -
<b>W</b>	Safe Transit Stops		10	\$ -	\$ -
<b>X</b>	Environmental Cleanup Program (Water Quality)		11	\$ -	\$ -
	Other*		12	\$ -	\$ -
<b>TOTAL REVENUES (Sum lines 1 to 12)</b>			13	\$ 6,353,283	\$ 6,385
<b>Expenditures:</b>					
<b>A-M</b>	Freeway Projects		14	\$ 66,940	\$ -
<b>O</b>	Regional Capacity Program (RCP)		15	\$ 6,334,745	\$ -
<b>P</b>	Regional Traffic Signal Synchronization Program (RTSSP)		16	\$ -	\$ -
<b>Q</b>	Local Fair Share		17	\$ 5,370,730	\$ -
<b>R</b>	High Frequency Metrolink Service		18	\$ -	\$ -
<b>S</b>	Transit Extensions to Metrolink		19	\$ -	\$ -
<b>T</b>	Convert Metrolink Station(s) to Regional Gateways that connect Orange County with High-Speed Rail Systems		20	\$ -	\$ -
<b>U</b>	Senior Mobility Program or Senior Non-Emergency Medical Program		21	\$ 126,781	\$ -
<b>V</b>	Community Based Transit/Circulators		22	\$ -	\$ -
<b>W</b>	Safe Transit Stops		23	\$ -	\$ -
<b>X</b>	Environmental Cleanup Program (Water Quality)		24	\$ -	\$ -
	Other*		25	\$ -	\$ -
<b>TOTAL EXPENDITURES (Sum lines 14 to 25)</b>			26	\$ 11,899,196	\$ -
<b>TOTAL BALANCE (Subtract line 26 from 13)</b>			27	\$ (5,545,913)	\$ 6,385

\* Please provide a specific description

**M2 Expenditure Report**  
**Fiscal Year Ended June 30, 2022**  
**Streets and Roads Detailed Use of Funds**

Type of Expenditure	Line No.	MOE	Developer / Impact Fees <sup>+</sup>	O	O Interest	P	P Interest	Q	Q Interest	X	X Interest	Other M2 <sup>2</sup>	Other M2 Interest	Other*	TOTAL
<b>Indirect and/or Overhead</b>	1	2,001,750	-	-	-	-	-	710,147	-	-	-	-	-	-	2,711,897
<b>Construction &amp; Right-of-Way</b>															
New Street Construction	2	-	-	15,370	-	-	-	-	-	-	-	-	-	-	15,370
Street Reconstruction	3	500,000	-	2,993,373	-	-	-	2,899,899	-	-	-	-	-	-	6,393,272
Signals, Safety Devices, & Street Lights	4	-	-	-	-	-	-	383,903	-	-	-	-	-	-	383,903
Pedestrian Ways & Bikepaths	5	-	-	-	-	-	-	576,781	-	-	-	-	-	-	576,781
Storm Drains	6	-	-	-	-	-	-	-	-	-	-	-	-	-	-
Storm Damage	7	-	-	-	-	-	-	-	-	-	-	-	-	-	-
<b>Total Construction<sup>1</sup></b>	8	500,000	-	3,008,743	-	-	-	3,860,583	-	-	-	-	-	-	7,369,326
Right of Way Acquisition	9	-	-	3,326,002	-	-	-	800,000	-	-	-	-	-	-	4,126,002
<b>Total Construction &amp; Right-of-Way</b>	10	500,000	-	6,334,745	-	-	-	4,660,583	-	-	-	-	-	-	11,495,328
<b>Maintenance</b>															
Patching	11	-	-	-	-	-	-	-	-	-	-	-	-	-	-
Overlay & Sealing	12	-	-	-	-	-	-	-	-	-	-	-	-	-	-
Street Lights & Traffic Signals	13	4,756,283	-	-	-	-	-	-	-	-	-	-	-	-	4,756,283
Storm Damage	14	-	-	-	-	-	-	-	-	-	-	-	-	-	-
Other Street Purpose Maintenance	15	3,378,864	-	-	-	-	-	-	-	-	-	126,781	-	-	3,505,645
<b>Total Maintenance<sup>1</sup></b>	16	8,135,147	-	-	-	-	-	-	-	-	-	126,781	-	-	8,261,928
<b>Other<sup>^</sup></b>	17	-	-	-	-	-	-	-	-	-	-	66,940	-	-	66,940
<b>GRAND TOTALS (Sum Lines 1, 10, 16, 17)</b>	18	10,636,897	-	6,334,745	-	-	-	5,370,730	-	-	-	193,721	-	-	22,536,093
<b>Finance Director Confirmation</b>	19	Any California State Constitution Article XIX streets and road eligible expenditure may be "counted" in local jurisdictions' calculation of MOE if the activity is supported (funded) by a local jurisdictions' discretionary funds (e.g. general fund). The California State Controller also provides useful information on Article XIX and the Streets and Highways Code eligible expenditures in its "Guidelines Relating to Gas Tax Expenditures for Cities and Counties". I have reviewed and am aware of these guidelines and their applicability in calculating and reporting on Maintenance of Effort expenditures. Finance Director initial: <u><i>KD</i></u> Kathryn Downs (Nov 21, 2022 15:34 PST)													

<sup>1</sup> Includes direct charges for staff time  
<sup>2</sup> Other M2 includes A-M, R,S,T,U,V, and W  
<sup>+</sup> Transportation related only  
<sup>\*</sup> Please provide a specific description  
<sup>^</sup> SR-55 Widening Project

**Legend**

Project	Description
A-M	Freeway Projects
O	Regional Capacity Program (RCP)
P	Regional Traffic Signal Synchronization Program (RTSSP)
Q	Local Fair Share
R	High Frequency Metrolink Service
S	Transit Extensions to Metrolink
T	Convert Metrolink Station(s) to Regional Gateways that connect Orange County with High-Speed Rail Systems
U	Senior Mobility Program or Senior Non-Emergency Medical Program
V	Community Based Transit/Circulators
W	Safe Transit Stops
X	Environmental Cleanup Program (Water Quality)



**M2 Expenditure Report  
Fiscal Year Ended June 30, 2022**

I hereby certify that:


- All the information attached herein and included in schedules 1 through 4 is true and accurate to the best of my knowledge;
- The interest earned on Net Revenues allocated pursuant to the Ordinance shall be expended only for those purposes for which the Net Revenues were allocated;
- The City of Santa Ana is aware of the State Controller’s “Guidelines Relating to Gas Tax Expenditures for Cities and Counties”, which is a guide for determining MOE Expenditures for M2 Eligibility purposes;
- The City's Expenditure Report is in compliance with direction provided in the State Controller’s “Guidelines Relating to Gas Tax Expenditures for Cities and Counties;” and
- The City of Santa Ana has expended in this fiscal year an amount of local discretionary funds for streets and roads purposes at least equal to one of the maintenance of effort requirements below<sup>10</sup>:

A) The City met the existing FY 2021-22 MOE benchmark dollar amount.

B) The City met a proportional MOE benchmark amount of FY 2020-21 General Funds Revenues that is at least equal to the percent listed in column C of Exhibit 2 in the M2 Eligibility Guidelines.<sup>13</sup>

Kathryn Downs  
Director of Finance (Print Name)

Nov 21, 2022  
Date

  
Kathryn Downs (Nov 21, 2022 15:34 PST)

Signature

<sup>13</sup> An actual General Fund Revenue excerpt from a jurisdiction’s Comprehensive Annual Finance Report (CAFR) must be provided as backup documentation.

RESOLUTION NO. 2022-099

A RESOLUTION OF THE CITY COUNCIL OF THE CITY OF  
SANTA ANA CONCERNING THE MEASURE M2  
EXPENDITURE REPORT FOR THE CITY OF SANTA ANA

BE IT RESOLVED BY THE CITY COUNCIL OF THE CITY OF SANTA ANA  
AS FOLLOWS:

Section 1. The City Council of the City of Santa Ana hereby finds,  
determines and declares as follows:

- A. Local jurisdictions are required to meet eligibility requirements and submit eligibility verification packages to the Orange County Transportation Authority (OCTA) in order to remain eligible to receive M2 funds.
- B. Local jurisdictions are required to adopt an annual M2 Expenditure Report as part of one of the eligibility requirements.
- C. Local jurisdictions are required to account for Net Revenues, developer/traffic impact fees, and funds expended by local jurisdiction in the M2 Expenditure Report that satisfy the Maintenance of Effort requirements.
- D. The M2 Expenditure Report shall include all Net Revenue fund balances, interest earned and expenditures identified by type and program or project.
- E. The M2 Expenditure Report must be adopted and submitted to the OCTA each year within six months of the end of the local jurisdiction's fiscal year to be eligible to receive Net Revenues as part of M2.


Section 2. The City Council of the City of Santa Ana hereby finds that the FY 2021/22 Measure M2 Expenditure Report is in conformance with the template provided in the Measure M2 Eligibility Guidelines and accounts for Net Revenues including interest earned, expenditures during the fiscal year, and balances at the end of fiscal year.

Section 3. The M2 Expenditure Report is hereby adopted by the City of Santa Ana.

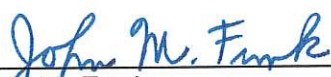
Section 4. The City of Santa Ana Finance Director is hereby authorized to sign and submit the M2 Expenditure Report to OCTA for the fiscal year 2021/22.

Section 5. This Resolution shall take effect immediately upon its adoption by the City Council, and the Clerk of the Council shall attest to and certify the vote adopting this Resolution.

ADOPTED this 20<sup>th</sup> day of December, 2022.

  
\_\_\_\_\_  
Valerie Amezoua  
Mayor

APPROVED AS TO FORM:  
Sonia R. Carvalho, City Attorney


By:   
\_\_\_\_\_  
John M. Funk  
Chief Assistant City Attorney

AYES:	Councilmembers	<u>Amezoua, Bacerra, Hernandez, Lopez,</u> <u>Penaloza, Phan, Vazquez (7)</u>
NOES:	Councilmembers	<u>None (0)</u>
ABSTAIN:	Councilmembers	<u>None (0)</u>
NOT PRESENT:	Councilmembers	<u>None (0)</u>

CERTIFICATE OF ATTESTATION AND ORIGINALITY

I, Clerk of the Council, do hereby attest to and certify the attached Resolution No. 2022-099 to be the original resolution adopted by the City Council of the City of Santa Ana on December 20, 2022.

Date: 12/28/22

  
\_\_\_\_\_  
Clerk of the Council  
City of Santa Ana



**Orange County Transportation Authority**

**M2 Fact Sheet**

**City of Seal Beach**

**Fiscal Year Ended June 30, 2022**

Council Action 12/12/2022

Signed Resolution Yes

Revised Final Report? No

	<u>Actual</u>	<u>Benchmark</u>
<b>MOE Expenditures</b>	\$1,759,183	\$642,598

Project	Beginning Balance A	Revenues Claimed B	Expenditures C	Ending Balance D	Verify A+B-C-D
M2 Fairshare	1,172,974	515,985	287,346	1,401,613	0
M2 Fairshare Interest	0	12,629	12,629	0	0
M2 CTFP (Project O)	-398,148	0	0	-398,148	0
M2 CTFP (Project O) Interest	0	0	0	0	0
Regional Traffic Signal Synchronization Program	223,650	0	123,117	100,533	0
Regional Traffic Signal Synchronization Program Interest	0	0	0	0	0
SMP or Senior Non-Emergency Medical	-146,027	90,186	146,518	-202,359	0
SMP or Senior Non-Emergency Medical Interest	0	0	0	0	0
Water Quality Program (Project X)	105,190	0	0	105,190	0
Water Quality Program (Project X) Interest	0	0	0	0	0
Other	-529,821	0	496,822	-1,026,643	0
Other Interest	0	0	0	0	0
<b>Grand Total</b>	<b>427,819</b>	<b>618,800</b>	<b>1,066,432</b>	<b>-19,813</b>	<b>0</b>



**M2 Expenditure Report**  
**Fiscal Year Ended June 30, 2022**  
**Beginning and Ending Balances**

Description		Line No.	Amount	Interest
<b>Balances at Beginning of Fiscal Year</b>				
<b>A-M</b>	Freeway Projects	1	\$ -	\$ -
<b>O</b>	Regional Capacity Program (RCP)	2	\$ (398,148)	\$ -
<b>P</b>	Regional Traffic Signal Synchronization Program (RTSSP)	3	\$ 223,650	\$ -
<b>Q</b>	Local Fair Share	4	\$ 1,172,975	\$ -
<b>R</b>	High Frequency Metrolink Service	5	\$ -	\$ -
<b>S</b>	Transit Extensions to Metrolink	6	\$ -	\$ -
<b>T</b>	Convert Metrolink Station(s) to Regional Gateways that connect Orange County with High-Speed Rail Systems	7	\$ -	\$ -
<b>U</b>	Senior Mobility Program or Senior Non-Emergency Medical Program	8	\$ (146,028)	\$ -
<b>V</b>	Community Based Transit/Circulators	9	\$ -	\$ -
<b>W</b>	Safe Transit Stops	10	\$ -	\$ -
<b>X</b>	Environmental Cleanup Program (Water Quality)	11	\$ (18,820)	\$ -
	Other*	12	\$ (529,821)	\$ -
<b>Balances at Beginning of Fiscal Year</b>		13	\$ 303,808	\$ -
	Monies Made Available During Fiscal Year	14	\$ 606,171	\$ 12,629
<b>Total Monies Available (Sum Lines 13 &amp; 14)</b>		15	\$ 909,979	\$ 12,629
	Expenditures During Fiscal Year	16	\$ 1,053,803	\$ 12,629
<b>Balances at End of Fiscal Year</b>				
<b>A-M</b>	Freeway Projects	17	\$ -	\$ -
<b>O</b>	Regional Capacity Program (RCP)	18	\$ (398,148)	\$ -
<b>P</b>	Regional Traffic Signal Synchronization Program (RTSSP)	19	\$ 100,533	\$ -
<b>Q</b>	Local Fair Share	20	\$ 1,401,614	\$ -
<b>R</b>	High Frequency Metrolink Service	21	\$ -	\$ -
<b>S</b>	Transit Extensions to Metrolink	22	\$ -	\$ -
<b>T</b>	Convert Metrolink Station(s) to Regional Gateways that connect Orange County with High-Speed Rail Systems	23	\$ -	\$ -
<b>U</b>	Senior Mobility Program or Senior Non-Emergency Medical Program	24	\$ (202,360)	\$ -
<b>V</b>	Community Based Transit/Circulators	25	\$ -	\$ -
<b>W</b>	Safe Transit Stops	26	\$ -	\$ -
<b>X</b>	Environmental Cleanup Program (Water Quality)	27	\$ (18,820)	\$ -
	Other*	28	\$ (1,026,643)	\$ -

\* Please provide a specific description

Other\* Pedestrian Ways & Bikepaths line 5 is ATP Grant

Other\* Storm Drains line 6 is OCTA I-405 Settlement

Other\* Overlay & Sealing line 12 is SB1 Funding

Other \* Street Lights & Traffic Signals line 13 is special assessments for street lighting

## M2 Expenditure Report

### Fiscal Year Ended June 30, 2022

### Sources and Uses

Description	Line No.	Amount	Interest
<b>Revenues:</b>			
<b>A-M</b> Freeway Projects	1	\$ -	\$ -
<b>O</b> Regional Capacity Program (RCP)	2	\$ -	\$ -
<b>P</b> Regional Traffic Signal Synchronization Program (RTSSP)	3	\$ -	\$ -
<b>Q</b> Local Fair Share	4	\$ 515,985	\$ 12,629
<b>R</b> High Frequency Metrolink Service	5	\$ -	\$ -
<b>S</b> Transit Extensions to Metrolink	6	\$ -	\$ -
<b>T</b> Convert Metrolink Station(s) to Regional Gateways that connect Orange County with High-Speed Rail Systems	7	\$ -	\$ -
<b>U</b> Senior Mobility Program or Senior Non-Emergency Medical Program	8	\$ 90,186	\$ -
<b>V</b> Community Based Transit/Circulators	9	\$ -	\$ -
<b>W</b> Safe Transit Stops	10	\$ -	\$ -
<b>X</b> Environmental Cleanup Program (Water Quality)	11	\$ -	\$ -
Other*	12	\$ -	\$ -
<b>TOTAL REVENUES (Sum lines 1 to 12)</b>	<b>13</b>	<b>\$ 606,171</b>	<b>\$ 12,629</b>
<b>Expenditures:</b>			
<b>A-M</b> Freeway Projects	14	\$ -	\$ -
<b>O</b> Regional Capacity Program (RCP)	15	\$ -	\$ -
<b>P</b> Regional Traffic Signal Synchronization Program (RTSSP)	16	\$ 123,117	\$ -
<b>Q</b> Local Fair Share	17	\$ 287,346	\$ 12,629
<b>R</b> High Frequency Metrolink Service	18	\$ -	\$ -
<b>S</b> Transit Extensions to Metrolink	19	\$ -	\$ -
<b>T</b> Convert Metrolink Station(s) to Regional Gateways that connect Orange County with High-Speed Rail Systems	20	\$ -	\$ -
<b>U</b> Senior Mobility Program or Senior Non-Emergency Medical Program	21	\$ 146,518	\$ -
<b>V</b> Community Based Transit/Circulators	22	\$ -	\$ -
<b>W</b> Safe Transit Stops	23	\$ -	\$ -
<b>X</b> Environmental Cleanup Program (Water Quality)	24	\$ -	\$ -
Other*	25	\$ 496,822	\$ -
<b>TOTAL EXPENDITURES (Sum lines 14 to 25)</b>	<b>26</b>	<b>\$ 1,053,803</b>	<b>\$ 12,629</b>
<b>TOTAL BALANCE (Subtract line 26 from 13)</b>	<b>27</b>	<b>\$ (447,632)</b>	<b>\$ -</b>

\* Please provide a specific description


Other\* Pedestrian Ways & Bikepaths line 5 is ATP Grant

Other\* Storm Drains line 6 is OCTA I-405 Settlement

Other\* Overlay & Sealing line 12 is SB1 Funding

Other \* Street Lights & Traffic Signals line 13 is special assessments for street lighting

**M2 Expenditure Report**  
**Fiscal Year Ended June 30, 2022**  
**Streets and Roads Detailed Use of Funds**

Type of Expenditure	Line No.	MOE	Developer / Impact Fees <sup>+</sup>	O	O Interest	P	P Interest	Q	Q Interest	X	X Interest	Other M2 <sup>2</sup>	Other M2 Interest	Other*	TOTAL
<b>Indirect and/or Overhead</b>	1	\$ 773,955	\$ -	\$ -	\$ -	\$ -	\$ -	\$ -	\$ -	\$ -	\$ -	\$ -	\$ -	\$ -	\$ 773,955
<b>Construction &amp; Right-of-Way</b>															
New Street Construction	2	\$ -	\$ -	\$ -	\$ -	\$ -	\$ -	\$ -	\$ -	\$ -	\$ -	\$ -	\$ -	\$ -	\$ -
Street Reconstruction	3	\$ -	\$ -	\$ -	\$ -	\$ -	\$ -	\$ -	\$ -	\$ -	\$ -	\$ -	\$ -	\$ -	\$ -
Signals, Safety Devices, & Street Lights	4	\$ 36,837.50	\$ -	\$ -	\$ -	\$ 123,117.12	\$ -	\$ 268,099.49	\$ 11,783.14	\$ -	\$ -	\$ -	\$ -	\$ -	\$ 439,837
Pedestrian Ways & Bikepaths	5	\$ 30,195.94	\$ -	\$ -	\$ -	\$ -	\$ -	\$ 19,245.67	\$ 845.86	\$ -	\$ -	\$ -	\$ -	\$ 4,095.29	\$ 54,383
Storm Drains	6	\$ 7,142.50	\$ -	\$ -	\$ -	\$ -	\$ -	\$ -	\$ -	\$ -	\$ -	\$ -	\$ -	\$ 212,565.53	\$ 219,708
Storm Damage	7	\$ -	\$ -	\$ -	\$ -	\$ -	\$ -	\$ -	\$ -	\$ -	\$ -	\$ -	\$ -	\$ -	\$ -
<b>Total Construction<sup>1</sup></b>	8	\$ 74,175.94	\$ -	\$ -	\$ -	\$ 123,117.12	\$ -	\$ 287,345.16	\$ 12,629.00	\$ -	\$ -	\$ -	\$ -	\$ 216,660.82	\$ 713,928
Right of Way Acquisition	9	\$ -	\$ -	\$ -	\$ -	\$ -	\$ -	\$ -	\$ -	\$ -	\$ -	\$ -	\$ -	\$ -	\$ -
<b>Total Construction &amp; Right-of-Way</b>	10	\$ 74,175.94	\$ -	\$ -	\$ -	\$ 123,117.12	\$ -	\$ 287,345.16	\$ 12,629.00	\$ -	\$ -	\$ -	\$ -	\$ 216,660.82	\$ 713,928
<b>Maintenance</b>															
Patching	11	\$ 128,675.55	\$ -	\$ -	\$ -	\$ -	\$ -	\$ -	\$ -	\$ -	\$ -	\$ -	\$ -	\$ -	\$ 128,676
Overlay & Sealing	12	\$ -	\$ -	\$ -	\$ -	\$ -	\$ -	\$ -	\$ -	\$ -	\$ -	\$ -	\$ -	\$ 74,408.14	\$ 74,408
Street Lights & Traffic Signals	13	\$ 77,537.08	\$ -	\$ -	\$ -	\$ -	\$ -	\$ -	\$ -	\$ -	\$ -	\$ -	\$ -	\$ 205,753.44	\$ 283,291
Storm Damage	14	\$ 18,516.73	\$ -	\$ -	\$ -	\$ -	\$ -	\$ -	\$ -	\$ -	\$ -	\$ -	\$ -	\$ -	\$ 18,517
Other Street Purpose Maintenance	15	\$ 686,322.29	\$ -	\$ -	\$ -	\$ -	\$ -	\$ -	\$ -	\$ -	\$ -	\$ -	\$ -	\$ -	\$ 686,322
<b>Total Maintenance<sup>1</sup></b>	16	\$ 911,051.65	\$ -	\$ -	\$ -	\$ -	\$ -	\$ -	\$ -	\$ -	\$ -	\$ -	\$ -	\$ 280,161.58	\$ 1,191,213
<b>Other</b>	17		\$ -	\$ -	\$ -	\$ -	\$ -	\$ -	\$ -	\$ -	\$ -	\$ 146,517.84	\$ -	\$ -	\$ 146,518
<b>GRAND TOTALS (Sum Lines 1, 10, 16, 17)</b>	18	\$ 1,759,183	\$ -	\$ -	\$ -	\$ 123,117	\$ -	\$ 287,345	\$ 12,629	\$ -	\$ -	\$ 146,518	\$ -	\$ 496,822	\$ 2,825,614
<b>Finance Director Confirmation</b>	19	Any California State Constitution Article XIX streets and road eligible expenditure may be "counted" in local jurisdictions' calculation of MOE if the activity is supported (funded) by a local jurisdictions' discretionary funds (e.g. general fund). The California State Controller also provides useful information on Article XIX and the Streets and Highways Code eligible expenditures in its "Guidelines Relating to Gas Tax Expenditures for Cities and Counties". I have reviewed and am aware of these guidelines and their applicability in calculating and reporting on Maintenance of Effort expenditures.  Finance Director initial: 													

<sup>1</sup> Includes direct charges for staff time

<sup>2</sup> Other M2 includes A-M, R,S,T,U,V, and W

+ Transportation related only

\* Please provide a specific description

Other\* Pedestrian Ways & Bikepaths line 5 is ATP Grant

Other\* Storm Drains line 6 is OCTA I-405 Settlement

Other\* Overlay & Sealing line 12 is SB1 Funding

Other \* Street Lights & Traffic Signals line 13 is special assessments for street lighting

**Legend**

Project	Description
A-M	Freeway Projects
O	Regional Capacity Program (RCP)
P	Regional Traffic Signal Synchronization Program (RTSSP)
Q	Local Fair Share
R	High Frequency Metrolink Service
S	Transit Extensions to Metrolink
T	Convert Metrolink Station(s) to Regional Gateways that connect Orange County with High-Speed Rail Systems
U	Senior Mobility Program or Senior Non-Emergency Medical Program
V	Community Based Transit/Circulators
W	Safe Transit Stops
X	Environmental Cleanup Program (Water Quality)



**M2 Expenditure Report**  
**Fiscal Year Ended June 30, 2022**

I hereby certify that:

All the information attached herein and included in schedules 1 through 4 is true and accurate to the best of my knowledge;

The interest earned on Net Revenues allocated pursuant to the Ordinance shall be expended only for those purposes for which the Net Revenues were allocated;

The City/County of Seal Beach is aware of the State Controller's "Guidelines Relating to Gas Tax Expenditures for Cities and Counties", which is a guide for determining MOE Expenditures for M2 Eligibility purposes;

The City/County's Expenditure Report is in compliance with direction provided in the State Controller's "Guidelines Relating to Gas Tax Expenditures for Cities and Counties;" and


The City/County of Seal Beach has expended in this fiscal year an amount of local discretionary funds for streets and roads purposes at least equal to one of the maintenance of effort requirements below<sup>10</sup>:

A) The City/County met the existing FY 2021-22 MOE benchmark dollar amount.

~~B) The City/County met a proportional MOE benchmark amount of FY 2021-22 General Funds Revenues that is at least equal to the percent listed in column C of Exhibit 2 in the M2 Eligibility Guidelines.<sup>13</sup>~~

Barbara Arenado  
 Director of Finance (Print Name)

11/30/2022  
 Date

  
 Signature

<sup>13</sup> ~~An Actual General Fund Revenue excerpt from a jurisdiction's Annual Comprehensive Finance Report (ACFR) must be provided as backup documentation.~~

## RESOLUTION 7351

### A RESOLUTION OF THE SEAL BEACH CITY COUNCIL APPROVING THE MEASURE M2 EXPENDITURE REPORT FOR THE CITY OF SEAL BEACH FOR FY 2021-2022

WHEREAS, local jurisdictions are required to meet eligibility requirements and submit eligibility verification packages to Orange County Transportation Authority (OCTA) in order to remain eligible to receive M2 funds; and,

WHEREAS, local jurisdictions are required to adopt an annual M2 Expenditure Report as part of one of the eligibility requirements; and,

WHEREAS, local jurisdictions are required to account for Net Revenues, developer/traffic impact fees, and funds expended by local jurisdiction in the M2 Expenditure Report that satisfy the Maintenance of Effort requirements; and,

WHEREAS, the M2 Expenditure Report shall include all Net Revenue fund balances, interest earned and expenditures identified by type and program or project; and,

WHEREAS, the M2 Expenditure Report must be adopted and submitted to the OCTA each year within six months of the end of the local jurisdiction's fiscal year to be eligible to receive Net Revenues as part of M2.

NOW, THEREFORE, THE SEAL BEACH CITY COUNCIL DOES HEREBY RESOLVE:

- Section 1. The Measure M2 Expenditure Report for Fiscal Year 2021-2022, incorporated herein by this reference, is in conformance with the M2 Expenditure Report Template provided in the Measure M2 Eligibility Guidelines and accounts for Net Revenues including interest earned, expenditures during the fiscal year and balances at the end of fiscal year.
- Section 2. The M2 Expenditure Report is hereby adopted for the City of Seal Beach.
- Section 3. The City of Seal Beach Director of Finance/City Treasurer is hereby authorized to sign and submit the M2 Expenditure Report for Fiscal Year ending June 30, 2022 to the Orange County Transportation Authority no later than December 31, 2022.

PASSED, APPROVED AND ADOPTED by the Seal Beach City Council at a regular meeting held on the 12th day of December, 2022 by the following vote:

AYES: Council Members: Kalmick, Massa-Lavitt, Moore, Sustarsic, Varipapa

NOES: Council Members: None


ABSENT: Council Members: None

ABSTAIN: Council Members: None



Joe Kalmick, Mayor

ATTEST:




Gloria D. Harper, City Clerk



STATE OF CALIFORNIA }  
COUNTY OF ORANGE } SS  
CITY OF SEAL BEACH }

I, Gloria D. Harper, City Clerk of the City of Seal Beach, do hereby certify that the foregoing resolution is the original copy of Resolution 7351 on file in the office of the City Clerk, passed, approved, and adopted by the City Council at a regular meeting held on the 12<sup>th</sup> day of December, 2022.



Gloria D. Harper, City Clerk





**Orange County Transportation Authority**

**M2 Fact Sheet**

**City of Stanton**

**Fiscal Year Ended June 30, 2022**

Council Action 12/13/2022

Signed Resolution Yes

Revised Final Report? No

	<u>Actual</u>	<u>Benchmark</u>
<b>MOE Expenditures</b>	\$311,852	\$285,869

<b>Project</b>	<b>Beginning Balance A</b>	<b>Revenues Claimed B</b>	<b>Expenditures C</b>	<b>Ending Balance D</b>	<b>Verify A+B-C-D</b>
M2 Fairshare	621,280	669,470	149,673	1,141,077	0
M2 Fairshare Interest	1	0	0	1	0
SMP or Senior Non-Emergency Medical	53,652	43,328	35,654	61,327	0
SMP or Senior Non-Emergency Medical Interest	-1	0	0	-1	0
Water Quality Program (Project X)	0	0	85,742	-85,742	0
Water Quality Program (Project X) Interest	0	0	0	0	0
<b>Grand Total</b>	<b>674,932</b>	<b>712,799</b>	<b>271,069</b>	<b>1,116,661</b>	<b>0</b>



**M2 Expenditure Report**  
**Fiscal Year Ended June 30, 2022**  
**Beginning and Ending Balances**

Description		Line No.	Amount	Interest
<b>Balances at Beginning of Fiscal Year</b>				
<b>A-M</b>	Freeway Projects	1	\$ -	\$ -
<b>O</b>	Regional Capacity Program (RCP)	2	\$ -	\$ -
<b>P</b>	Regional Traffic Signal Synchronization Program (RTSSP)	3	\$ -	\$ -
<b>Q</b>	Local Fair Share	4	\$ 621,280	\$ -
<b>R</b>	High Frequency Metrolink Service	5	\$ -	\$ -
<b>S</b>	Transit Extensions to Metrolink	6	\$ -	\$ -
<b>T</b>	Convert Metrolink Station(s) to Regional Gateways that connect Orange County with High-Speed Rail Systems	7	\$ -	\$ -
<b>U</b>	Senior Mobility Program or Senior Non-Emergency Medical Program	8	\$ 53,652	\$ -
<b>V</b>	Community Based Transit/Circulators	9	\$ -	\$ -
<b>W</b>	Safe Transit Stops	10	\$ -	\$ -
<b>X</b>	Environmental Cleanup Program (Water Quality)	11	\$ -	\$ -
	Other*	12	\$ -	\$ -
<b>Balances at Beginning of Fiscal Year</b>		13	\$ 674,932	\$ -
	Monies Made Available During Fiscal Year	14	\$ 712,798	\$ -
<b>Total Monies Available (Sum Lines 13 &amp; 14)</b>		15	\$ 1,387,730	\$ -
	Expenditures During Fiscal Year	16	\$ 271,069	\$ -
<b>Balances at End of Fiscal Year</b>				
<b>A-M</b>	Freeway Projects	17	\$ -	\$ -
<b>O</b>	Regional Capacity Program (RCP)	18	\$ -	\$ -
<b>P</b>	Regional Traffic Signal Synchronization Program (RTSSP)	19	\$ -	\$ -
<b>Q</b>	Local Fair Share	20	\$ 1,141,077	\$ -
<b>R</b>	High Frequency Metrolink Service	21	\$ -	\$ -
<b>S</b>	Transit Extensions to Metrolink	22	\$ -	\$ -
<b>T</b>	Convert Metrolink Station(s) to Regional Gateways that connect Orange County with High-Speed Rail Systems	23	\$ -	\$ -
<b>U</b>	Senior Mobility Program or Senior Non-Emergency Medical Program	24	\$ 61,326	\$ -
<b>V</b>	Community Based Transit/Circulators	25	\$ -	\$ -
<b>W</b>	Safe Transit Stops	26	\$ -	\$ -
<b>X</b>	Environmental Cleanup Program (Water Quality) <sup>1</sup>	27	\$ (85,742)	\$ -
	Other*	28	\$ -	\$ -

\* Please provide a specific description

<sup>1</sup> The City submitted a reimbursement request to OCTA in August 2022. As of October 31, 2022, the reimbursement payment is still outstanding.

**M2 Expenditure Report**  
**Fiscal Year Ended June 30, 2022**  
**Sources and Uses**

Description		Line No.	Amount	Interest (1)
<b>Revenues:</b>				
<b>A-M</b>	Freeway Projects	1	\$ -	\$ -
<b>O</b>	Regional Capacity Program (RCP)	2	\$ -	\$ -
<b>P</b>	Regional Traffic Signal Synchronization Program (RTSSP)	3	\$ -	\$ -
<b>Q</b>	Local Fair Share	4	\$ 669,470	\$ -
<b>R</b>	High Frequency Metrolink Service	5	\$ -	\$ -
<b>S</b>	Transit Extensions to Metrolink	6	\$ -	\$ -
<b>T</b>	Convert Metrolink Station(s) to Regional Gateways that connect Orange County with High-Speed Rail Systems	7	\$ -	\$ -
<b>U</b>	Senior Mobility Program or Senior Non-Emergency Medical Program	8	\$ 43,328	\$ -
<b>V</b>	Community Based Transit/Circulators	9	\$ -	\$ -
<b>W</b>	Safe Transit Stops	10	\$ -	\$ -
<b>X</b>	Environmental Cleanup Program (Water Quality)	11	\$ -	\$ -
	Other*	12	\$ -	\$ -
<b>TOTAL REVENUES (Sum lines 1 to 12)</b>		13	\$ 712,798	\$ -
<b>Expenditures:</b>				
<b>A-M</b>	Freeway Projects	14	\$ -	\$ -
<b>O</b>	Regional Capacity Program (RCP)	15	\$ -	\$ -
<b>P</b>	Regional Traffic Signal Synchronization Program (RTSSP)	16	\$ -	\$ -
<b>Q</b>	Local Fair Share	17	\$ 149,673	\$ -
<b>R</b>	High Frequency Metrolink Service	18	\$ -	\$ -
<b>S</b>	Transit Extensions to Metrolink	19	\$ -	\$ -
<b>T</b>	Convert Metrolink Station(s) to Regional Gateways that connect Orange County with High-Speed Rail Systems	20	\$ -	\$ -
<b>U</b>	Senior Mobility Program or Senior Non-Emergency Medical Program	21	\$ 35,654	\$ -
<b>V</b>	Community Based Transit/Circulators	22	\$ -	\$ -
<b>W</b>	Safe Transit Stops	23	\$ -	\$ -
<b>X</b>	Environmental Cleanup Program (Water Quality)	24	\$ 85,742	\$ -
	Other*	25	\$ -	\$ -
<b>TOTAL EXPENDITURES (Sum lines 14 to 25)</b>		26	\$ 271,069	\$ -
<b>TOTAL BALANCE (Subtract line 26 from 13)</b>		27	\$ 441,729	\$ -

- (1) The City allocates interest income as well as unrealized gains (and losses) on investment income to certain City funds, including all restricted funds (such as special revenue funds). During Fiscal Year 2021/22, the unrealized loss allocated to the Local Fair Share and Senior Mobility Transportation Programs exceeded the amount of interest income that was allocated to each program due to the poor performance in the City's investment portfolio during the fiscal year. As a result, the total investment income allocated to these programs during Fiscal Year 2021/22 was \$0.

**M2 Expenditure Report**  
**Fiscal Year Ended June 30, 2022**  
**Streets and Roads Detailed Use of Funds**

Type of Expenditure	Line No.	MOE	Developer / Impact Fees <sup>+</sup>	O	O Interest	P	P Interest	Q	Q Interest	X	X Interest	Other M2 <sup>2</sup>	Other M2 Interest <sup>2</sup>	Other*	TOTAL
<b>Indirect and/or Overhead</b>	1	\$ 18,230	\$ -	\$ -	\$ -	\$ -	\$ -	\$ -	\$ -	\$ -	\$ -	\$ 3,285	\$ -	\$ -	\$ 21,515
<b>Construction &amp; Right-of-Way</b>															
New Street Construction	2	\$ -	\$ -	\$ -	\$ -	\$ -	\$ -	\$ -	\$ -	\$ -	\$ -	\$ -	\$ -	\$ -	\$ -
Street Reconstruction	3	\$ -	\$ -	\$ -	\$ -	\$ -	\$ -	\$ -	\$ -	\$ -	\$ -	\$ -	\$ -	\$ -	\$ -
Signals, Safety Devices, & Street Lights <sup>3</sup>	4	\$ -	\$ 54,068	\$ -	\$ -	\$ -	\$ -	\$ 55,716	\$ -	\$ -	\$ -	\$ -	\$ -	\$ -	\$ 109,784
Pedestrian Ways & Bikepaths	5	\$ -	\$ -	\$ -	\$ -	\$ -	\$ -	\$ -	\$ -	\$ -	\$ -	\$ -	\$ -	\$ -	\$ -
Storm Drains <sup>4</sup>	6	\$ -	\$ -	\$ -	\$ -	\$ -	\$ -	\$ -	\$ -	\$ 85,742	\$ -	\$ -	\$ -	\$ -	\$ 85,742
Storm Damage	7	\$ -	\$ -	\$ -	\$ -	\$ -	\$ -	\$ -	\$ -	\$ -	\$ -	\$ -	\$ -	\$ -	\$ -
<b>Total Construction<sup>1</sup></b>	8	\$ -	\$ 54,068	\$ -	\$ -	\$ -	\$ -	\$ 55,716	\$ -	\$ 85,742	\$ -	\$ -	\$ -	\$ -	\$ 195,526
Right of Way Acquisition	9	\$ -	\$ -	\$ -	\$ -	\$ -	\$ -	\$ -	\$ -	\$ -	\$ -	\$ -	\$ -	\$ -	\$ -
<b>Total Construction &amp; Right-of-Way</b>	10	\$ -	\$ 54,068	\$ -	\$ -	\$ -	\$ -	\$ 55,716	\$ -	\$ 85,742	\$ -	\$ -	\$ -	\$ -	\$ 195,526
<b>Maintenance</b>															
Patching	11	\$ 60,000	\$ -	\$ -	\$ -	\$ -	\$ -	\$ -	\$ -	\$ -	\$ -	\$ -	\$ -	\$ -	\$ 60,000
Overlay & Sealing <sup>5</sup>	12	\$ 75,000	\$ -	\$ -	\$ -	\$ -	\$ -	\$ 93,957	\$ -	\$ -	\$ -	\$ -	\$ -	\$ -	\$ 168,957
Street Lights & Traffic Signals	13	\$ -	\$ -	\$ -	\$ -	\$ -	\$ -	\$ -	\$ -	\$ -	\$ -	\$ -	\$ -	\$ -	\$ -
Storm Damage	14	\$ -	\$ -	\$ -	\$ -	\$ -	\$ -	\$ -	\$ -	\$ -	\$ -	\$ -	\$ -	\$ -	\$ -
Other Street Purpose Maintenance	15	\$ 158,622	\$ -	\$ -	\$ -	\$ -	\$ -	\$ -	\$ -	\$ -	\$ -	\$ -	\$ -	\$ -	\$ 158,622
<b>Total Maintenance<sup>1</sup></b>	16	\$ 293,622	\$ -	\$ -	\$ -	\$ -	\$ -	\$ 93,957	\$ -	\$ -	\$ -	\$ -	\$ -	\$ -	\$ 387,579
<b>Other</b>	17		\$ -	\$ -	\$ -	\$ -	\$ -	\$ -	\$ -	\$ -	\$ -	\$ 32,369	\$ -	\$ -	\$ 32,369
<b>GRAND TOTALS (Sum Lines 1, 10, 16, 17)</b>	18	\$ 311,852	\$ 54,068	\$ -	\$ -	\$ -	\$ -	\$ 149,673	\$ -	\$ 85,742	\$ -	\$ 35,654	\$ -	\$ -	\$ 636,989
<b>Finance Director Confirmation</b>	19	Any California State Constitution Article XIX streets and road eligible expenditure may be "counted" in local jurisdictions' calculation of MOE if the activity is supported (funded) by a local jurisdictions' discretionary funds (e.g. general fund). The California State Controller also provides useful information on Article XIX and the Streets and Highways Code eligible expenditures in its "Guidelines Relating to Gas Tax Expenditures for Cities and Counties". I have reviewed and am aware of these guidelines and their applicability in calculating and reporting on Maintenance of Effort expenditures.  Finance Director initial: <u>MB</u>													

<sup>1</sup> Includes direct charges for staff time

<sup>2</sup> Other M2 includes A-M, R,S,T,U,V, and W (Senior Mobility Transportation Program. For Fiscal Year 2021/22, Other M2 expenditures are solely for the City's Senior Mobility Transportation Program.

+ Transportation related only

\* Please provide a specific description

<sup>3</sup> Fiscal Year 2020/21 Traffic Signal Improvements (2021-105)

<sup>4</sup> Fiscal Year 2021/22 Catch Basin Full Trash Capture Installations (2022-103)

<sup>5</sup> Fiscal Year 2021/22 and 2022/23 Citywide Street Rehabilitation Projects (2022-101 + 2023-101)

**Legend**

Project	Description
A-M	Freeway Projects
O	Regional Capacity Program (RCP)
P	Regional Traffic Signal Synchronization Program (RTSSP)
Q	Local Fair Share
R	High Frequency Metrolink Service
S	Transit Extensions to Metrolink
T	Convert Metrolink Station(s) to Regional Gateways that connect Orange County with High-Speed Rail Systems
U	Senior Mobility Program or Senior Non-Emergency Medical Program
V	Community Based Transit/Circulators
W	Safe Transit Stops
X	Environmental Cleanup Program (Water Quality)



**M2 Expenditure Report**  
**Fiscal Year Ended June 30, 2022**

I hereby certify that:

All the information attached herein and included in schedules 1 through 4 is true and accurate to the best of my knowledge;

The interest earned on Net Revenues allocated pursuant to the Ordinance shall be expended only for those purposes for which the Net Revenues were allocated;

The City of Stanton is aware of the State Controller's "Guidelines Relating to Gas Tax Expenditures for Cities and Counties", which is a guide for determining MOE Expenditures for M2 Eligibility purposes;

The City's Expenditure Report is in compliance with direction provided in the State Controller's "Guidelines Relating to Gas Tax Expenditures for Cities and Counties;" and


The City of Stanton has expended in this fiscal year an amount of local discretionary funds for streets and roads purposes at least equal to one of the maintenance of effort requirements below:

A) The City met the existing FY 2021-22 MOE benchmark dollar amount.

B) The City met a proportional MOE benchmark amount of FY 2021-22 General Funds Revenues that is at least equal to the percent listed in column C of Exhibit 2 in the M2 Eligibility Guidelines.<sup>13</sup>

Michelle Bannigan  
Director of Finance (Print Name)

12/13/2022  
Date

  
Signature

<sup>13</sup> An actual General Fund Revenue excerpt from a jurisdiction's Annual Comprehensive Financial Report (ACFR) must be provided as backup documentation.

RESOLUTION NO. 2022-46

**A RESOLUTION OF THE CITY COUNCIL OF THE CITY OF STANTON CONCERNING THE MEASURE M2 EXPENDITURE REPORT FOR THE CITY OF STANTON FOR THE FISCAL YEAR ENDED JUNE 30, 2022**

**WHEREAS**, local jurisdictions are required to meet eligibility requirements and submit eligibility verification packages to Orange County Transportation Authority (OCTA) in order to remain eligible to receive M2 Funds; and

**WHEREAS**, local jurisdictions are required to adopt an annual Expenditure Report as part of one of the eligibility requirements; and

**WHEREAS**, local jurisdictions are required to account for Net Revenues, developer/traffic impact fees, and funds expended by local jurisdiction in the Expenditure Report that satisfy the Maintenance of Effort requirements; and

**WHEREAS**, the Expenditure Report shall include all Net Revenue fund balances, interest earned, and expenditures identified by type and program or project; and

**WHEREAS**, the Expenditure Report must be adopted and submitted to the OCTA each year within six months of the end of the local jurisdiction's fiscal year to be eligible to receive Net Revenues as part of M2.

**NOW, THEREFORE, BE IT RESOLVED THAT THE CITY COUNCIL OF THE CITY OF STANTON DOES HEREBY INFORM OCTA THAT:**

**SECTION 1:** The M2 Expenditure Report for the fiscal year ended June 30, 2022 ("Exhibit A"), is in conformance with the template provided in the Measure M2 Eligibility Guidelines and accounts for Net Revenues including interest earned, expenditures during the fiscal year and balances at the end of fiscal year.

**SECTION 2:** The M2 Expenditure Report for the fiscal year ended June 30, 2022, is hereby adopted by the City of Stanton.


**SECTION 3:** The City of Stanton Finance Director is hereby authorized to sign and submit the M2 Expenditure Report to OCTA for the fiscal year ended June 30, 2022.

**SECTION 4:** The City Clerk shall certify as to the adoption of this Resolution.

PASSED, APPROVED, AND ADOPTED this 13<sup>th</sup> day of December 2022.

  
\_\_\_\_\_  
DAVID J. SHAWVER, MAYOR

APPROVED AS TO FORM:

  
\_\_\_\_\_  
HONGDAO NGUYEN, CITY ATTORNEY

ATTEST:

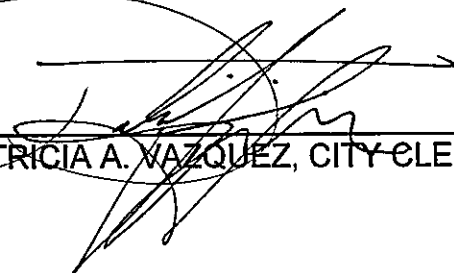
I, Patricia A. Vazquez, City Clerk of the City of Stanton, California DO HEREBY CERTIFY that the foregoing Resolution, being Resolution No. 2022-46 has been duly signed by the Mayor and attested by the City Clerk, all at a regular meeting of the Stanton City Council, held on December 13, 2022, and that the same was adopted, signed, and approved by the following vote to wit:

AYES: Ramirez, Shawver, Taylor, Van, Warren

NOES: None

ABSENT: None

ABSTAIN: None

  
\_\_\_\_\_  
PATRICIA A. VAZQUEZ, CITY CLERK



**Orange County Transportation Authority**

**M2 Fact Sheet**

**City of Tustin**

**Fiscal Year Ended June 30, 2022**

**Council Action** 11/15/2022

**Signed Resolution** Yes

**Revised Final Report?** No

	<u>Actual</u>	<u>Benchmark</u>
<b>MOE Expenditures</b>	\$4,100,081	\$1,697,045

Project	Beginning Balance A	Revenues Claimed B	Expenditures C	Ending Balance D	Verify A+B-C-D
M2 Fairshare	2,886,694	2,023,597	3,334,282	1,576,010	0
M2 Fairshare Interest	0	0	0	0	0
M2 CTFP (Project O)	756,893	0	1,506,510	-749,617	0
M2 CTFP (Project O) Interest	0	0	0	0	0
SMP or Senior Non-Emergency Medical	46,755	75,560	94,333	27,982	0
SMP or Senior Non-Emergency Medical Interest	0	0	0	0	0
Community Based Transit/Circulators	0	0	0	0	0
Community Based Transit/Circulators Interest	0	0	0	0	0
Water Quality Program (Project X)	2,431,360	0	200,000	2,231,360	0
Water Quality Program (Project X) Interest	0	0	0	0	0
Other	0	0	0	0	0
Other Interest	0	0	0	0	0
<b>Grand Total</b>	<b>6,121,701</b>	<b>2,099,157</b>	<b>5,135,125</b>	<b>3,085,734</b>	<b>0</b>



**M2 Expenditure Report**  
**Fiscal Year Ended June 30, 2022**  
**Beginning and Ending Balances**

Description		Line No.	Amount	Interest
<b>Balances at Beginning of Fiscal Year</b>				
<b>A-M</b>	Freeway Projects	1	\$ -	\$ -
<b>O</b>	Regional Capacity Program (RCP) *	2	\$ 1,506,510	\$ -
<b>P</b>	Regional Traffic Signal Synchronization Program (RTSSP)	3	\$ -	\$ -
<b>Q</b>	Local Fair Share *	4	\$ 4,277,523	\$ -
<b>R</b>	High Frequency Metrolink Service	5	\$ -	\$ -
<b>S</b>	Transit Extensions to Metrolink	6	\$ -	\$ -
<b>T</b>	Convert Metrolink Station(s) to Regional Gateways that connect Orange County with High-Speed Rail Systems	7	\$ -	\$ -
<b>U</b>	Senior Mobility Program or Senior Non-Emergency Medical Program	8	\$ 46,756	\$ -
<b>V</b>	Community Based Transit/Circulators	9	\$ -	\$ -
<b>W</b>	Safe Transit Stops	10	\$ -	\$ -
<b>X</b>	Environmental Cleanup Program (Water Quality) *	11	\$ 200,000	\$ -
	Other*	12	\$ -	\$ -
<b>Balances at Beginning of Fiscal Year</b>		13	\$ 6,030,789	\$ -
	Monies Made Available During Fiscal Year	14	\$ 2,099,157	\$ -
<b>Total Monies Available (Sum Lines 13 &amp; 14)</b>		15	\$ 8,129,946	\$ -
	Expenditures During Fiscal Year	16	\$ 5,135,125	\$ -
<b>Balances at End of Fiscal Year</b>				
<b>A-M</b>	Freeway Projects	17	\$ -	\$ -
<b>O</b>	Regional Capacity Program (RCP)	18	\$ -	\$ -
<b>P</b>	Regional Traffic Signal Synchronization Program (RTSSP)	19	\$ -	\$ -
<b>Q</b>	Local Fair Share	20	\$ 2,966,839	\$ -
<b>R</b>	High Frequency Metrolink Service	21	\$ -	\$ -
<b>S</b>	Transit Extensions to Metrolink	22	\$ -	\$ -
<b>T</b>	Convert Metrolink Station(s) to Regional Gateways that connect Orange County with High-Speed Rail Systems	23	\$ -	\$ -
<b>U</b>	Senior Mobility Program or Senior Non-Emergency Medical Program	24	\$ 27,983	\$ -
<b>V</b>	Community Based Transit/Circulators	25	\$ -	\$ -
<b>W</b>	Safe Transit Stops	26	\$ -	\$ -
<b>X</b>	Environmental Cleanup Program (Water Quality)	27	\$ -	\$ -
	Other*	28	\$ -	\$ -

\* Please provide a specific description

Adjustment to the beginning balances for Project O, Q, and X.

Staff (Finance/PW) worked to reconcile project expenditures to ensure that expenditures were properly captured. The effort yielded an increase to the beginning balance of Project O by \$749,618 from \$756,892 to \$1,506,510. In addition, it yielded an increase to the beginning balance of Project Q by \$1,481,742 from \$2,795,781 to \$4,277,523. As well as a decrease to the beginning balance of Project X by \$2,231,360 from \$2,431,360 to \$200,000.

**M2 Expenditure Report**  
**Fiscal Year Ended June 30, 2022**  
**Sources and Uses**

Description		Line No.	Amount	Interest
<b>Revenues:</b>				
<b>A-M</b>	Freeway Projects	1	\$ -	\$ -
<b>O</b>	Regional Capacity Program (RCP)	2		\$ -
<b>P</b>	Regional Traffic Signal Synchronization Program (RTSSP)	3	\$ -	\$ -
<b>Q</b>	Local Fair Share	4	\$ 2,023,597	\$ -
<b>R</b>	High Frequency Metrolink Service	5	\$ -	\$ -
<b>S</b>	Transit Extensions to Metrolink	6	\$ -	\$ -
<b>T</b>	Convert Metrolink Station(s) to Regional Gateways that connect Orange County with High-Speed Rail Systems	7	\$ -	\$ -
<b>U</b>	Senior Mobility Program or Senior Non-Emergency Medical Program	8	\$ 75,560	\$ -
<b>V</b>	Community Based Transit/Circulators	9	\$ -	\$ -
<b>W</b>	Safe Transit Stops	10	\$ -	\$ -
<b>X</b>	Environmental Cleanup Program (Water Quality)	11		\$ -
	Other*	12	\$ -	\$ -
<b>TOTAL REVENUES (Sum lines 1 to 12)</b>		13	\$ 2,099,157	\$ -
<b>Expenditures:</b>				
<b>A-M</b>	Freeway Projects	14	\$ -	\$ -
<b>O</b>	Regional Capacity Program (RCP)	15	\$ 1,506,510	\$ -
<b>P</b>	Regional Traffic Signal Synchronization Program (RTSSP)	16	\$ -	\$ -
<b>Q</b>	Local Fair Share	17	\$ 3,334,282	\$ -
<b>R</b>	High Frequency Metrolink Service	18	\$ -	\$ -
<b>S</b>	Transit Extensions to Metrolink	19	\$ -	\$ -
<b>T</b>	Convert Metrolink Station(s) to Regional Gateways that connect Orange County with High-Speed Rail Systems	20	\$ -	\$ -
<b>U</b>	Senior Mobility Program or Senior Non-Emergency Medical Program	21	\$ 94,333	\$ -
<b>V</b>	Community Based Transit/Circulators	22	\$ -	\$ -
<b>W</b>	Safe Transit Stops	23	\$ -	\$ -
<b>X</b>	Environmental Cleanup Program (Water Quality)	24	\$ 200,000	\$ -
	Other*	25	\$ -	\$ -
<b>TOTAL EXPENDITURES (Sum lines 14 to 25)</b>		26	\$ 5,135,125	\$ -
<b>TOTAL BALANCE (Subtract line 26 from 13)</b>		27	\$ (3,035,968)	\$ -

\* Please provide a specific description

Zero interest was allocated to Project Q and U due to allocated unrealized loss from the investment portfolio.





### M2 Expenditure Report Fiscal Year Ended June 30, 2022

I hereby certify that:

All the information attached herein and included in schedules 1 through 4 is true and accurate to the best of my knowledge;

The interest earned on Net Revenues allocated pursuant to the Ordinance shall be expended only for those purposes for which the Net Revenues were allocated;

The City/County of Tustin is aware of the State Controller’s “Guidelines Relating to Gas Tax Expenditures for Cities and Counties”, which is a guide for determining MOE Expenditures for M2 Eligibility purposes;

The City/County’s Expenditure Report is in compliance with direction provided in the State Controller’s “Guidelines Relating to Gas Tax Expenditures for Cities and Counties;” and

The City/County of Tustin has expended in this fiscal year an amount of local discretionary funds for streets and roads purposes at least equal to one of the maintenance of effort requirements below<sup>10</sup>:

A) The City/County met the existing FY 2021-22 MOE benchmark dollar amount.

B) The City/County met a proportional MOE benchmark amount of FY 2020-21 General Funds Revenues that is at least equal to the percent listed in column C of Exhibit 2 in the M2 Eligibility Guidelines.<sup>13</sup>

Jason Al-Imam  
Director of Finance

11/08/22  
Date

DocuSigned by:  
*Jason Al-Imam*  
Signature 8D75CC3AF0CB4AE...

<sup>13</sup> An Actual General Fund Revenue excerpt from a jurisdiction's Annual Comprehensive Finance Report (ACFR) must be provided as backup documentation.

RESOLUTION NO. 22-61

A RESOLUTION OF THE CITY COUNCIL OF THE CITY OF TUSTIN, CALIFORNIA,  
CONCERNING THE MEASURE M2 (M2) EXPENDITURE REPORT FOR THE CITY  
OF TUSTIN, CALIFORNIA

WHEREAS, local jurisdictions are required to meet eligibility requirements and submit eligibility verification packages to the Orange County Transportation Authority (OCTA) in order to remain eligible to receive M2 funds; and

WHEREAS, local jurisdictions are required to adopt an annual M2 Expenditure Report as part of one of the eligibility requirements; and

WHEREAS, local jurisdictions are required to account for Net Revenues, developer/traffic impact fees, and funds expended by local jurisdiction in the M2 Expenditure Report that satisfy the Maintenance of Effort requirements; and

WHEREAS, the M2 Expenditure Report shall include all Net Revenue fund balances, interest earned and expenditures identified by type and program or project; and

WHEREAS, the M2 Expenditure Report must be adopted and submitted to the OCTA each year within six months of the end of the local jurisdiction's fiscal year to be eligible to receive Net Revenues as part of M2.

NOW, THEREFORE, BE IT RESOLVED that the City Council for the City of Tustin, California does hereby inform OCTA that:

- a) The M2 Expenditure Report is in conformance with the template provided in the Measure M2 Eligibility Guidelines and accounts for Net Revenues including interest earned, expenditures during the fiscal year, and balances at the end of fiscal year.
- b) The M2 Expenditure Report is hereby adopted by the City of Tustin, California.
- c) The City of Tustin Finance Director is hereby authorized to sign and submit the M2 Expenditure Report to OCTA for the fiscal year ending June 30, 2022.

PASSED, APPROVED, AND ADOPTED at a regular meeting of the City Council of the City of Tustin, California, held on the 15<sup>th</sup> day of November, 2022.

DocuSigned by:  
*Austin Lombard*  
AUSTIN LOMBARD,  
Mayor

ATTEST:

DocuSigned by:

*Erica Yasuda*



ERICA N. YASUDA,  
City Clerk

STATE OF CALIFORNIA )  
COUNTY OF ORANGE ) SS  
CITY OF TUSTIN )

I, Erica N. Yasuda, City Clerk and ex-officio Clerk of the City Council of the City of Tustin, California, do hereby certify that the whole number of the members of the City Council of the City of Tustin is five; that the above and foregoing Resolution No. 22-61 was duly passed and adopted at a regular meeting of the Tustin City Council, held on the 15<sup>th</sup> day of November, 2022, by the following vote:

COUNCILMEMBER AYES:	<u>Lumbard, Clark, Gallagher, Gomez</u>	(4)
COUNCILMEMBER NOES:	_____	(0)
COUNCILMEMBER ABSTAINED:	_____	(0)
COUNCILMEMBER ABSENT:	<u>Cooper</u>	(1)

DocuSigned by:

*Erica Yasuda*



ERICA N. YASUDA,  
City Clerk



**Orange County Transportation Authority**

**M2 Fact Sheet**

**City of Villa Park**

**Fiscal Year Ended June 30, 2022**

Council Action 12/13/2022

Signed Resolution Yes

Revised Final Report? No

	<u>Actual</u>	<u>Benchmark</u>
<b>MOE Expenditures</b>	\$480,163	\$373,104

<b>Project</b>	<b>Beginning Balance A</b>	<b>Revenues Claimed B</b>	<b>Expenditures C</b>	<b>Ending Balance D</b>	<b>Verify A+B-C-D</b>
M2 Fairshare	1	115,114	53,013	62,102	0
M2 Fairshare Interest	0	-1,135	-1,135	0	0
SMP or Senior Non-Emergency Medical	35,442	14,852	3,536	46,758	0
SMP or Senior Non-Emergency Medical Interest	379	-454	-454	379	0
Water Quality Program (Project X)	0	42,450	0	42,450	0
Water Quality Program (Project X) Interest	0	0	0	0	0
Other	1,665	0	0	1,665	0
Other Interest	0	0	0	0	0
<b>Grand Total</b>	<b>37,487</b>	<b>170,827</b>	<b>54,960</b>	<b>153,354</b>	<b>0</b>



**M2 Expenditure Report**  
**Fiscal Year Ended June 30, 2022**  
**Beginning and Ending Balances**

Description	Line No.	Amount	Interest
<b>Balances at Beginning of Fiscal Year</b>			
<b>A-M</b> Freeway Projects	1	-	-
<b>O</b> Regional Capacity Program (RCP)	2	-	-
<b>P</b> Regional Traffic Signal Synchronization Program (RTSSP)	3	-	-
<b>Q</b> Local Fair Share (1)	4	73,507.00	-
<b>R</b> High Frequency Metrolink Service	5	-	-
<b>S</b> Transit Extensions to Metrolink	6	-	-
<b>T</b> Convert Metrolink Station(s) to Regional Gateways that connect Orange County with High-Speed Rail Systems	7	-	-
<b>U</b> Senior Mobility Program or Senior Non-Emergency Medical Program (2)	8	31,063.00	-
<b>V</b> Community Based Transit/Circulators	9	-	-
<b>W</b> Safe Transit Stops	10	-	-
<b>X</b> Environmental Cleanup Program (Water Quality) (3)	11	(42,450.00)	-
Other*	12	-	-
<b>Balances at Beginning of Fiscal Year</b>	13	62,120.00	-
Monies Made Available During Fiscal Year	14	172,416.00	(1,589.00)
<b>Total Monies Available (Sum Lines 13 &amp; 14)</b>	15	234,536.00	(1,589.00)
Expenditures During Fiscal Year	16	56,549.00	(1,589.00)
<b>Balances at End of Fiscal Year</b>			
<b>A-M</b> Freeway Projects	17	-	-
<b>O</b> Regional Capacity Program (RCP)	18	-	-
<b>P</b> Regional Traffic Signal Synchronization Program (RTSSP)	19	-	-
<b>Q</b> Local Fair Share	20	135,608.00	-
<b>R</b> High Frequency Metrolink Service	21	-	-
<b>S</b> Transit Extensions to Metrolink	22	-	-
<b>T</b> Convert Metrolink Station(s) to Regional Gateways that connect Orange County with High-Speed Rail Systems	23	-	-
<b>U</b> Senior Mobility Program or Senior Non-Emergency Medical Program	24	42,379.00	-
<b>V</b> Community Based Transit/Circulators	25	-	-
<b>W</b> Safe Transit Stops	26	-	-
<b>X</b> Environmental Cleanup Program (Water Quality)	27	-	-
Other*	28	-	-

\* Please provide a specific description

- (1) Increased \$73,507 Local Fair Share beginning balance to true-up expenditures funded by other funding sources from prior years.
- (2) Reduced \$4,759 Senior Mobility Program (SMP) beginning balance (\$4,380 program balance and \$379 interest balance) to true-up SMP expenditures from prior years.
- (3) Reduced \$42,450 Environmental Cleanup Program beginning balance to account for eligible project expenditures incurred but not reported yet in prior years.

**M2 Expenditure Report**  
**Fiscal Year Ended June 30, 2022**  
**Sources and Uses**

Description		Line No.	Amount	Interest
<b>Revenues:</b>				
<b>A-M</b>	Freeway Projects	1	\$ -	\$ -
<b>O</b>	Regional Capacity Program (RCP)	2	\$ -	\$ -
<b>P</b>	Regional Traffic Signal Synchronization Program (RTSSP)	3	\$ -	\$ -
<b>Q</b>	Local Fair Share	4	\$ 115,114	\$ (1,135)
<b>R</b>	High Frequency Metrolink Service	5	\$ -	\$ -
<b>S</b>	Transit Extensions to Metrolink	6	\$ -	\$ -
<b>T</b>	Convert Metrolink Station(s) to Regional Gateways that connect Orange County with High-Speed Rail Systems	7	\$ -	\$ -
<b>U</b>	Senior Mobility Program or Senior Non-Emergency Medical Program	8	\$ 14,852	\$ (454)
<b>V</b>	Community Based Transit/Circulators	9	\$ -	\$ -
<b>W</b>	Safe Transit Stops	10	\$ -	\$ -
<b>X</b>	Environmental Cleanup Program (Water Quality)	11	\$ 42,450	\$ -
	Other*	12	\$ -	\$ -
<b>TOTAL REVENUES (Sum lines 1 to 12)</b>		13	\$ 172,416	\$ (1,589)
<b>Expenditures:</b>				
<b>A-M</b>	Freeway Projects	14	\$ -	\$ -
<b>O</b>	Regional Capacity Program (RCP)	15	\$ -	\$ -
<b>P</b>	Regional Traffic Signal Synchronization Program (RTSSP)	16	\$ -	\$ -
<b>Q</b>	Local Fair Share	17	\$ 53,013	\$ (1,135)
<b>R</b>	High Frequency Metrolink Service	18	\$ -	\$ -
<b>S</b>	Transit Extensions to Metrolink	19	\$ -	\$ -
<b>T</b>	Convert Metrolink Station(s) to Regional Gateways that connect Orange County with High-Speed Rail Systems	20	\$ -	\$ -
<b>U</b>	Senior Mobility Program or Senior Non-Emergency Medical Program	21	\$ 3,536	\$ (454)
<b>V</b>	Community Based Transit/Circulators	22	\$ -	\$ -
<b>W</b>	Safe Transit Stops	23	\$ -	\$ -
<b>X</b>	Environmental Cleanup Program (Water Quality)	24	\$ -	\$ -
	Other*	25	\$ -	\$ -
<b>TOTAL EXPENDITURES (Sum lines 14 to 25)</b>		26	\$ 56,549	\$ (1,589)
<b>TOTAL BALANCE (Subtract line 26 from 13)</b>		27	\$ 115,867	\$ -

\* Please provide a specific description

Note:

The overall interest income for Local Fair Share and Senior Mobility Programs reflect negative balances due to fair market value (FMV) adjustment on all investments at fiscal year-end, as required by Governmental Accounting Standards Board (GASB) Statement 31. The FMV amount can be positive due to unrealized gain or negative due to unrealized loss, depending on U.S. economy. For FY 2022, the negative interest amounts reflect the net amount of unrealized investment loss netted against earned interest income at year-end. The FMV adjustment entry is for financial reporting purpose and does not reflect an actual loss to Measure M2 programs. Thus, the FMV entry is to be reversed and adjusted in the following year based on the FMV determined at end of each fiscal year.

**M2 Expenditure Report**  
**Fiscal Year Ended June 30, 2022**  
**Streets and Roads Detailed Use of Funds**

Type of Expenditure	Line No.	MOE	Developer / Impact Fees <sup>2</sup>	O	O Interest	P	P Interest	Q	Q Interest	X	X Interest	Other M2 <sup>2</sup>	Other M2 Interest	Other*	TOTAL
<b>Indirect and/or Overhead</b>	1	\$ 55,286	\$ -	\$ -	\$ -	\$ -	\$ -	\$ -	\$ -	\$ -	\$ -	\$ -	\$ -	\$ -	\$ 55,286
<b>Construction &amp; Right-of-Way</b>															
New Street Construction	2	\$ -	\$ -	\$ -	\$ -	\$ -	\$ -	\$ -	\$ -	\$ -	\$ -	\$ -	\$ -	\$ -	\$ -
Street Reconstruction	3	\$ 34,457.00	\$ -	\$ -	\$ -	\$ -	\$ -	\$ -	\$ -	\$ -	\$ -	\$ -	\$ -	\$ -	\$ 34,457
Signals, Safety Devices, & Street Lights	4	\$ -	\$ -	\$ -	\$ -	\$ -	\$ -	\$ -	\$ -	\$ -	\$ -	\$ -	\$ -	\$ -	\$ -
Pedestrian Ways & Bikepaths	5	\$ -	\$ -	\$ -	\$ -	\$ -	\$ -	\$ -	\$ -	\$ -	\$ -	\$ -	\$ -	\$ -	\$ -
Storm Drains	6	\$ -	\$ -	\$ -	\$ -	\$ -	\$ -	\$ -	\$ -	\$ -	\$ -	\$ -	\$ -	\$ -	\$ -
Storm Damage	7	\$ -	\$ -	\$ -	\$ -	\$ -	\$ -	\$ -	\$ -	\$ -	\$ -	\$ -	\$ -	\$ -	\$ -
<b>Total Construction<sup>1</sup></b>	8	\$ 34,457.00	\$ -	\$ -	\$ -	\$ -	\$ -	\$ -	\$ -	\$ -	\$ -	\$ -	\$ -	\$ -	\$ 34,457
Right of Way Acquisition	9	\$ -	\$ -	\$ -	\$ -	\$ -	\$ -	\$ -	\$ -	\$ -	\$ -	\$ -	\$ -	\$ -	\$ -
<b>Total Construction &amp; Right-of-Way</b>	10	\$ 34,457.00	\$ -	\$ -	\$ -	\$ -	\$ -	\$ -	\$ -	\$ -	\$ -	\$ -	\$ -	\$ -	\$ 34,457
<b>Maintenance</b>															
Patching	11	\$ -	\$ -	\$ -	\$ -	\$ -	\$ -	\$ -	\$ -	\$ -	\$ -	\$ -	\$ -	\$ -	\$ -
Overlay & Sealing	12	\$ 90,945.00	\$ -	\$ -	\$ -	\$ -	\$ -	\$ 53,013.00	\$ (1,135.00)	\$ -	\$ -	\$ -	\$ -	\$ -	\$ 142,823
Street Lights & Traffic Signals	13	\$ 24,802.00	\$ -	\$ -	\$ -	\$ -	\$ -	\$ -	\$ -	\$ -	\$ -	\$ -	\$ -	\$ -	\$ 24,802
Storm Damage	14	\$ -	\$ -	\$ -	\$ -	\$ -	\$ -	\$ -	\$ -	\$ -	\$ -	\$ -	\$ -	\$ -	\$ -
Other Street Purpose Maintenance	15	\$ 274,673.00	\$ -	\$ -	\$ -	\$ -	\$ -	\$ -	\$ -	\$ -	\$ -	\$ -	\$ -	\$ -	\$ 274,673
<b>Total Maintenance<sup>1</sup></b>	16	\$ 390,420.00	\$ -	\$ -	\$ -	\$ -	\$ -	\$ 53,013.00	\$ (1,135.00)	\$ -	\$ -	\$ -	\$ -	\$ -	\$ 442,298
<b>Other</b>	17		\$ -	\$ -	\$ -	\$ -	\$ -	\$ -	\$ -	\$ -	\$ -	\$ 3,536.00	\$ (454.00)	\$ -	\$ 3,082
<b>GRAND TOTALS (Sum Lines 1, 10, 16, 17)</b>	18	\$ 480,163	\$ -	\$ -	\$ -	\$ -	\$ -	\$ 53,013	\$ (1,135)	\$ -	\$ -	\$ 3,536	\$ (454)	\$ -	\$ 535,123
<b>Finance Director Confirmation</b>	19	Any California State Constitution Article XIX streets and road eligible expenditure may be "counted" in local jurisdictions' calculation of MOE if the activity is supported (funded) by a local jurisdictions' discretionary funds (e.g. general fund). The California State Controller also provides useful information on Article XIX and the Streets and Highways Code eligible expenditures in its "Guidelines Relating to Gas Tax Expenditures for Cities and Counties". I have reviewed and am aware of these guidelines and their applicability in calculating and reporting on Maintenance of Effort expenditures. Finance Director initial: <u>JB</u>													

<sup>1</sup> Includes direct charges for staff time  
<sup>2</sup> Other M2 includes A-M, R,S,T,U,V, and W  
 + Transportation related only  
 \* Please provide a specific description

**Note:**  
 Under Other M2 columns, the reported amounts were expenditures for Measure M2 Senior Mobility Program.

**Legend**

Project	Description
A-M	Freeway Projects
O	Regional Capacity Program (RCP)
P	Regional Traffic Signal Synchronization Program (RTSSP)
Q	Local Fair Share
R	High Frequency Metrolink Service
S	Transit Extensions to Metrolink
T	Convert Metrolink Station(s) to Regional Gateways that connect Orange County with High-Speed Rail Systems
U	Senior Mobility Program or Senior Non-Emergency Medical Program
V	Community Based Transit/Circulators
W	Safe Transit Stops
X	Environmental Cleanup Program (Water Quality)



**M2 Expenditure Report**  
**Fiscal Year Ended June 30, 2022**

I hereby certify that:

- All the information attached herein and included in schedules 1 through 4 is true and accurate to the best of my knowledge;
- The interest earned on Net Revenues allocated pursuant to the Ordinance shall be expended only for those purposes for which the Net Revenues were allocated;
- The City of Villa Park is aware of the State Controller’s “Guidelines Relating to Gas Tax Expenditures for Cities and Counties”, which is a guide for determining MOE Expenditures for M2 Eligibility purposes;
- The City’s Expenditure Report is in compliance with direction provided in the State Controller’s “Guidelines Relating to Gas Tax Expenditures for Cities and Counties;” and
- The City of Villa Park has expended in this fiscal year an amount of local discretionary funds for streets and roads purposes at least equal to one of the maintenance of effort requirements below<sup>10</sup>:
  - A) The City met the existing FY 2021-22 MOE benchmark dollar amount.
  - B) The City met a proportional MOE benchmark amount of FY 2021-22 General Funds Revenues that is at least equal to the percent listed in column C of Exhibit 2 in the M2 Eligibility Guidelines.<sup>13</sup>

Lee Siow  
\_\_\_\_\_  
Director of Finance (Print Name)

12/13/2022  
\_\_\_\_\_  
Date

  
\_\_\_\_\_  
Signature

<sup>13</sup> An Actual General Fund Revenue excerpt from a jurisdiction's Annual Comprehensive Finance Report (ACFR) must be provided as backup documentation.

**RESOLUTION NO. 2022-3564**

**A RESOLUTION OF THE CITY COUNCIL OF THE CITY OF VILLA PARK CONCERNING THE MEASURE M2 (M2) EXPENDITURE REPORT FOR THE CITY OF VILLA PARK.**

**WHEREAS**, local jurisdictions are required to meet eligibility requirements and submit eligibility verification packages to Orange County Transportation Authority (OCTA) in order to remain eligible to receive M2 funds; and

**WHEREAS**, local jurisdictions are required to adopt an annual M2 Expenditure Report as part of one of the eligibility requirements; and

**WHEREAS**, local jurisdictions are required to account for Net Revenues, developer/traffic impact fees, and funds expended by local jurisdiction in the M2 Expenditure Report that satisfy the Maintenance of Effort requirements; and

**WHEREAS**, the M2 Expenditure Report shall include all Net Revenue fund balances, interest earned and expenditures identified by type and program or project; and

**WHEREAS**, the M2 Expenditure Report must be adopted and submitted to the OCTA each year within six months of the end of the local jurisdiction's fiscal year to be eligible to receive Net Revenues as part of M2.

**NOW, THEREFORE, BE IT RESOLVED BY THE CITY COUNCIL OF THE CITY OF VILLA PARK THAT THE CITY OF VILLA PARK, does hereby inform OCTA that:**

**SECTION 1:** The M2 Expenditure Report is in conformance with the template provided in the Measure M2 Eligibility Guidelines and accounts for Net Revenues including interest earned, expenditures during the fiscal year and balances at the end of fiscal year.

**SECTION 2:** The M2 Expenditure Report is hereby adopted by the City of Villa Park.

**SECTION 3:** The City of Villa Park Finance Director is hereby authorized to sign and submit the Measure M2 Expenditure Report to OCTA for the fiscal year ending June 30, 2022.

**PASSED AND ADOPTED** by the City Council of the City of Villa Park at an adjourned regular meeting held on the 13<sup>th</sup> day of December 2022.



\_\_\_\_\_  
Robbie Pitts, Mayor  
City of Villa Park

**ATTEST:**

  
\_\_\_\_\_  
Steve Franks, City Clerk  
City of Villa Park

STATE OF CALIFORNIA }  
COUNTY OF ORANGE } SS  
CITY OF VILLA PARK }

I, **Steve Franks**, City Clerk of the City of Villa Park **DO HEREBY CERTIFY** that the foregoing Resolution was adopted at an adjourned regular meeting of the City Council of the City of Villa Park held on the 13<sup>th</sup> day of December 2022, and was carried by the following roll call vote, to wit:

AYES: COUNCILMEMBERS: *Miles, Rossini, Jones, Wu, Pitts*  
NOES: COUNCILMEMBERS: *None*  
ABSENT: COUNCILMEMBERS: *None*  
ABSTAIN: COUNCILMEMBERS: *None*

  
\_\_\_\_\_  
Steve Franks, City Clerk  
City of Villa Park



**Orange County Transportation Authority**

**M2 Fact Sheet**

**City of Westminster**

**Fiscal Year Ended June 30, 2022**

Council Action 12/9/2022

Signed Resolution Yes

Revised Final Report? No

	<u>Actual</u>	<u>Benchmark</u>
<b>MOE Expenditures</b>	\$3,172,179	\$1,805,546

Project	Beginning Balance A	Revenues Claimed B	Expenditures C	Ending Balance D	Verify A+B-C-D
M2 Fairshare	1,925,518	1,846,619	1,295,772	2,476,365	0
M2 Fairshare Interest	0	19,450	19,450	0	0
M2 CTFP (Project O)	0	0	0	0	0
M2 CTFP (Project O) Interest	0	0	0	0	0
SMP or Senior Non-Emergency Medical	102,006	116,696	88,914	129,788	0
SMP or Senior Non-Emergency Medical Interest	0	718	718	0	0
Safe Transit Stops	-93,176	0	0	-93,176	0
Safe Transit Stops Interest	0	0	0	0	0
Water Quality Program (Project X)	0	0	0	0	0
Water Quality Program (Project X) Interest	0	0	0	0	0
<b>Grand Total</b>	<b>1,934,349</b>	<b>1,983,484</b>	<b>1,404,854</b>	<b>2,512,978</b>	<b>0</b>



**M2 Expenditure Report**  
**Fiscal Year Ended June 30, 2021**  
**Beginning and Ending Balances**

Description		Line No.	Amount	Interest
<b>Balances at Beginning of Fiscal Year</b>				
<b>A-M</b>	Freeway Projects	1	\$ -	\$ -
<b>O</b>	Regional Capacity Program (RCP)	2	\$ -	\$ -
<b>P</b>	Regional Traffic Signal Synchronization Program (RTSSP)	3	\$ -	\$ -
<b>Q</b>	Local Fair Share	4	\$ 1,925,520.85	\$ -
<b>R</b>	High Frequency Metrolink Service	5	\$ -	\$ -
<b>S</b>	Transit Extensions to Metrolink	6	\$ -	\$ -
<b>T</b>	Convert Metrolink Station(s) to Regional Gateways that connect Orange County with High-Speed Rail Systems	7	\$ -	\$ -
<b>U</b>	Senior Mobility Program or Senior Non-Emergency Medical Program	8	\$ 102,006.28	\$ -
<b>V</b>	Community Based Transit/Circulators	9	\$ -	\$ -
<b>W</b>	Safe Transit Stops	10	\$ (93,175.00)	\$ -
<b>X</b>	Environmental Cleanup Program (Water Quality)	11	\$ -	\$ -
	Other*	12	\$ -	\$ -
<b>Balances at Beginning of Fiscal Year</b>		13	\$ 1,934,352.13	\$ -
	Monies Made Available During Fiscal Year	14	\$ 1,963,315.51	\$ 20,168
<b>Total Monies Available (Sum Lines 13 &amp; 14)</b>		15	\$ 3,897,667.64	\$ 20,168
	Expenditures During Fiscal Year	16	\$ 1,384,686.22	\$ 20,168
<b>Balances at End of Fiscal Year</b>				
<b>A-M</b>	Freeway Projects	17	\$ -	\$ -
<b>O</b>	Regional Capacity Program (RCP)	18	\$ -	\$ -
<b>P</b>	Regional Traffic Signal Synchronization Program (RTSSP)	19	\$ -	\$ -
<b>Q</b>	Local Fair Share	20	\$ 2,476,368.39	\$ -
<b>R</b>	High Frequency Metrolink Service	21	\$ -	\$ -
<b>S</b>	Transit Extensions to Metrolink	22	\$ -	\$ -
<b>T</b>	Convert Metrolink Station(s) to Regional Gateways that connect Orange County with High-Speed Rail Systems	23	\$ -	\$ -
<b>U</b>	Senior Mobility Program or Senior Non-Emergency Medical Program	24	\$ 129,788.03	\$ -
<b>V</b>	Community Based Transit/Circulators	25	\$ -	\$ -
<b>W</b>	Safe Transit Stops	26	\$ (93,175.00)	\$ -
<b>X</b>	Environmental Cleanup Program (Water Quality)	27	\$ -	\$ -
	Other*	28	\$ -	\$ -

\* Please provide a specific description

**M2 Expenditure Report**  
**Fiscal Year Ended June 30, 2021**  
**Sources and Uses**

Description		Line No.	Amount	Interest
<b>Revenues:</b>				
<b>A-M</b>	Freeway Projects	1	\$ -	\$ -
<b>O</b>	Regional Capacity Program (RCP)	2	\$ -	\$ -
<b>P</b>	Regional Traffic Signal Synchronization Program (RTSSP)	3	\$ -	\$ -
<b>Q</b>	Local Fair Share	4	\$ 1,846,619	\$ 19,450
<b>R</b>	High Frequency Metrolink Service	5	\$ -	\$ -
<b>S</b>	Transit Extensions to Metrolink	6	\$ -	\$ -
<b>T</b>	Convert Metrolink Station(s) to Regional Gateways that connect Orange County with High-Speed Rail Systems	7	\$ -	\$ -
<b>U</b>	Senior Mobility Program or Senior Non-Emergency Medical Program	8	\$ 116,696	\$ 718
<b>V</b>	Community Based Transit/Circulators	9	\$ -	\$ -
<b>W</b>	Safe Transit Stops	10	\$ -	\$ -
<b>X</b>	Environmental Cleanup Program (Water Quality)	11	\$ -	\$ -
	Other*	12	\$ -	\$ -
<b>TOTAL REVENUES (Sum lines 1 to 12)</b>		13	\$ 1,963,316	\$ 20,168
<b>Expenditures:</b>				
<b>A-M</b>	Freeway Projects	14	\$ -	\$ -
<b>O</b>	Regional Capacity Program (RCP)	15	\$ -	\$ -
<b>P</b>	Regional Traffic Signal Synchronization Program (RTSSP)	16	\$ -	\$ -
<b>Q</b>	Local Fair Share	17	\$ 1,295,772	\$ 19,450
<b>R</b>	High Frequency Metrolink Service	18	\$ -	\$ -
<b>S</b>	Transit Extensions to Metrolink	19	\$ -	\$ -
<b>T</b>	Convert Metrolink Station(s) to Regional Gateways that connect Orange County with High-Speed Rail Systems	20	\$ -	\$ -
<b>U</b>	Senior Mobility Program or Senior Non-Emergency Medical Program	21	\$ 88,914	\$ 718
<b>V</b>	Community Based Transit/Circulators	22	\$ -	\$ -
<b>W</b>	Safe Transit Stops	23	\$ -	\$ -
<b>X</b>	Environmental Cleanup Program (Water Quality)	24	\$ -	\$ -
	Other*	25	\$ -	\$ -
<b>TOTAL EXPENDITURES (Sum lines 14 to 25)</b>		26	\$ 1,384,686	\$ 20,168
<b>TOTAL BALANCE (Subtract line 26 from 13)</b>		27	\$ 578,629	\$ -

\* Please provide a specific description

**M2 Expenditure Report**  
**Fiscal Year Ended June 30, 2021**  
**Streets and Roads Detailed Use of Funds**

Type of Expenditure	Line No.	MOE	Developer / Impact Fees <sup>2</sup>	O	O Interest	P	P Interest	Q	Q Interest	X	X Interest	Other M2 <sup>2</sup>	Other M2 Interest	Other*	TOTAL
<b>Indirect and/or Overhead</b>	1	\$ 666,034	\$ -	\$ -	\$ -	\$ -	\$ -	\$ 113,620	\$ -	\$ -	\$ -	\$ 22,106	\$ -	\$ -	\$ 801,760
<b>Construction &amp; Right-of-Way</b>															
New Street Construction	2	\$ -	\$ -	\$ -	\$ -	\$ -	\$ -	\$ -	\$ -	\$ -	\$ -	\$ -	\$ -	\$ -	\$ -
Street Reconstruction	3	\$ 816,604	\$ -	\$ -	\$ -	\$ -	\$ -	\$ 446,430	\$ -	\$ -	\$ -	\$ -	\$ -	\$ -	\$ 1,263,034
Signals, Safety Devices, & Street Lights	4	\$ -	\$ -	\$ -	\$ -	\$ -	\$ -	\$ -	\$ -	\$ -	\$ -	\$ -	\$ -	\$ -	\$ -
Pedestrian Ways & Bikepaths	5	\$ -	\$ -	\$ -	\$ -	\$ -	\$ -	\$ -	\$ -	\$ -	\$ -	\$ -	\$ -	\$ -	\$ -
Storm Drains	6	\$ -	\$ -	\$ -	\$ -	\$ -	\$ -	\$ 232,119	\$ -	\$ -	\$ -	\$ -	\$ -	\$ -	\$ 232,119
Storm Damage	7	\$ -	\$ -	\$ -	\$ -	\$ -	\$ -	\$ -	\$ -	\$ -	\$ -	\$ -	\$ -	\$ -	\$ -
<b>Total Construction<sup>1</sup></b>	8	\$ 816,604	\$ -	\$ -	\$ -	\$ -	\$ -	\$ 678,549	\$ -	\$ -	\$ -	\$ -	\$ -	\$ -	\$ 1,495,153
Right of Way Acquisition	9	\$ -	\$ -	\$ -	\$ -	\$ -	\$ -	\$ -	\$ -	\$ -	\$ -	\$ -	\$ -	\$ -	\$ -
<b>Total Construction &amp; Right-of-Way</b>	10	\$ 816,604	\$ -	\$ -	\$ -	\$ -	\$ -	\$ 678,549	\$ -	\$ -	\$ -	\$ -	\$ -	\$ -	\$ 1,495,153
<b>Maintenance</b>															
Patching	11	\$ -	\$ -	\$ -	\$ -	\$ -	\$ -	\$ -	\$ -	\$ -	\$ -	\$ -	\$ -	\$ -	\$ -
Overlay & Sealing	12	\$ -	\$ -	\$ -	\$ -	\$ -	\$ -	\$ -	\$ -	\$ -	\$ -	\$ -	\$ -	\$ -	\$ -
Street Lights & Traffic Signals	13	\$ -	\$ -	\$ -	\$ -	\$ -	\$ -	\$ 81,400	\$ -	\$ -	\$ -	\$ -	\$ -	\$ -	\$ 81,400
Storm Damage	14	\$ -	\$ -	\$ -	\$ -	\$ -	\$ -	\$ -	\$ -	\$ -	\$ -	\$ -	\$ -	\$ -	\$ -
Other Street Purpose Maintenance	15	\$ 1,689,541	\$ -	\$ -	\$ -	\$ -	\$ -	\$ 422,202	\$ 19,450	\$ -	\$ -	\$ -	\$ -	\$ -	\$ 2,131,194
<b>Total Maintenance<sup>1</sup></b>	16	\$ 1,689,541	\$ -	\$ -	\$ -	\$ -	\$ -	\$ 503,602	\$ 19,450	\$ -	\$ -	\$ -	\$ -	\$ -	\$ 2,212,594
<b>Other</b>	17	\$ -	\$ -	\$ -	\$ -	\$ -	\$ -	\$ -	\$ -	\$ -	\$ -	\$ 66,808	\$ 718	\$ -	\$ 67,526
<b>GRAND TOTALS (Sum Lines 1, 10, 16, 17)</b>	18	\$ 3,172,179	\$ -	\$ -	\$ -	\$ -	\$ -	\$ 1,295,772	\$ 19,450	\$ -	\$ -	\$ 88,914	\$ 718	\$ -	\$ 4,577,034
<b>Finance Director Confirmation</b>	19	Any California State Constitution Article XIX streets and road eligible expenditure may be "counted" in local jurisdictions' calculation of MOE if the activity is supported (funded) by a local jurisdictions' discretionary funds (e.g. general fund). The California State Controller also provides useful information on Article XIX and the Streets and Highways Code eligible expenditures in its "Guidelines Relating to Gas Tax Expenditures for Cities and Counties". I have reviewed and am aware of these guidelines and their applicability in calculating and reporting on Maintenance of Effort expenditures. Finance Director initial: <u>    <i>EB</i>    </u>													

<sup>1</sup> Includes direct charges for staff time  
<sup>2</sup> Other M2 includes A-M, R,S,T,U,V, and W  
+ Transportation related only  
\* Please provide a specific description

**Legend**

Project	Description
A-M	Freeway Projects
O	Regional Capacity Program (RCP)
P	Regional Traffic Signal Synchronization Program (RTSSP)
Q	Local Fair Share
R	High Frequency Metrolink Service
S	Transit Extensions to Metrolink
T	Convert Metrolink Station(s) to Regional Gateways that connect Orange County with High-Speed Rail Systems
U	Senior Mobility Program or Senior Non-Emergency Medical Program
V	Community Based Transit/Circulators
W	Safe Transit Stops
X	Environmental Cleanup Program (Water Quality)



**M2 Expenditure Report  
Fiscal Year Ended June 30, 2022**

I hereby certify that:

All the information attached herein and included in schedules 1 through 4 is true and accurate to the best of my knowledge;

The interest earned on Net Revenues allocated pursuant to the Ordinance shall be expended only for those purposes for which the Net Revenues were allocated;

The City Westminster is aware of the State Controller's "Guidelines Relating to Gas Tax Expenditures for Cities and Counties", which is a guide for determining MOE Expenditures for M2 Eligibility purposes;

The City's Expenditure Report is in compliance with direction provided in the State Controller's "Guidelines Relating to Gas Tax Expenditures for Cities and Counties;" and

The City of Westminster has expended in this fiscal year an amount of local discretionary funds for streets and roads purposes at least equal to one of the maintenance of effort requirements below<sup>10</sup>:

A) The City met the existing FY 2021-22 MOE benchmark dollar amount.

B) The City met a proportional MOE benchmark amount of FY 2020-21 General Funds Revenues that is at least equal to the percent listed in column C of Exhibit 2 in the M2 Eligibility Guidelines.<sup>13</sup>

Erin Backs  
Director of Finance (Print Name)

12-9-22  
Date

Erin Backs  
Signature

<sup>13</sup> An Actual General Fund Revenue excerpt from a jurisdiction's Annual Comprehensive Finance Report (ACFR) must be provided as backup documentation.

**CITY OF WESTMINSTER**  
**RESOLUTION NO. 5169**

**A RESOLUTION OF THE MAYOR AND CITY COUNCIL OF  
THE CITY OF WESTMINSTER, CALIFORNIA, CONCERNING  
THE MEASURE M2 (M2) EXPENDITURE REPORT FOR THE  
CITY OF WESTMINSTER FOR THE FISCAL YEAR ENDING  
JUNE 30, 2022**

WHEREAS, local jurisdictions are required to meet eligibility requirements and submit eligibility verification packages to Orange County Transportation Authority (OCTA) in order to remain eligible to receive M2 funds; and

WHEREAS, local jurisdictions are required to adopt an annual Expenditure Report as part of one of the eligibility requirements; and

WHEREAS, local jurisdictions are required to account for Net Revenues, developer/traffic impact fees, and funds expended by local jurisdiction in the M2 Expenditure Report that satisfy the Maintenance of Effort requirements; and

WHEREAS, the M2 Expenditure Report shall include all Net Revenue fund balances, interest earned and expenditures identified by type and program or project; and

WHEREAS, the M2 Expenditure Report must be adopted and submitted to the OCTA each year within six months of the end of the local jurisdiction's fiscal year to be eligible to receive Net Revenues as part of M2.

NOW, THEREFORE, BE IT RESOLVED, that the City Council for the City of Westminster, does hereby inform OCTA that:


- a) The M2 Expenditure Report is in conformance with the template provided in the Measure M2 Eligibility Guidelines and accounts for Net Revenues including interest earned, expenditures during the fiscal year and balances at the end of fiscal year.
- b) The M2 Expenditure Report is hereby adopted by the City of Westminster.
- c) The City of Westminster Finance Director is hereby authorized to sign and submit the Measure M2 Expenditure Report to OCTA for the fiscal year ending June 30, 2022.

PASSED, APPROVED, and ADOPTED this 9<sup>th</sup> day of December 2022.



CITY OF WESTMINSTER

  
CARLOS MANZO  
VICE MAYOR

ATTEST:

  
LUCIE COLOMBO, CMC, CPMC  
INTERIM CITY CLERK

THE FOREGOING INSTRUMENT IS A FULL, TRUE AND  
CORRECT COPY OF THE ORIGINAL ON FILE IN THIS OFFICE

ATTEST:   
THE CITY OF WESTMINSTER, CALIFORNIA  
*Lucie Colombo, CMC, CPMC*  
*Interim City Clerk*  
DATE: *12/19/2022* 

APPROVED AS TO FORM:

  
CHRISTIAN BETTENHAUSEN  
CITY ATTORNEY


CITY OF WESTMINSTER  
CITY CLERK'S OFFICE

CERTIFICATION  
OF  
RESOLUTION

STATE OF CALIFORNIA )  
COUNTY OF ORANGE ) ss.  
CITY OF WESTMINSTER )

I, LUCIE COLOMBO, CMC, CPMC, Interim City Clerk of the City of Westminster, do hereby certify that the foregoing Resolution No. 5169 was duly passed and adopted by the City Council of the City of Westminster at a regular meeting held on the 9<sup>th</sup> day of December 2022, with the following vote:

AYES:	COUNCIL MEMBERS:	MANZO, DO, HO, NGUYEN
NOES:	COUNCIL MEMBERS:	NONE
ABSENT:	COUNCIL MEMBERS:	NONE
ABSTAIN:	COUNCIL MEMBERS:	NONE

  
\_\_\_\_\_  
Lucie Colombo, CMC, CPMC  
Interim City Clerk





**Orange County Transportation Authority**

**M2 Fact Sheet**

**City of Yorba Linda**

**Fiscal Year Ended June 30, 2022**

**Council Action** 12/20/2022

**Signed Resolution** Yes

**Revised Final Report?** No

	<u>Actual</u>	<u>Benchmark</u>
<b>MOE Expenditures</b>	\$2,952,999	\$2,608,191

<b>Project</b>	<b>Beginning Balance A</b>	<b>Revenues Claimed B</b>	<b>Expenditures C</b>	<b>Ending Balance D</b>	<b>Verify A+B-C-D</b>
M2 Fairshare	3,315,168	1,347,640	1,296,350	3,366,457	0
M2 Fairshare Interest	110,273	-90,346	0	19,927	0
M2 CTFP (Project O)	-108,652	108,793	0	140	0
M2 CTFP (Project O) Interest	0	0	0	0	0
SMP or Senior Non-Emergency Medical	60,000	95,936	18,839	137,098	0
SMP or Senior Non-Emergency Medical Interest	0	4,611	0	4,611	0
Other	0	0	0	0	0
Other Interest	0	0	0	0	0
<b>Grand Total</b>	<b>3,376,789</b>	<b>1,466,633</b>	<b>1,315,189</b>	<b>3,528,233</b>	<b>0</b>

**M2 Expenditure Report**  
**Fiscal Year Ended June 30, 2022**  
**Beginning and Ending Balances**

Description		Line No.	Amount	Interest
<b>Balances at Beginning of Fiscal Year</b>				
<b>A-M</b>	Freeway Projects	1	\$ -	\$ -
<b>O</b>	Regional Capacity Program (RCP)	2	\$ (108,792.50)	\$ -
<b>P</b>	Regional Traffic Signal Synchronization Program (RTSSP)	3	\$ -	\$ -
<b>Q</b>	Local Fair Share	4	\$ 3,315,168.86	\$ 110,272.00
<b>R</b>	High Frequency Metrolink Service	5	\$ -	\$ -
<b>S</b>	Transit Extensions to Metrolink	6	\$ -	\$ -
<b>T</b>	Convert Metrolink Station(s) to Regional Gateways that connect Orange County with High-Speed Rail Systems	7	\$ -	\$ -
<b>U</b>	Senior Mobility Program or Senior Non-Emergency Medical Program	8	\$ 60,001.71	\$ -
<b>V</b>	Community Based Transit/Circulators	9	\$ -	\$ -
<b>W</b>	Safe Transit Stops	10	\$ -	\$ -
<b>X</b>	Environmental Cleanup Program (Water Quality)	11	\$ -	\$ -
	Other*	12	\$ -	\$ -
<b>Balances at Beginning of Fiscal Year</b>		13	\$ 3,266,378.07	\$ 110,272.00
	Monies Made Available During Fiscal Year	14	\$ 1,552,368.48	\$ (85,735.04)
<b>Total Monies Available (Sum Lines 13 &amp; 14)</b>		15	\$ 4,818,746.55	\$ 24,536.96
	Expenditures During Fiscal Year	16	\$ 1,315,189.14	\$ -
<b>Balances at End of Fiscal Year</b>				
<b>A-M</b>	Freeway Projects	17	\$ -	\$ -
<b>O</b>	Regional Capacity Program (RCP)	18	\$ -	\$ -
<b>P</b>	Regional Traffic Signal Synchronization Program (RTSSP)	19	\$ -	\$ -
<b>Q</b>	Local Fair Share	20	\$ 3,366,458.16	\$ 19,925.60
<b>R</b>	High Frequency Metrolink Service	21	\$ -	\$ -
<b>S</b>	Transit Extensions to Metrolink	22	\$ -	\$ -
<b>T</b>	Convert Metrolink Station(s) to Regional Gateways that connect Orange County with High-Speed Rail Systems	23	\$ -	\$ -
<b>U</b>	Senior Mobility Program or Senior Non-Emergency Medical Program	24	\$ 137,099.25	\$ 4,611.36
<b>V</b>	Community Based Transit/Circulators	25	\$ -	\$ -
<b>W</b>	Safe Transit Stops	26	\$ -	\$ -
<b>X</b>	Environmental Cleanup Program (Water Quality)	27	\$ -	\$ -
	Other*	28	\$ -	\$ -

\* Beginning Fund Balance for Regional Capacity Program (RCP) was adjusted by \$140.50 for additional expenditures spent however was not included in previous report.

**M2 Expenditure Report**  
**Fiscal Year Ended June 30, 2022**  
**Sources and Uses**

Description		Line No.	Amount	Interest
<b>Revenues:</b>				
<b>A-M</b>	Freeway Projects	1	\$ -	\$ -
<b>O</b>	Regional Capacity Program (RCP)	2	\$ 108,792.50	\$ -
<b>P</b>	Regional Traffic Signal Synchronization Program (RTSSP)	3	\$ -	\$ -
<b>Q</b>	Local Fair Share *	4	\$ 1,347,639.67	\$ (90,346.40)
<b>R</b>	High Frequency Metrolink Service	5	\$ -	\$ -
<b>S</b>	Transit Extensions to Metrolink	6	\$ -	\$ -
<b>T</b>	Convert Metrolink Station(s) to Regional Gateways that connect Orange County with High-Speed Rail Systems	7	\$ -	\$ -
<b>U</b>	Senior Mobility Program or Senior Non-Emergency Medical Program	8	\$ 95,936.31	\$ 4,611.36
<b>V</b>	Community Based Transit/Circulators	9	\$ -	\$ -
<b>W</b>	Safe Transit Stops	10	\$ -	\$ -
<b>X</b>	Environmental Cleanup Program (Water Quality)	11	\$ -	\$ -
	Other*	12	\$ -	\$ -
<b>TOTAL REVENUES (Sum lines 1 to 12)</b>		13	\$ 1,552,368.48	\$ (85,735.04)
<b>Expenditures:</b>				
<b>A-M</b>	Freeway Projects	14	\$ -	\$ -
<b>O</b>	Regional Capacity Program (RCP)	15	\$ -	\$ -
<b>P</b>	Regional Traffic Signal Synchronization Program (RTSSP)	16	\$ -	\$ -
<b>Q</b>	Local Fair Share	17	\$ 1,296,350.37	\$ -
<b>R</b>	High Frequency Metrolink Service	18	\$ -	\$ -
<b>S</b>	Transit Extensions to Metrolink	19	\$ -	\$ -
<b>T</b>	Convert Metrolink Station(s) to Regional Gateways that connect Orange County with High-Speed Rail Systems	20	\$ -	\$ -
<b>U</b>	Senior Mobility Program or Senior Non-Emergency Medical Program	21	\$ 18,838.77	\$ -
<b>V</b>	Community Based Transit/Circulators	22	\$ -	\$ -
<b>W</b>	Safe Transit Stops	23	\$ -	\$ -
<b>X</b>	Environmental Cleanup Program (Water Quality)	24	\$ -	\$ -
	Other*	25	\$ -	\$ -
<b>TOTAL EXPENDITURES (Sum lines 14 to 25)</b>		26	\$ 1,315,189.14	\$ -
<b>TOTAL BALANCE (Subtract line 26 from 13)</b>		27	\$ 237,179.34	\$ (85,735.04)

\* Local Fair Share interests represents an investment loss based on market value as of 6/30/22 which the City is required to booked to be in compliance with GASB31.

**M2 Expenditure Report**  
**Fiscal Year Ended June 30, 2022**  
**Streets and Roads Detailed Use of Funds**

Type of Expenditure	Line No.	MOE	Developer / Impact Fees <sup>1</sup>	O	O Interest	P	P Interest	Q	Q Interest	X	X Interest	Other M2 <sup>2</sup>	Other M2 Interest	Other*	TOTAL
Indirect and/or Overhead	1	\$ 10,968.62	\$ -	\$ -	\$ -	\$ -	\$ -	\$ -	\$ -	\$ -	\$ -	\$ -	\$ -	\$ -	\$ 10,968.62
<b>Construction &amp; Right-of-Way</b>															
New Street Construction	2	\$ -	\$ -	\$ -	\$ -	\$ -	\$ -	\$ -	\$ -	\$ -	\$ -	\$ -	\$ -	\$ -	\$ -
Street Reconstruction	3	\$ -	\$ -	\$ -	\$ -	\$ -	\$ -	\$ -	\$ -	\$ -	\$ -	\$ -	\$ -	\$ -	\$ -
Signals, Safety Devices, & Street Lights	4	\$ -	\$ -	\$ -	\$ -	\$ -	\$ -	\$ -	\$ -	\$ -	\$ -	\$ -	\$ -	\$ -	\$ -
Pedestrian Ways & Bikepaths	5	\$ -	\$ -	\$ -	\$ -	\$ -	\$ -	\$ -	\$ -	\$ -	\$ -	\$ -	\$ -	\$ -	\$ -
Storm Drains	6	\$ -	\$ -	\$ -	\$ -	\$ -	\$ -	\$ -	\$ -	\$ -	\$ -	\$ -	\$ -	\$ -	\$ -
Storm Damage	7	\$ -	\$ -	\$ -	\$ -	\$ -	\$ -	\$ -	\$ -	\$ -	\$ -	\$ -	\$ -	\$ -	\$ -
<b>Total Construction<sup>1</sup></b>	8	\$ -	\$ -	\$ -	\$ -	\$ -	\$ -	\$ -	\$ -	\$ -	\$ -	\$ -	\$ -	\$ -	\$ -
Right of Way Acquisition	9	\$ -	\$ -	\$ -	\$ -	\$ -	\$ -	\$ -	\$ -	\$ -	\$ -	\$ -	\$ -	\$ -	\$ -
<b>Total Construction &amp; Right-of-Way</b>	10	\$ -	\$ -	\$ -	\$ -	\$ -	\$ -	\$ -	\$ -	\$ -	\$ -	\$ -	\$ -	\$ -	\$ -
<b>Maintenance</b>															
Patching	11	\$ -	\$ -	\$ -	\$ -	\$ -	\$ -	\$ -	\$ -	\$ -	\$ -	\$ -	\$ -	\$ -	\$ -
Overlay & Sealing	12	\$ -	\$ -	\$ -	\$ -	\$ -	\$ -	\$ 894,958.00	\$ -	\$ -	\$ -	\$ -	\$ -	\$ -	\$ 894,958.00
Street Lights & Traffic Signals	13	\$ 749,905.98	\$ -	\$ -	\$ -	\$ -	\$ -	\$ 316,068.00	\$ -	\$ -	\$ -	\$ -	\$ -	\$ -	\$ 1,065,973.98
Storm Damage	14	\$ -	\$ -	\$ -	\$ -	\$ -	\$ -	\$ 37,002.60	\$ -	\$ -	\$ -	\$ -	\$ -	\$ -	\$ 37,002.60
Other Street Purpose Maintenance	15	\$ 2,192,124.75	\$ -	\$ -	\$ -	\$ -	\$ -	\$ 48,321.77	\$ -	\$ -	\$ -	\$ -	\$ -	\$ -	\$ 2,240,446.52
<b>Total Maintenance<sup>1</sup></b>	16	\$ 2,942,030.73	\$ -	\$ -	\$ -	\$ -	\$ -	\$ -	\$ -	\$ -	\$ -	\$ -	\$ -	\$ -	\$ 2,942,030.73
<b>Other</b>	17		\$ -	\$ -	\$ -	\$ -	\$ -	\$ -	\$ -	\$ -	\$ -	\$ 18,838.77	\$ -	\$ -	\$ 18,838.77
<b>GRAND TOTALS (Sum Lines 1, 10, 16, 17)</b>	18	\$ 2,952,999.35	\$ -	\$ -	\$ -	\$ -	\$ -	\$ 1,296,350.37	\$ -	\$ -	\$ -	\$ 18,838.77	\$ -	\$ -	\$ 2,971,838.12
<b>Finance Director Confirmation</b>	19	Any California State Constitution Article XIX streets and road eligible expenditure may be "counted" in local jurisdictions' calculation of MOE if the activity is supported (funded) by a local jurisdictions' discretionary funds (e.g. general fund). The California State Controller also provides useful information on Article XIX and the Streets and Highways Code eligible expenditures in its "Guidelines Relating to Gas Tax Expenditures for Cities and Counties". I have reviewed and am aware of these guidelines and their applicability in calculating and reporting on Maintenance of Effort expenditures.  Finance Director initial: <i>DH</i>													

<sup>1</sup> Includes direct charges for staff time  
<sup>2</sup> Other M2 includes A-M, R, S, T, U, V, and W  
 + Transportation related only  
 \* Please provide a specific description

**Legend**

Project	Description
A-M	Freeway Projects
O	Regional Capacity Program (RCP)
P	Regional Traffic Signal Synchronization Program (RTSSP)
Q	Local Fair Share
R	High Frequency Metrolink Service
S	Transit Extensions to Metrolink
T	Convert Metrolink Station(s) to Regional Gateways that connect Orange County with High-Speed Rail Systems
U	Senior Mobility Program or Senior Non-Emergency Medical Program
V	Community Based Transit/Circulators
W	Safe Transit Stops
X	Environmental Cleanup Program (Water Quality)

**M2 Expenditure Report**  
**Fiscal Year Ended June 30, 2022**  
**Local Fair Share Project List**

PROJECT NAME	AMOUNT EXPENDED
CATCH BASIN INLET RETRACT SCREEN	\$ 37,002.60
LAKEVIEW WIDE ORIENTE TO BASTANCHURY	\$ 41,772.64
ONGOING STREET MAINTANCNE APPP FY20/21	\$ 894,958.00
LAKEVIEW AVE SIDEWALK PROJECT	\$ 6,549.13
TRAFFIC SIGNAL TIMING	\$ 25,000.00
CITYWIDE TRAFFIC SIGNAL MODIFICTION/REHAB	\$ 100,000.00
TRAFFIC CALMING SAFETY OPS IMP	\$ 186,208.00
TUSTIN AVENUE/ROSE DRIVE TSS	\$ 4,860.00
	\$ 1,296,350.37

**M2 Expenditure Report  
Fiscal Year Ended June 30, 2022**

I hereby certify that:

All the information attached herein and included in schedules 1 through 4 is true and accurate to the best of my knowledge;

The interest earned on Net Revenues allocated pursuant to the Ordinance shall be expended only for those purposes for which the Net Revenues were allocated;

The City of Yorba Linda is aware of the State Controller's "Guidelines Relating to Gas Tax Expenditures for Cities and Counties", which is a guide for determining MOE Expenditures for M2 Eligibility purposes;

The City's Expenditure Report is in compliance with direction provided in the State Controller's "Guidelines Relating to Gas Tax Expenditures for Cities and Counties;" and

The City of Yorba Linda has expended in this fiscal year an amount of local discretionary funds for streets and roads purposes at least equal to one of the maintenance of effort requirements below<sup>10</sup>:

A) The City met the existing FY 2021-22 MOE benchmark dollar amount.

B) The City met a proportional MOE benchmark amount of FY 2021-22 General Funds Revenues that is at least equal to the percent listed in column C of Exhibit 2 in the M2 Eligibility Guidelines.<sup>13</sup>

Dianna Honeywell

\_\_\_\_\_  
Director of Finance (Print Name)

December 29, 2022  
Date

Dianna Honeywell  
Signature

<sup>13</sup> An Actual General Fund Revenue excerpt from a jurisdiction's Annual Comprehensive Finance Report (ACFR) must be provided as backup documentation.

**RESOLUTION NO. 2022-5830**

**A RESOLUTION OF THE CITY COUNCIL OF THE CITY OF YORBA LINDA, CALIFORNIA CONCERNING THE MEASURE M2 (M2) EXPENDITURE REPORT FOR THE CITY OF YORBA LINDA.**

**WHEREAS**, local jurisdictions are required to meet eligibility requirements and submit eligibility verification packages to Orange County Transportation Authority (OCTA) in order to remain eligible to receive M2 funds; and

**WHEREAS**, local jurisdictions are required to adopt an annual M2 Expenditure Report as part of one of the eligibility requirements; and

**WHEREAS**, local jurisdictions are required to account for Net Revenues, developer/traffic impact fees, and funds expended by local jurisdiction in the Expenditure Report that satisfy the Maintenance of Effort requirements; and

**WHEREAS**, the M2 Expenditure Report shall include all Net Revenue fund balances, interest earned and expenditures identified by type and program or project; and

**WHEREAS**, the M2 Expenditure Report must be adopted and submitted to the OCTA each year within six months of the end of the local jurisdiction's fiscal year to be eligible to receive Net Revenues as part of M2.

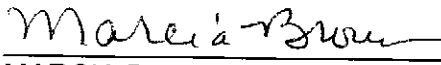
**NOW, THEREFORE, BE IT RESOLVED** that the City Council of the City of Yorba Linda does hereby inform OCTA that:

- a) The M2 Expenditure Report is in conformance with the template provided in the Measure M2 Eligibility Guidelines and accounts for Net Revenues including interest earned, expenditures during the fiscal year and balances at the end of fiscal year.
- b) The M2 Expenditure Report is hereby adopted by the City of Yorba Linda.
- c) The City of Yorba Linda Finance Director is hereby authorized to sign and submit the M2 Expenditure Report to OCTA for the fiscal year ending June 30, 2022.

**PASSED, APPROVED AND ADOPTED** by the City Council of the City of Yorba Linda, California on the 6th day of December 2022.

  
MAYOR  
CITY OF YORBA LINDA

ATTEST:

  
MARCIA BROWN, CITY CLERK  
CITY OF YORBA LINDA





# **AER Review Checklist**

**Instructions:** Please review the AER Subcommittee meeting materials and mark the checkboxes below to confirm if each agency has: 1) submitted an Expenditure Report for this fiscal year; 2) submitted a signed resolution adopting the Expenditure Report for this fiscal year, and 3) reported Maintenance of Effort (MOE) actual expenditures that meet/exceed their MOE benchmark. Please also confirm that you have 4) received and reviewed the materials for each agency and sign your name at the bottom of this page.

Agency	1) Expenditure Report	2) Approved Resolution	3) MOE Benchmark	4) Received and Reviewed
Aliso Viejo	<input type="checkbox"/>	<input type="checkbox"/>	<input type="checkbox"/>	<input type="checkbox"/>
Anaheim	<input type="checkbox"/>	<input type="checkbox"/>	<input type="checkbox"/>	<input type="checkbox"/>
Brea	<input type="checkbox"/>	<input type="checkbox"/>	<input type="checkbox"/>	<input type="checkbox"/>
Buena Park	<input type="checkbox"/>	<input type="checkbox"/>	<input type="checkbox"/>	<input type="checkbox"/>
Costa Mesa	<input type="checkbox"/>	<input type="checkbox"/>	<input type="checkbox"/>	<input type="checkbox"/>
County of Orange	<input type="checkbox"/>	<input type="checkbox"/>	N/A	<input type="checkbox"/>
Cypress	N/A	N/A	N/A	N/A
Dana Point	<input type="checkbox"/>	<input type="checkbox"/>	<input type="checkbox"/>	<input type="checkbox"/>
Fountain Valley	<input type="checkbox"/>	<input type="checkbox"/>	<input type="checkbox"/>	<input type="checkbox"/>
Fullerton	<input type="checkbox"/>	<input type="checkbox"/>	<input type="checkbox"/>	<input type="checkbox"/>
Garden Grove	<input type="checkbox"/>	<input type="checkbox"/>	<input type="checkbox"/>	<input type="checkbox"/>
Huntington Beach	<input type="checkbox"/>	<input type="checkbox"/>	<input type="checkbox"/>	<input type="checkbox"/>
Irvine	<input type="checkbox"/>	<input type="checkbox"/>	<input type="checkbox"/>	<input type="checkbox"/>
La Habra	<input type="checkbox"/>	<input type="checkbox"/>	<input type="checkbox"/>	<input type="checkbox"/>
La Palma	<input type="checkbox"/>	<input type="checkbox"/>	<input type="checkbox"/>	<input type="checkbox"/>
Laguna Beach	<input type="checkbox"/>	<input type="checkbox"/>	<input type="checkbox"/>	<input type="checkbox"/>
Laguna Hills	<input type="checkbox"/>	<input type="checkbox"/>	<input type="checkbox"/>	<input type="checkbox"/>
Laguna Niguel	<input type="checkbox"/>	<input type="checkbox"/>	<input type="checkbox"/>	<input type="checkbox"/>
Laguna Woods	<input type="checkbox"/>	<input type="checkbox"/>	<input type="checkbox"/>	<input type="checkbox"/>
Lake Forest	<input type="checkbox"/>	<input type="checkbox"/>	<input type="checkbox"/>	<input type="checkbox"/>
Los Alamitos	<input type="checkbox"/>	<input type="checkbox"/>	<input type="checkbox"/>	<input type="checkbox"/>
Mission Viejo	<input type="checkbox"/>	<input type="checkbox"/>	<input type="checkbox"/>	<input type="checkbox"/>
Newport Beach	<input type="checkbox"/>	<input type="checkbox"/>	<input type="checkbox"/>	<input type="checkbox"/>
Orange	<input type="checkbox"/>	<input type="checkbox"/>	<input type="checkbox"/>	<input type="checkbox"/>
Placentia	<input type="checkbox"/>	<input type="checkbox"/>	<input type="checkbox"/>	<input type="checkbox"/>
Rancho Santa Margarita	<input type="checkbox"/>	<input type="checkbox"/>	<input type="checkbox"/>	<input type="checkbox"/>
San Clemente	<input type="checkbox"/>	<input type="checkbox"/>	<input type="checkbox"/>	<input type="checkbox"/>
San Juan Capistrano	<input type="checkbox"/>	<input type="checkbox"/>	<input type="checkbox"/>	<input type="checkbox"/>
Santa Ana	<input type="checkbox"/>	<input type="checkbox"/>	<input type="checkbox"/>	<input type="checkbox"/>
Seal Beach	<input type="checkbox"/>	<input type="checkbox"/>	<input type="checkbox"/>	<input type="checkbox"/>
Stanton	<input type="checkbox"/>	<input type="checkbox"/>	<input type="checkbox"/>	<input type="checkbox"/>
Tustin	<input type="checkbox"/>	<input type="checkbox"/>	<input type="checkbox"/>	<input type="checkbox"/>
Villa Park	<input type="checkbox"/>	<input type="checkbox"/>	<input type="checkbox"/>	<input type="checkbox"/>
Westminster	<input type="checkbox"/>	<input type="checkbox"/>	<input type="checkbox"/>	<input type="checkbox"/>
Yorba Linda	<input type="checkbox"/>	<input type="checkbox"/>	<input type="checkbox"/>	<input type="checkbox"/>

To the best of my knowledge, the information above is correct.

\_\_\_\_\_  
Name

\_\_\_\_\_  
Signature

\_\_\_\_\_  
Date

**Maintenance of Effort (MOE) Benchmark vs Actuals<sup>1</sup>**

Local Agency	(A) MOE Benchmark	(B) FY 2018-19 GFR	(C) MOE Benchmark as a % of GFR	(D) Actual MOE Expenditures
Aliso Viejo	\$ 538,604	\$ 20,264,249	2.66%	\$ 579,768
Anaheim	\$ 11,725,957	\$ 412,996,000	2.84%	\$ 11,898,146
Brea	\$ 838,243	\$ 65,445,918	1.28%	\$ 1,367,404
Buena Park	\$ 4,184,754	\$ 70,242,813	5.96%	\$ 4,992,026
Costa Mesa	\$ 8,607,340	\$ 143,753,298	5.99%	\$ 9,989,395
County of Orange	N/A	N/A	N/A	N/A
Cypress	\$ 3,607,878	\$ 36,691,594	9.83%	\$ 3,892,903
Dana Point	\$ 1,510,094	\$ 41,545,825	3.63%	\$ 4,659,703
Fountain Valley	\$ 1,564,638	\$ 61,380,673	2.55%	\$ 2,781,187
Fullerton	\$ 4,413,567	\$ 100,526,519	4.39%	\$ 8,045,200
Garden Grove	\$ 3,938,473	\$ 129,838,910	3.03%	\$ 7,563,389
Huntington Beach	\$ 5,921,206	\$ 236,631,000	2.50%	\$ 9,670,680
Irvine	\$ 8,001,915	\$ 221,961,000	3.61%	\$ 20,295,487
La Habra	\$ 1,737,300	\$ 48,583,838	3.58%	\$ 1,899,742
La Palma	\$ 201,688	\$ 12,057,831	1.67%	\$ 495,936
Laguna Beach	\$ 1,806,353	\$ 88,020,317	2.05%	\$ 8,269,834
Laguna Hills	\$ 331,579	\$ 22,047,533	1.50%	\$ 1,604,065
Laguna Niguel	\$ 908,566	\$ 43,809,474	2.07%	\$ 1,632,527
Laguna Woods	\$ 104,578	\$ 6,351,788	1.65%	\$ 135,845
Lake Forest	\$ 226,678	\$ 54,795,849	0.41%	\$ 822,360
Los Alamitos	\$ 182,250	\$ 14,165,860	1.29%	\$ 694,824
Mission Viejo	\$ 2,864,895	\$ 63,356,854	4.52%	\$ 4,466,963
Newport Beach	\$ 12,547,102	\$ 229,812,594	5.46%	\$ 16,818,694
Orange	\$ 3,392,885	\$ 124,241,260	2.73%	\$ 4,135,156
Placentia	\$ 770,006	\$ 35,796,833	2.15%	\$ 2,981,454
Rancho Santa Margarita	\$ 428,337	\$ 19,137,375	2.24%	\$ 688,337
San Clemente	\$ 1,316,842	\$ 65,789,926	2.00%	\$ 4,372,916
San Juan Capistrano	\$ 492,518	\$ 36,522,274	1.35%	\$ 2,577,297
Santa Ana	\$ 9,040,904	\$ 275,532,227	3.28%	\$ 10,636,897
Seal Beach	\$ 642,598	\$ 35,500,962	1.81%	\$ 1,759,183
Stanton	\$ 285,869	\$ 23,951,047	1.19%	\$ 311,852
Tustin	\$ 1,697,045	\$ 67,924,240	2.50%	\$ 4,100,081
Villa Park	\$ 373,104	\$ 3,722,258	10.02%	\$ 480,163
Westminster	\$ 1,805,546	\$ 66,489,760	2.72%	\$ 3,172,179
Yorba Linda	\$ 2,608,191	\$ 38,335,027	6.80%	\$ 2,952,999

<sup>1</sup>For FY 2021-22, the MOE requirement was modified due to the financial impacts of the COVID-19 pandemic. Local jurisdictions can meet either 1) the traditional MOE benchmark dollar amount (shown in column A); or 2) an MOE target that is based on the percentage of the MOE benchmark value of GFRs (see columns B and C).